






LINEA 6 – METROPOLITANA DI NAPOLI

				(PRIMA EMISSIONE) – GIUGNO 2014	GIU 14														
Albinati	De Risi	Manferlotti	Di Luccio																
REDATTO	CONTROLLATO	APPROVATO	AUTORIZZATO	DESCRIZIONE REVISIONE DOCUMENTO	DATA	REV													
 Ansaldo STS A Finmeccanica Company CONCESSIONARIA				PROG		IMP		NUMERO											
				L		M	6	7	F	X	2	C	I	3	3				
				CODICE PRODOTTO		AREA		TIPO		FASE									
 COMUNE DI NAPOLI CONCEDENTE						2		C				E	S						
TITOLO DOCUMENTO:												LINEA 6 METROPOLITANA DI NAPOLI PROGETTO ESECUTIVO OPERE CIVILI – MONITORAGGIO GEOTECNICO GEOREFERENZIATO REPORT DELLE MISURE (INTERNO) – STAZIONE CHIAIA							
A termini di legge è rigorosamente vietato riprodurre e comunicare a terzi il contenuto del presente documento						EMITTENTE						CODICE ENTE							
						 METROPOLITANA DI NAPOLI S.p.A. RESPONSABILE PROGETTAZIONE OPERE CIVILI						A.T.I. LM6							
						 tre esse ENGINEERING						Monitoraggio delle gallerie e prove di laboratorio per la qualifica dei materiali e loro controllo Monitoraggio opere civili e monitoraggio ambientale							
						FORMATO		SCALA		FOGLIO									
						A4		/		1 DI 148									

 Ansaldo STS A Finmeccanica Company	LINEA 6 METROPOLITANA DI NAPOLI - PROGETTO ESECUTIVO <i>OPERE CIVILI - MONITORAGGIO GEOTECNICO GEOREFERENZIATO</i> <i>REPORT DELLE MISURE - STAZIONE CHIAIA</i>	LM6 7FX 2C I 33 Data: 27/06/14 Metropolitana di Napoli A.T.I. LM6 TreEsse Engineering S.r.l.
---	--	---

INDICE

1.PREMESSA	3
2.DATI GENERALI	4
3.STRUMENTAZIONE INTERNA INSTALLATA	5
4.PLANIMETRIA STRUMENTAZIONE MONITORAGGIO	7
5. PLANIMETRIA E SEZIONI ANDAMENTO TETTO DEL TUFO	9
6.FASI LAVORATIVE	11
7.MISURE GEOTECNICHE INCLINOMETRICHE	16
8.MISURE GEOTECNICHE - BARRETTE ESTENSIMETRICHE	45
9.MISURE GEOTECNICHE - CELLE DI CARICO TOROIDALI	64
10.MISURE TOPOGRAFICHE - MIRE OTTICHE	73
ALLEGATO 1 – MANUTENZIONE	144


 Ansaldo STS A Finmeccanica Company	LINEA 6 METROPOLITANA DI NAPOLI - PROGETTO ESECUTIVO OPERE CIVILI - MONITORAGGIO GEOTECNICO GEOREFERENZIATO REPORT DELLE MISURE - STAZIONE CHIAIA	LM6 7FX 2C I 33 Data: 27/06/14 Metropolitana di Napoli A.T.I. LM6 TreEsse Engineering S.r.l.
---	--	---

1. PREMESSA

Nell'ambito della realizzazione della nuova Metropolitana di Napoli (**Linea 6, tratta Mergellina - Municipio**) è prevista una rete di monitoraggio e controllo finalizzata alla periodica registrazione delle grandezze fisiche di maggiore interesse e agli effetti legati alle attività di cantiere.

In generale, per le stazioni il sistema di monitoraggio prevede i seguenti strumenti:

- Capisaldi di livellazione, posti sul terreno e sui marciapiedi degli edifici adiacenti il pozzo di stazione;
- Staffe livellometriche, poste sugli edifici adiacenti il pozzo di stazione;
- Piezometri Casagrande o a tubo aperto, realizzati in prossimità delle paratie del pozzo di stazione;
- Piezometri elettrici, realizzati all'interno del pozzo di stazione;
- Inclinatori ed estenso-inclinatori, realizzati in prossimità delle paratie del pozzo di stazione;
- Inclinatori, realizzati nelle paratie perimetrali del pozzo di stazione;
- Mire ottiche, poste sulle paratie all'interno del pozzo di stazione
- Celle di carico, disposte sui puntoni metallici di contrasto;
- Barrette estensimetriche, disposte sui puntoni metallici di contrasto e/o all'interno delle paratie perimetrali del pozzo di stazione.

 Ansaldo STS A Finmeccanica Company	LINEA 6 METROPOLITANA DI NAPOLI - PROGETTO ESECUTIVO OPERE CIVILI - MONITORAGGIO GEOTECNICO GEOREFERENZIATO REPORT DELLE MISURE - STAZIONE CHIAIA	LM6 7FX 2C I 33 Data: 27/06/14 Metropolitana di Napoli A.T.I. LM6 TreEsse Engineering S.r.l.
---	--	---

L'installazione di tale strumentazione impiegata lungo le aree di cantiere (stazione Chiaia, S. Pasquale, Arco Mirelli e Municipio) risulta completa all'interno ed all'esterno dei pozzi di stazione; diversamente, quella relativa alla Galleria di linea è ad oggi in fase d'installazione.

Di seguito saranno restituiti i grafici frutto delle letture svolte nel cantiere, relativi alla sola strumentazione interna:


- Inclinatori, Estensimetri, Piezometri, acquisizione elaborazione restituzione dati competenza Tre Esse.
- Staffe di livellazione, Capisaldi acquisizione competenza ATI, elaborazione restituzione dati competenza Tre Esse.

2. DATI GENERALI

Commessa: Linea 6 – Metropolitana Di Napoli

Impresa esecutrice: Chiaia S.c.a.r.l.

Monitoraggio: Tre Esse Engineering S.r.l.

 Ansaldo STS A Finmeccanica Company	LINEA 6 METROPOLITANA DI NAPOLI - PROGETTO ESECUTIVO OPERE CIVILI - MONITORAGGIO GEOTECNICO GEOREFERENZIATO REPORT DELLE MISURE - STAZIONE CHIAIA	LM6 7FX 2C I 33 Data: 27/06/14 Metropolitana di Napoli A.T.I. LM6 TreEsse Engineering S.r.l.
--	--	---

3. STRUMENTAZIONE INTERNA INSTALLATA

La nomenclatura della strumentazione di monitoraggio ha subito una variazione rispetto all'installazione, necessaria per rendere uniforme ed univoco il nome di ogni strumento installato lungo tutta la tratta.

Esempio: CH_P50_S1;

la prima serie di simboli identifica la stazione di monitoraggio (in questo caso San Pasquale),

la seconda è identificativa del numero di pannello monitorato,

la terza corrisponde al tipo di barretta estensimetrica installata (S sta per Strain gauge – corda vibrante) e al numero progressivo della barretta (1,2,...).

Elenco strumentazione installata e funzionante.

- n°4 Inclinatori

CH_IN_P13

CH_IN_P50

CH_IN_P67

CH_IN_P81

- n°24 Barrette Estensimetriche a corda vibrante per metallo


CH_P13_S1-6

CH_P50_S1-6

CH_P67_S1-6

CH_PU1_S1-4

CH_PU2_S5-8

 Ansaldo STS A Finmeccanica Company	LINEA 6 METROPOLITANA DI NAPOLI - PROGETTO ESECUTIVO <i>OPERE CIVILI - MONITORAGGIO GEOTECNICO GEOREFERENZIATO</i> <i>REPORT DELLE MISURE - STAZIONE CHIAIA</i>	LM6 7FX 2C I 33 Data: 27/06/14 Metropolitana di Napoli A.T.I. LM6 TreEsse Engineering S.r.l.
---	--	---

- n°11 Celle di Carico

Primo Ordine di Tiranti
CH_CC1-4

Secondo Ordine di Tiranti
CH_CC5-9

Puntoni
CH_PU1_CC
CH_PU2_CC

- n°74 Mire Ottiche


Primo Ordine
CH_MO1-16

Secondo Ordine
CH_MO17-32

Terzo Ordine
CH_MO33-40

Quarto Ordine
CH_MO36-44

Supplementari
CH_MO45-74


 Ansaldo STS A Finmeccanica Company	LINEA 6 METROPOLITANA DI NAPOLI - PROGETTO ESECUTIVO <i>OPERE CIVILI - MONITORAGGIO GEOTECNICO GEOREFERENZIATO</i> <i>REPORT DELLE MISURE - STAZIONE CHIAIA</i>	LM6 7FX 2C I 33 Data: 27/06/14 Metropolitana di Napoli A.T.I. LM6 TreEsse Engineering S.r.l.
---	--	---

4. PLANIMETRIA STRUMENTAZIONE MONITORAGGIO

Nella figura successiva viene rappresentata la planimetria del cantiere e la disposizione degli strumenti previsti per il monitoraggio geotecnico installati internamente al pozzo stazione.



Figura 4.1.: Planimetria pozzo stazione, raffigurante la disposizione della strumentazione di monitoraggio geotecnico interno installata.

 Ansaldo STS A Finmeccanica Company	LINEA 6 METROPOLITANA DI NAPOLI - PROGETTO ESECUTIVO <i>OPERE CIVILI - MONITORAGGIO GEOTECNICO GEOREFERENZIATO</i> <i>REPORT DELLE MISURE - STAZIONE CHIAIA</i>	LM6 7FX 2C I 33 Data: 27/06/14 Metropolitana di Napoli A.T.I. LM6 TreEsse Engineering S.r.l.
---	--	---

5. PLANIMETRIA E SEZIONI ANDAMENTO TETTO DEL TUFO

Nella figura 5.1 viene rappresentata la Planimetria pozzo stazione, nella quale è riportata la collocazione di alcuni sondaggi effettuati per la campagna propedeutica alla stesura del Progetto Definitivo (2005).

Nella figura 5.2 viene rappresentato l'andamento del tetto del Tufo (lato monte e lato mare) con uno stralcio tratto dall'elaborato grafico del Progetto Definitivo (Stazione Chiaia) allegato alla Relazione Geologica (cod. doc.:LM67F2C0159 – ANNO 2005).

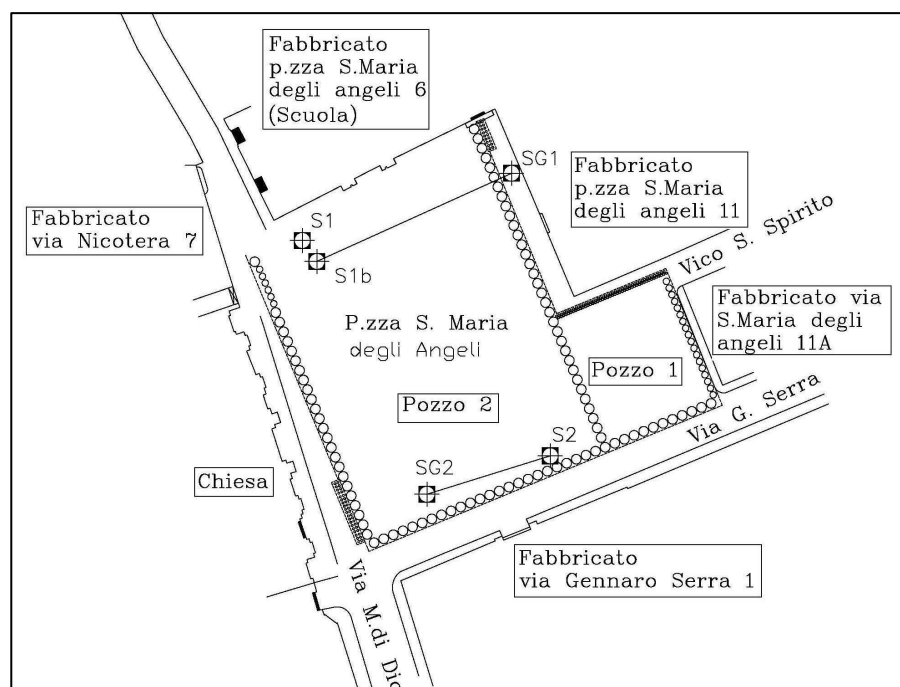


Figura 5.1.: Planimetria pozzo stazione, raffigurante la collocazione di alcuni sondaggi effettuati per la campagna propedeutica alla stesura del Progetto Definitivo (2005).

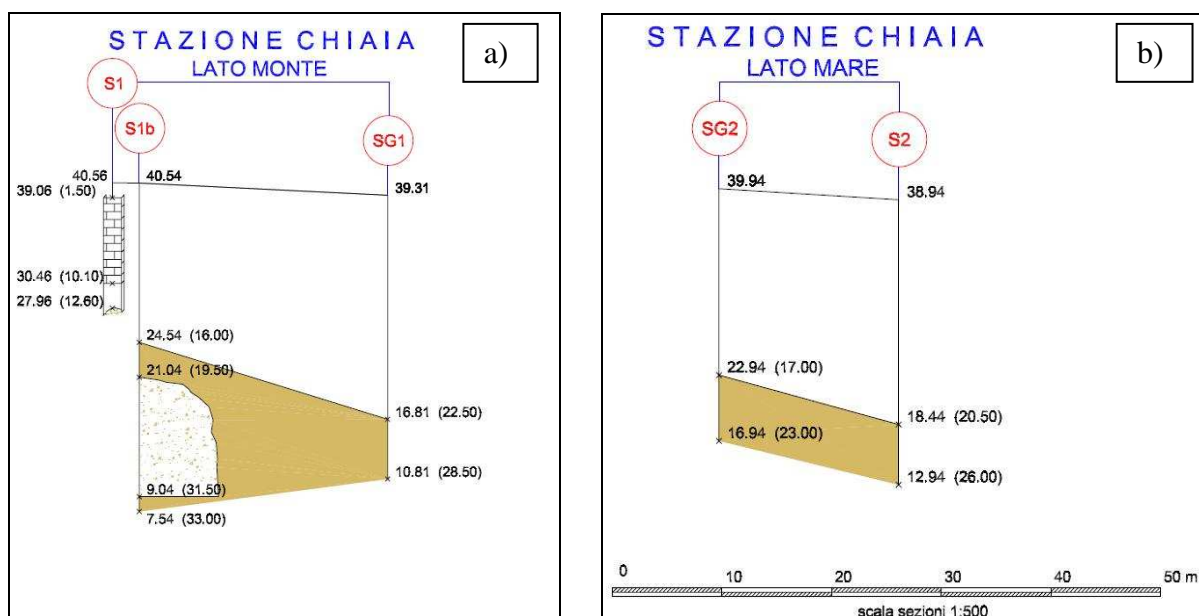



Figura 5.2a e 5.2b.: Andamento del tetto del Tufo (lato monte e lato mare) - Stralcio da Elaborato grafico Progetto Definitivo Stazione Chiaia allegato alla Relazione Geologica (cod. doc.: LM67F2C0159 – ANNO 2005).

 Ansaldo STS A Finmeccanica Company	LINEA 6 METROPOLITANA DI NAPOLI - PROGETTO ESECUTIVO OPERE CIVILI - MONITORAGGIO GEOTECNICO GEOREFERENZIATO REPORT DELLE MISURE - STAZIONE CHIAIA	LM6 7FX 2C I 33 Data: 27/06/14 Metropolitana di Napoli A.T.I. LM6 TreEsse Engineering S.r.l.
---	--	---


1. 6. FASI LAVORATIVE

Nel presente capitolo vengono esposte le principali lavorazioni in svolgimento nel cantiere di Chiaia (Metropolitana di Napoli - Linea 6).

Le indicazioni riportate, aggiornate al periodo di riferimento del presente report, sono frutto sia delle osservazioni in sito dei tecnici Tre Esse sia delle informazioni comunicateci dall'Impresa Esecutrice.

Nella planimetria e nelle sezioni realizzate dalla Scrivente, di seguito riportate, sono state individuate e stimate qualitativamente le aree interessate dalle lavorazioni ritenute significative ai fini del monitoraggio, che rispetto al periodo d'osservazione precedente non hanno subito variazioni rilevanti. La planimetria in figura 6.1 raffigura il pozzo stazione, con la suddivisione in aree di lavoro. Riferendoci alle sezioni A-A'(fig.6.2), B-B'(fig.6.3), si osserva quanto di seguito riportato:

Le principali fasi lavorative hanno riguardato il proseguimento degli scavi per l'approfondimento del pozzo stazione e l'inizio dei lavori di armatura e getto del solettone di fondo. Sul lato prossimo alla scuola, longitudinalmente alla facciata principale dell'edificio sono presenti 2 puntoni in acciaio di contrasto fra le paratie di pannelli. Le paratie di pannelli sono inoltre collegate fra di loro a varie quote grazie all'utilizzo di travi in acciaio tirantate.

 Ansaldo STS A Finmeccanica Company	LINEA 6 METROPOLITANA DI NAPOLI - PROGETTO ESECUTIVO <i>OPERE CIVILI - MONITORAGGIO GEOTECNICO GEOREFERENZIATO</i> <i>REPORT DELLE MISURE - STAZIONE CHIAIA</i>	LM6 7FX 2C I 33 Data: 27/06/14 Metropolitana di Napoli A.T.I. LM6 TreEsse Engineering S.r.l.
---	--	---

La strumentazione geotecnica prossima alle sezioni è la seguente:

- tubi inclinometrici CH_IN1, CH_IN_P67, tubo piezometrico (a tubo aperto) CH_PZ2, per la sezione A-A'
- tubo estenso-inclinometrico CH_EI1/ES1 e inclinometrico CH_IN3, CH_IN4, CH_PZ3 per la sezione B-B'

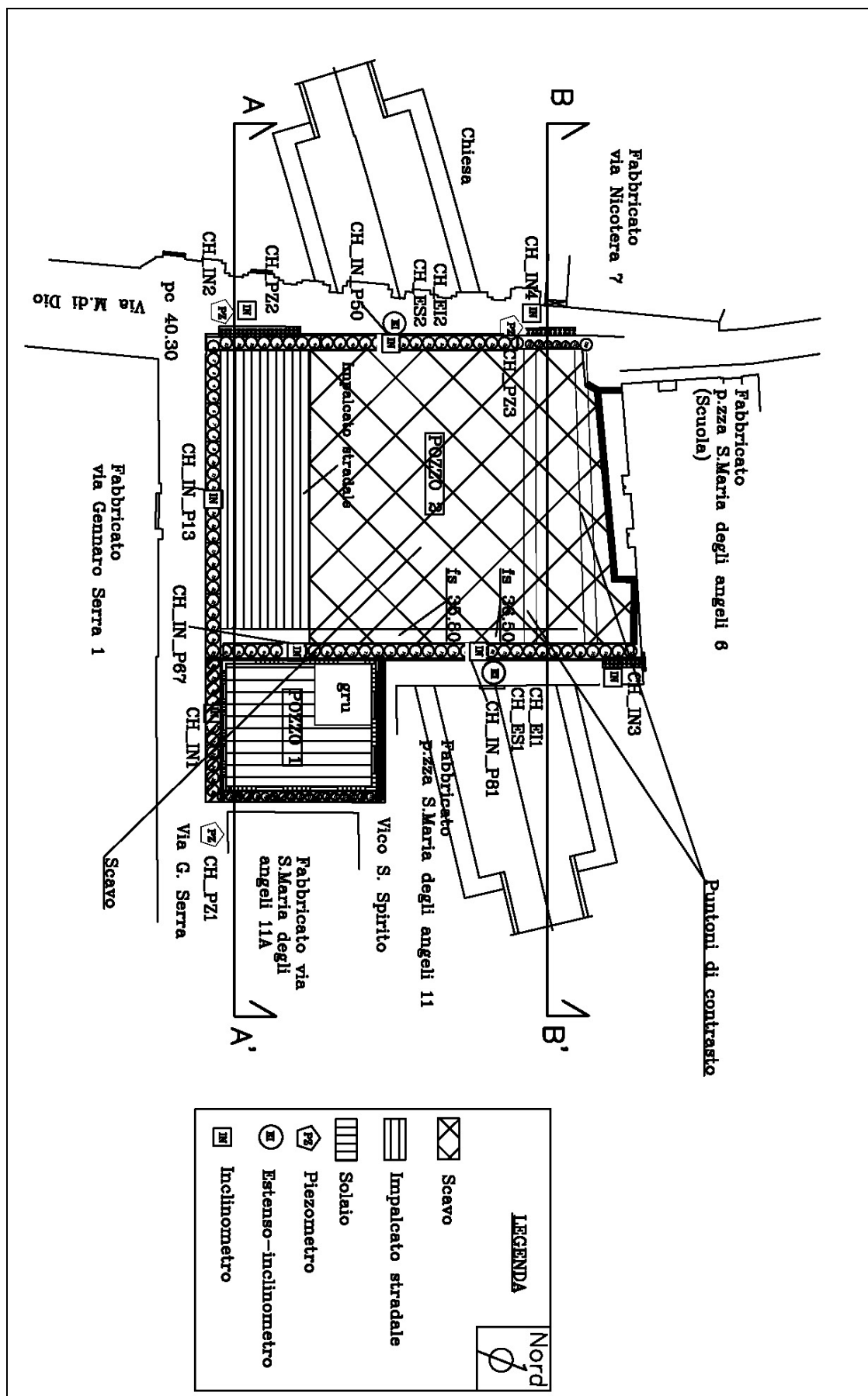


Figura 6.1.: Planimetria pozzo stazione, raffigurante la suddivisione in aree di lavoro.

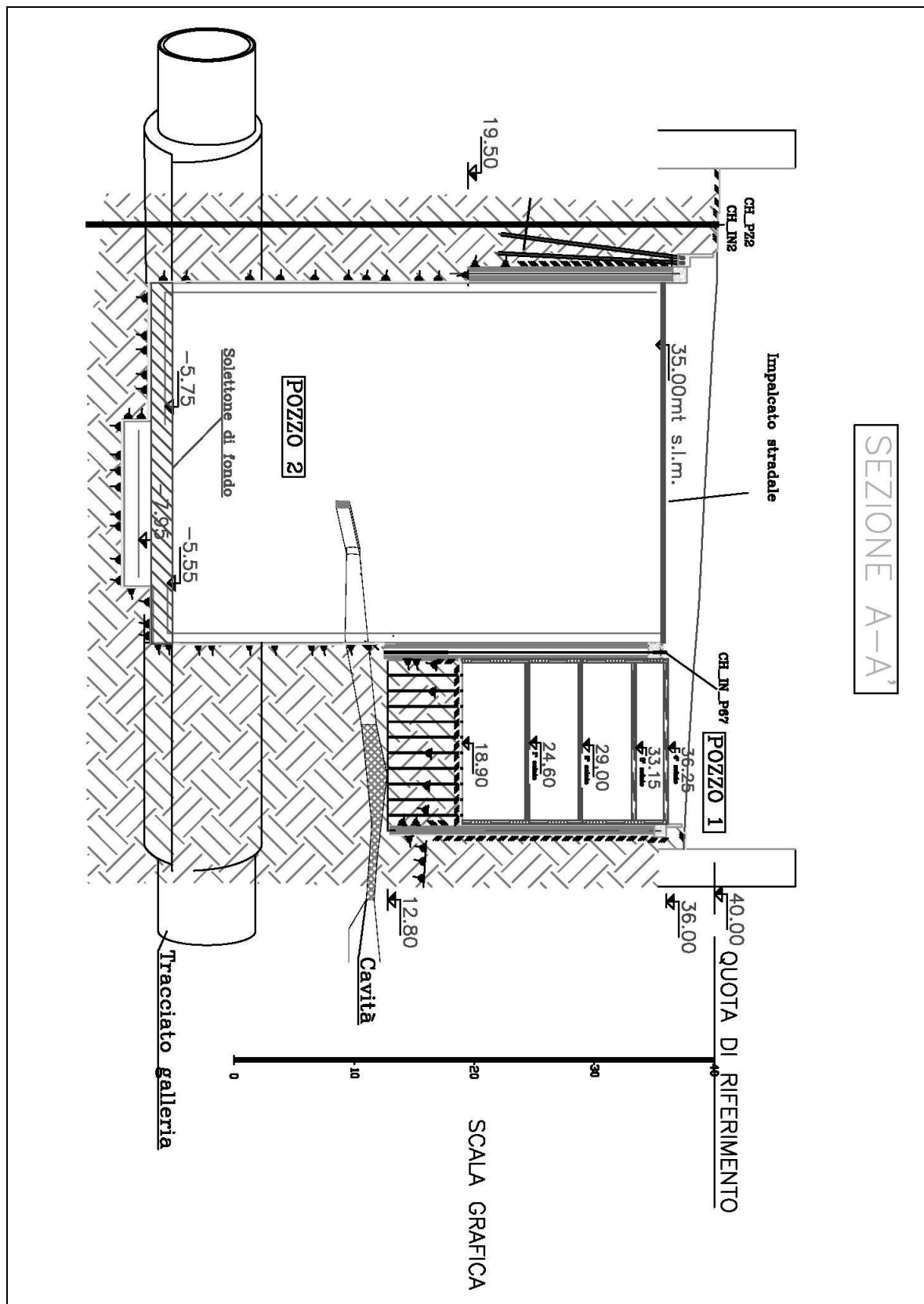


Figura 6.2.: Sezione A-A' pozzo stazione, raffigurante la suddivisione in aree di lavoro.

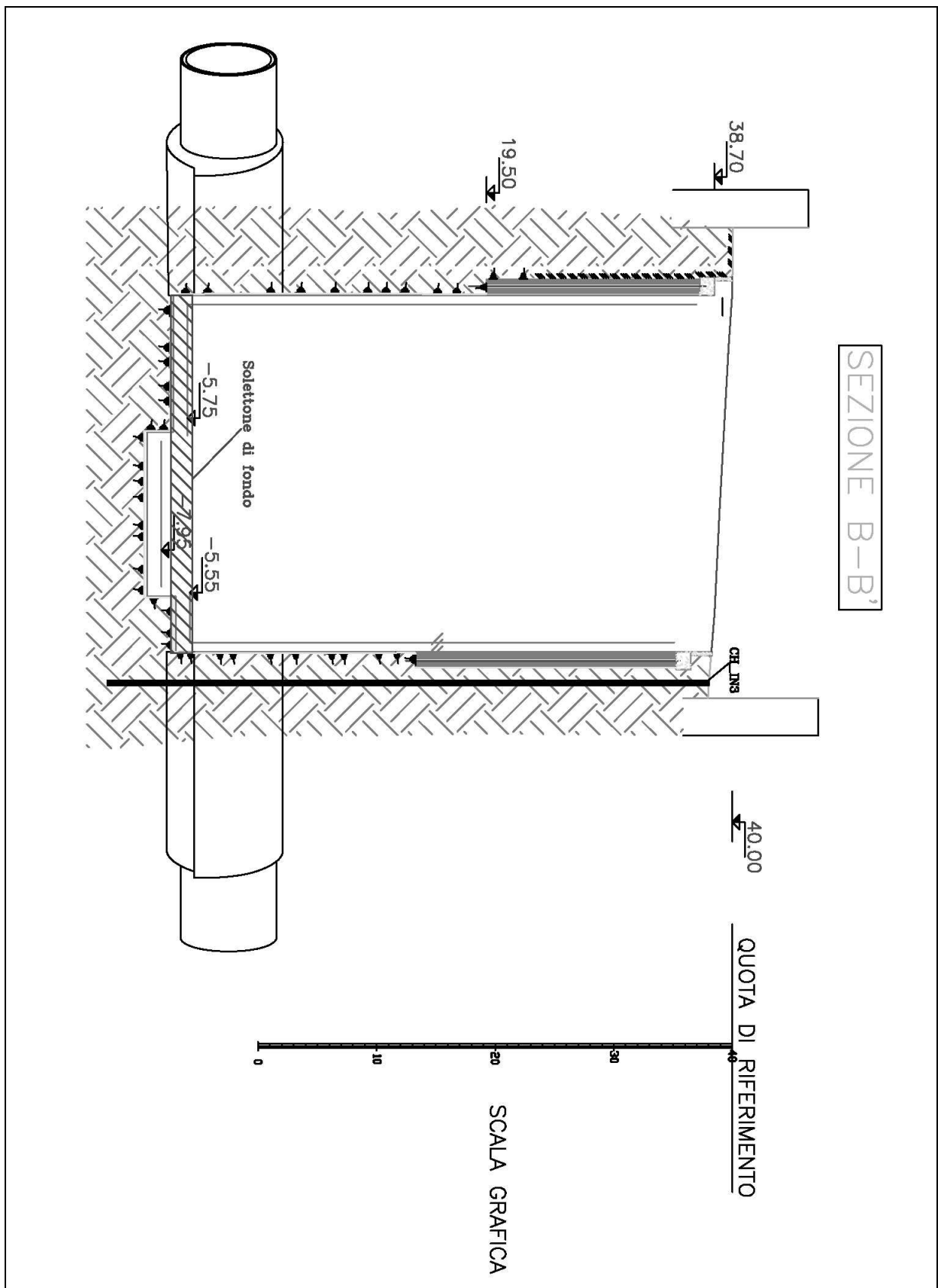


Figura 6.3.: Sezione B-B' pozzo stazione, raffigurante la suddivisione in aree di lavoro.

7. MISURE GEOTECNICHE – INCLINOMETRICHE

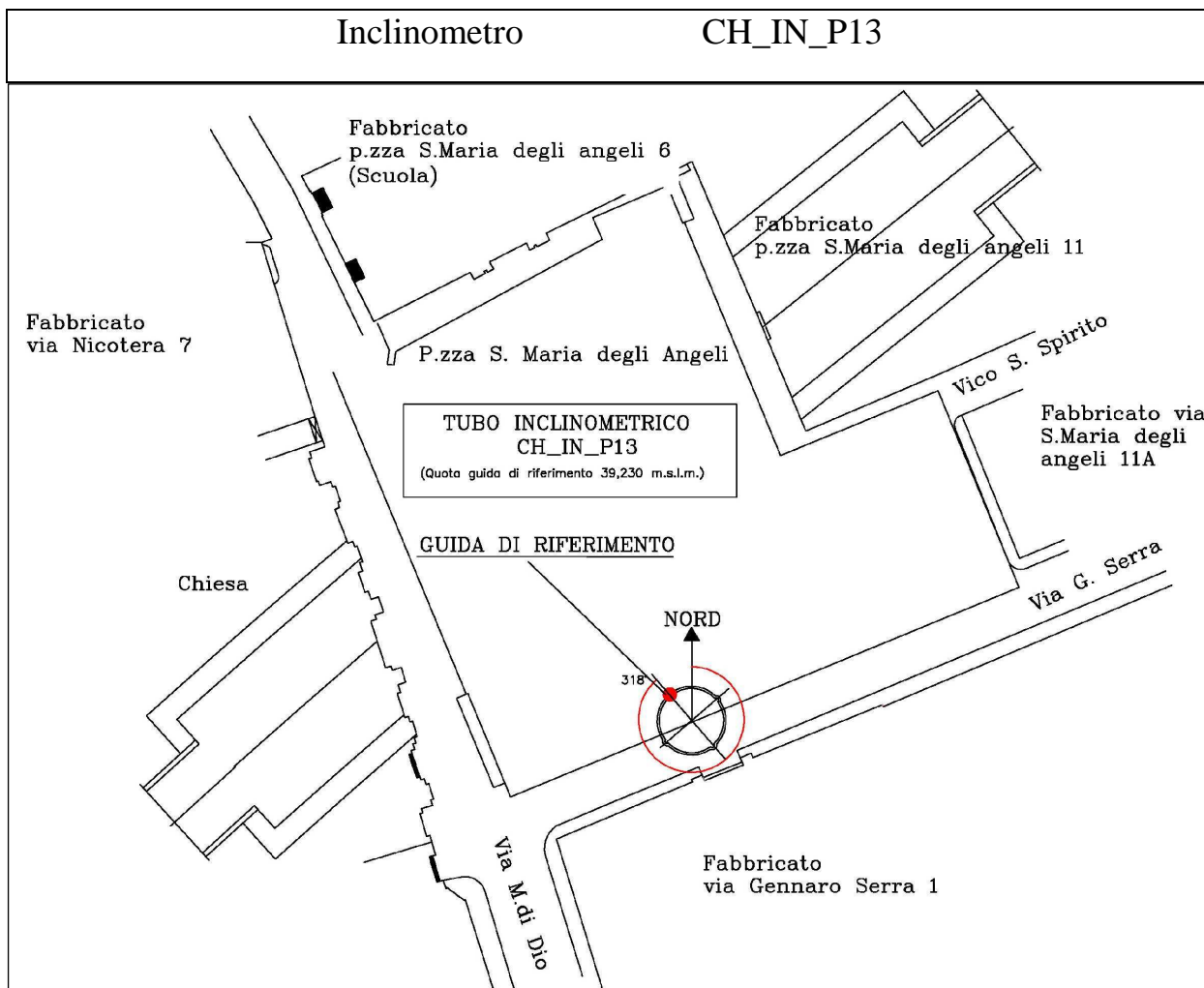
Gli inclinometri sono strumenti di controllo dei movimenti e delle deformazioni dei terreni nonché delle variazioni di assetto delle strutture. I rilievi consistono nella misura della variazione delle inclinazioni rispetto alla verticale di punti significativi, dall'inclinazione, mediante integrazione numerica si risale agli spostamenti sul piano x-y. La strumentazione di base è composta da tubo inclinometrico a sezione circolare provvisto di scanalature con funzione di guida per la sonda, sonda inclinometrica, cavo e centralina di misura.

Tabella riepilogativa per gli inclinometri installati in cantiere

NOME	TIPOLOGIA STRUMENTO	DATA INSTALLAZIONE	DISPONIBILITA' LETTURA			NOTE
			DATA LETTURA DI ZERO	PERIODO INTERRUZIONE	DATA FINE ATTIVITA'	
CH_IN_P13	INCLINOMETRO	06/12/10	22/12/10			
CH_IN_P50	INCLINOMETRO	21/12/10	21/01/11			
CH_IN_P67	INCLINOMETRO	18/11/09	25/11/09			
CH_IN_P81	INCLINOMETRO	21/12/10	21/01/11			

Inclinometro

CH_IN_P13



Affidabilità strumentale
A.T.I. LM6 – TreEsse

buono
da rivedere
da scartare

X

Congruenza progettuale
C.T. ATI LM6 – C.T. Monitoraggio

congruente
non congruente, da valutare
non congruente con implicazioni sulla
sicurezza

NOTE

Ubicazione **STAZIONE CHIAIA**
Tipo Strumento **Tubo inclinometrico**
Nome tubo **CH_IN_P13**
Azimut di riferimento **318**
Quota guida rif. (m.s.l.m.) **39,23**
Data lettura di zero **22/12/2010**
Data posa in opera **06/12/2010**

Misura **89** in data **19/06/2014 12.08**

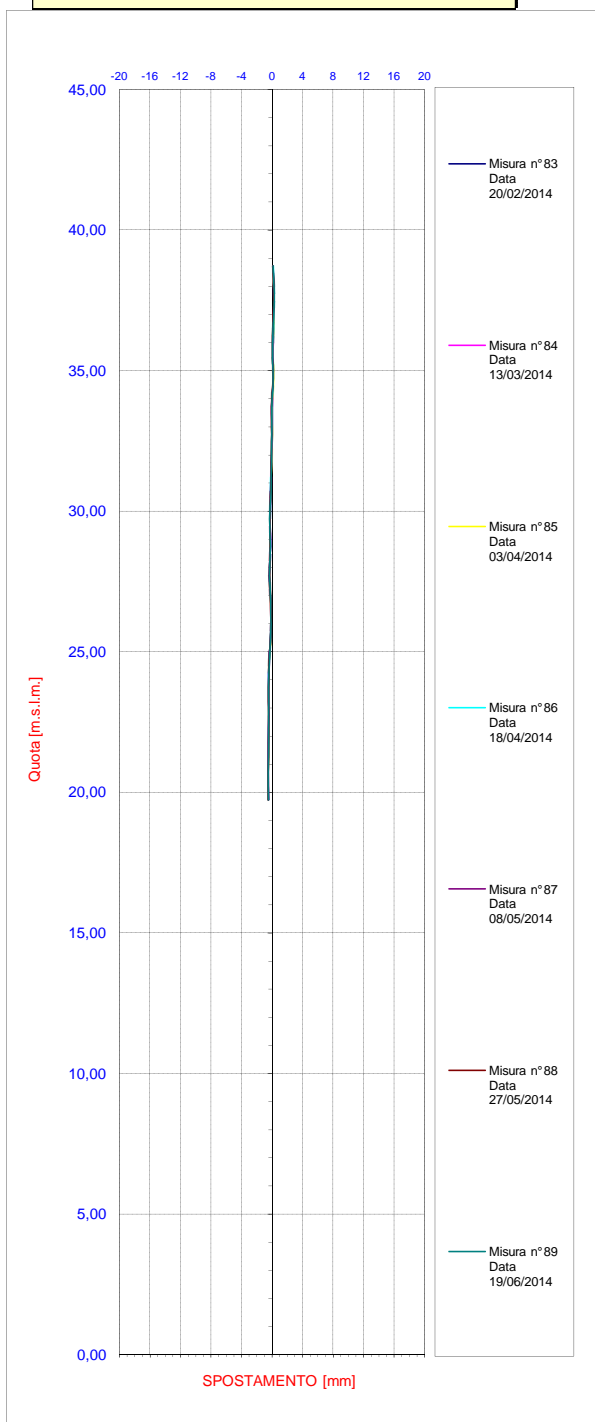
SPOSTAMENTI LOCALI (mm)				
PROFONDITA (m.s.l.m.)	EST	NORD	RISULTANTE	AZIMUT
38,7	0,105	0,091	0,139	49,004
37,7	0,271	-0,031	0,273	96,471
36,7	0,170	-0,143	0,222	130,066
35,7	0,028	-0,120	0,123	166,989
34,7	0,125	-0,018	0,126	97,972
33,7	-0,058	-0,090	0,107	212,995
32,7	-0,058	-0,005	0,058	265,061
31,7	-0,110	-0,200	0,229	208,802
30,7	-0,146	-0,089	0,171	238,780
29,7	-0,334	-0,071	0,341	257,951
28,7	-0,241	0,089	0,257	290,325
27,7	-0,335	-0,038	0,337	263,589
26,7	-0,189	0,078	0,205	292,449
25,7	-0,172	-0,038	0,176	257,619
24,7	-0,363	0,292	0,466	308,817
23,7	-0,489	0,298	0,572	301,387
22,7	-0,482	0,394	0,623	309,275
21,7	-0,470	0,346	0,584	306,341
20,7	-0,513	0,511	0,724	314,874
19,7	-0,495	0,480	0,689	314,128

SPOSTAMENTI INTEGRALI (mm)				
PROFONDITA (m.s.l.m.)	EST	NORD	RISULTANTE	AZIMUT
38,7	-3,757	1,738	4,139	294,831
37,7	-3,862	1,647	4,198	293,097
36,7	-4,133	1,678	4,461	292,094
35,7	-4,303	1,820	4,672	292,932
34,7	-4,330	1,940	4,745	294,133
33,7	-4,455	1,958	4,867	293,719
32,7	-4,397	2,048	4,850	294,971
31,7	-4,339	2,053	4,800	295,318
30,7	-4,229	2,253	4,792	298,049
29,7	-4,083	2,342	4,707	299,837
28,7	-3,749	2,413	4,458	302,764
27,7	-3,508	2,323	4,207	303,519
26,7	-3,173	2,361	3,955	306,656
25,7	-2,983	2,283	3,756	307,424
24,7	-2,811	2,321	3,645	309,538
23,7	-2,448	2,029	3,180	309,644
22,7	-1,960	1,731	2,614	311,445
21,7	-1,478	1,336	1,992	312,124
20,7	-1,007	0,990	1,413	314,510
19,7	-0,495	0,480	0,689	314,128

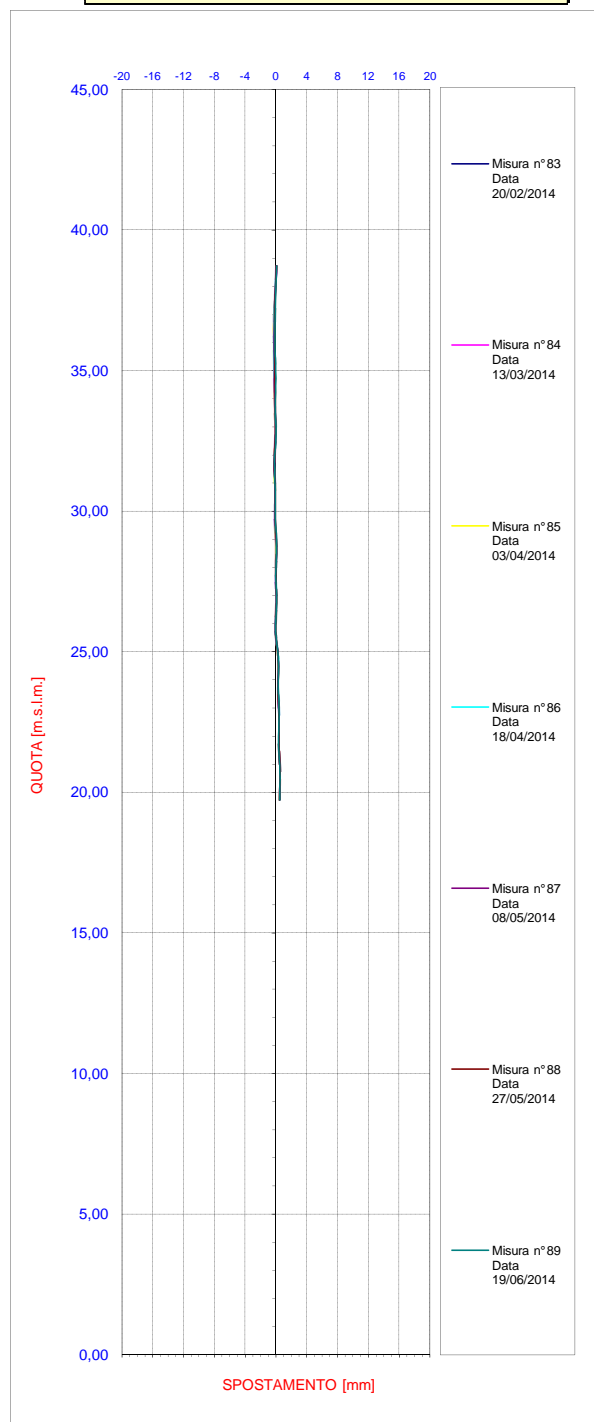
Ubicazione **STAZIONE CHIAIA**
Tipo Strumento **Tubo inclinometrico**
Nome tubo **CH_IN_P13**
Azimut di riferimento **318**
Quota guida rif. (m.s.l.m.) **39,23**
Data lettura di zero **22/12/2010**
Data posa in opera **06/12/2010**

Ultima Misura **89** in data **19/06/2014 12.08**

**Spostamenti Differenziali Locali
OVEST- (valori negativi) / EST + (valori positivi)**



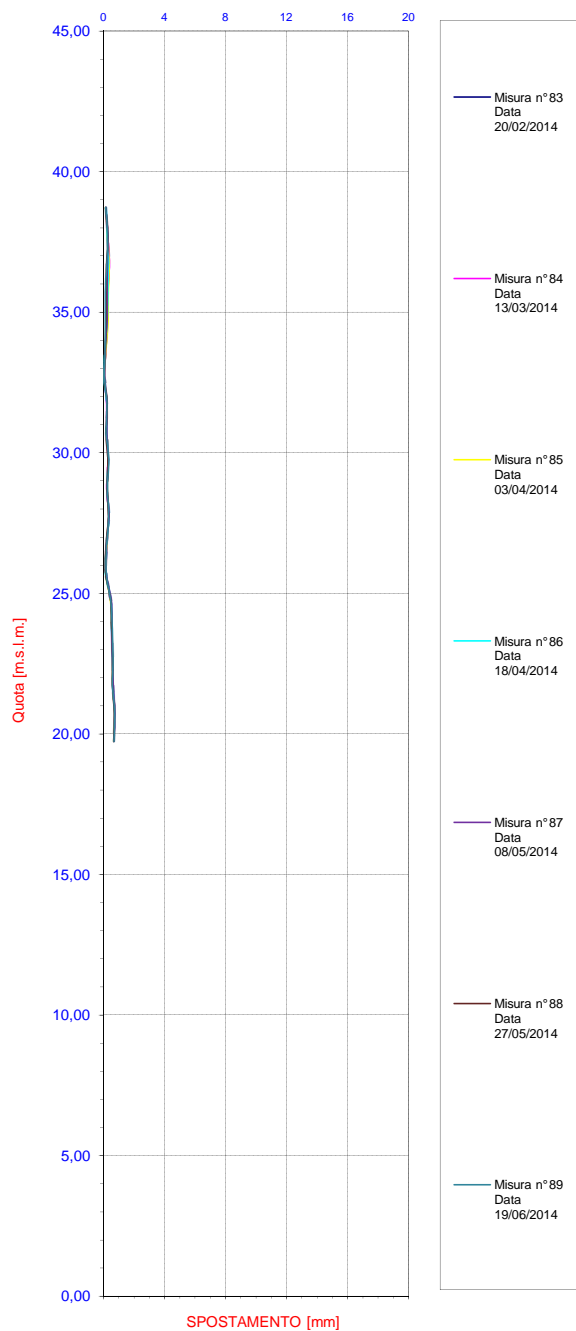
**Spostamenti Differenziali Locali
SUD - (valori negativi) / NORD + (valori positivi)**



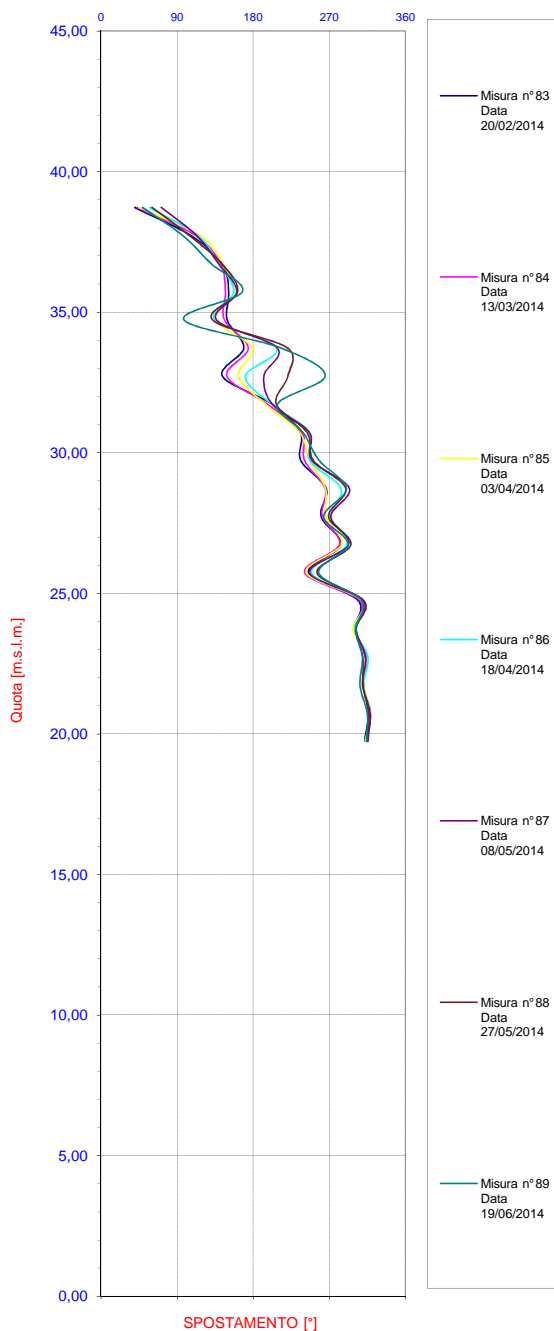
Ubicazione **STAZIONE CHIAIA**
Tipo Strumento **Tubo inclinometrico**
Nome tubo **CH_IN_P13**
Azimut di riferimento **318**
Quota guida rif. (m.s.l.m.) **39,23**
Data lettura di zero **22/12/2010**
Data posa in opera **06/12/2010**

Ultima Misura **89** in data **19/06/2014 12.08**

**Spostamenti Differenziali Locali
Risultante**



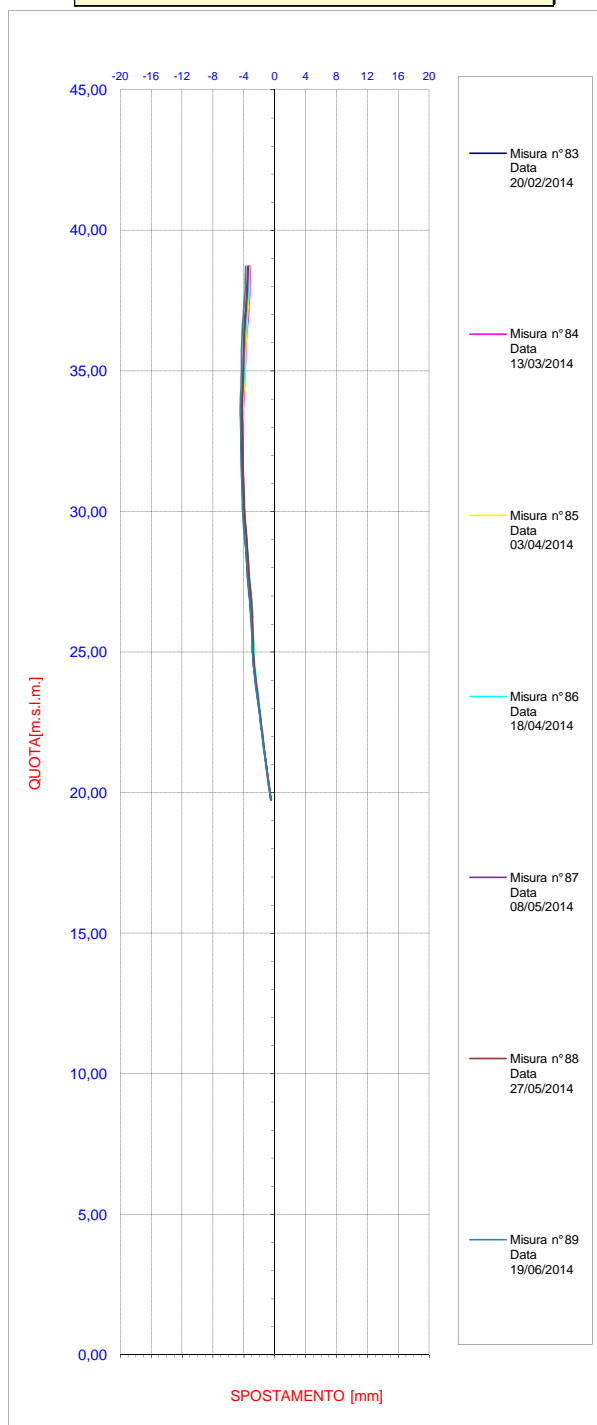
**Spostamenti Differenziali Locali
Azimut**



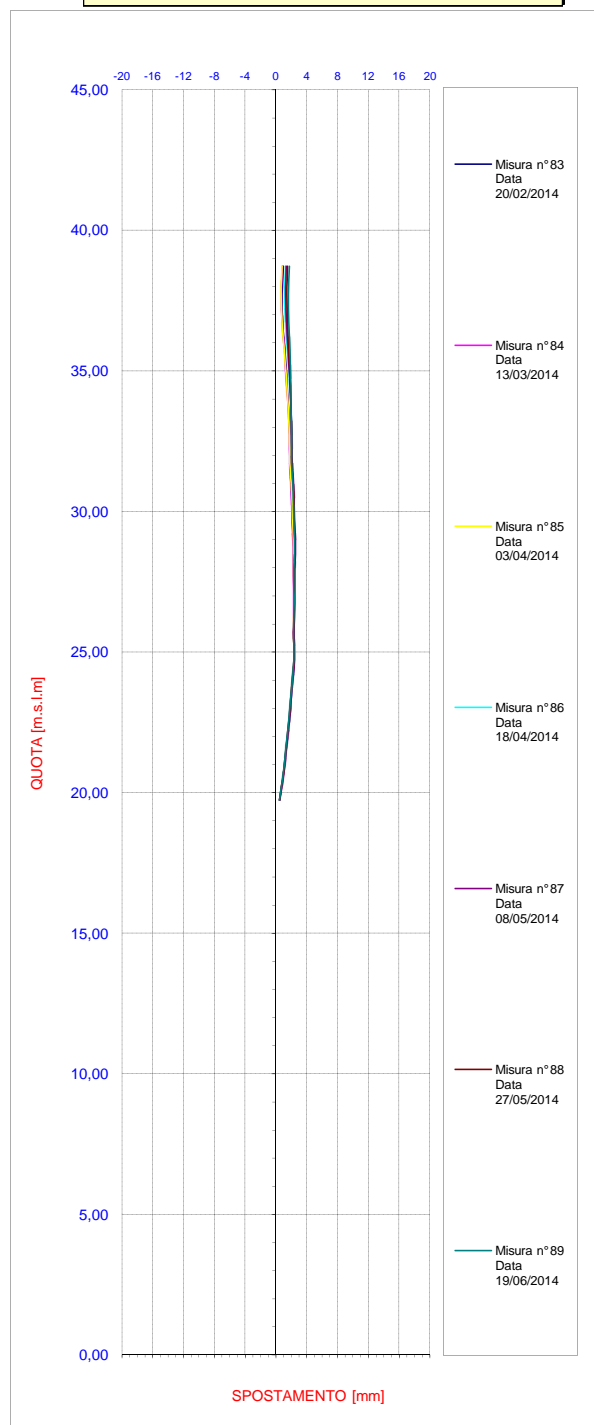
Ubicazione **STAZIONE CHIAIA**
Tipo Strumento **Tubo inclinometrico**
Nome tubo **CH_IN_P13**
Azimut di riferimento **318**
Quota guida rif. (m.s.l.m.) **39,23**
Data lettura di zero **22/12/2010**
Data posa in opera **06/12/2010**

Ultima Misura **89** in data **19/06/2014 12.08**

Spostamenti Differenziali Integrali
OVEST- (valori negativi) / EST + (valori positivi)



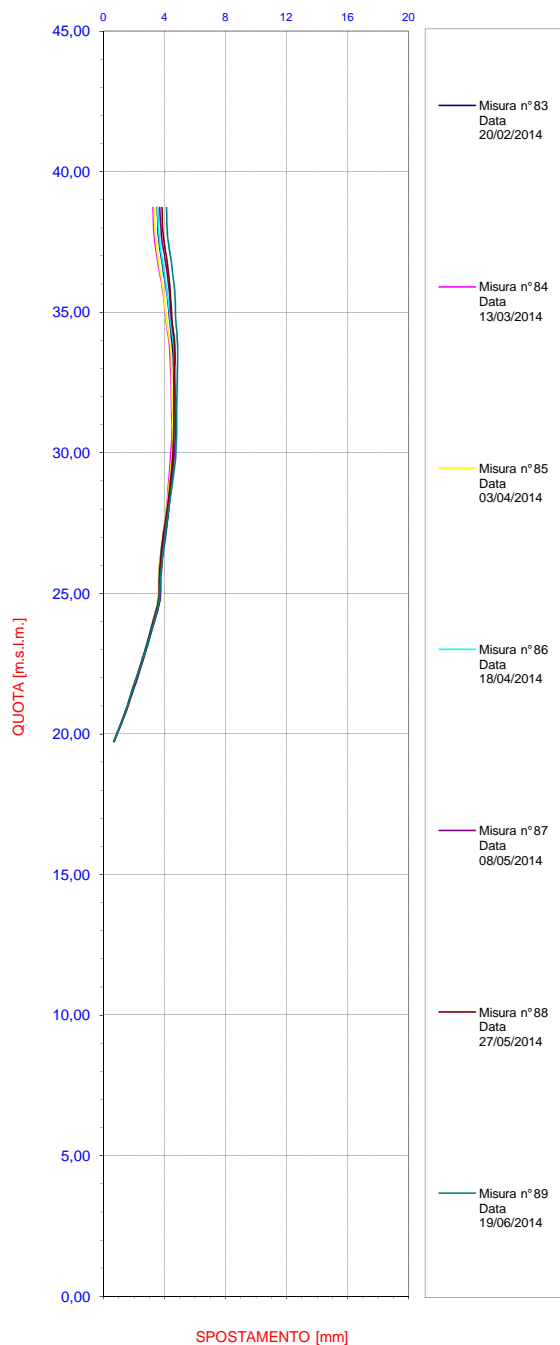
Spostamenti Differenziali Integrali
SUD - (valori negativi) / NORD + (valori positivi)



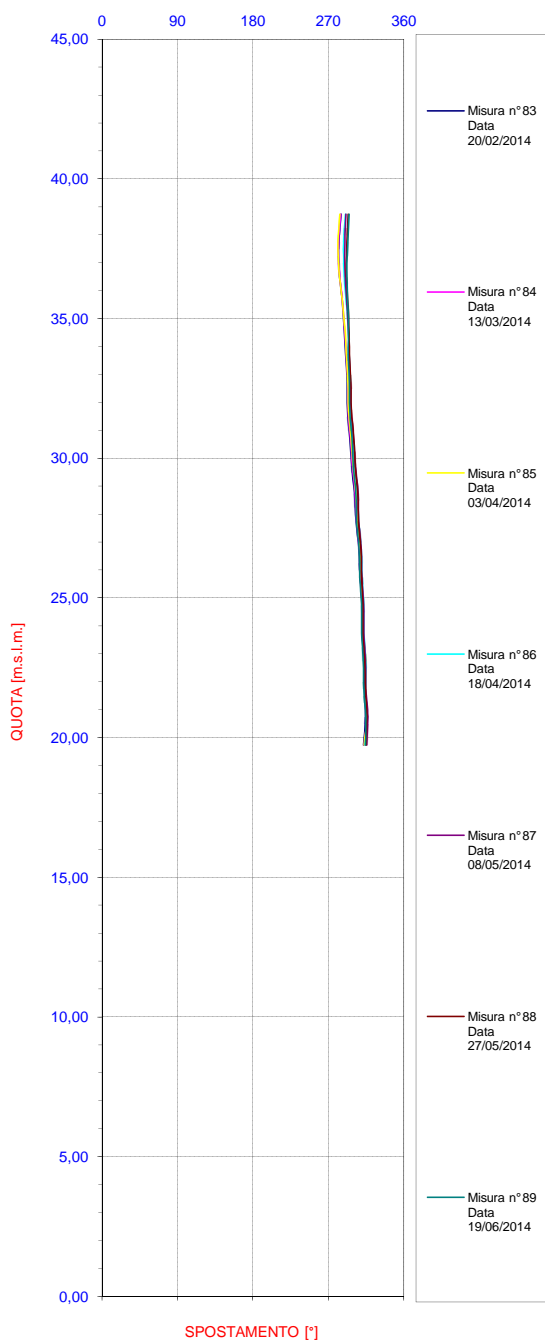
Ubicazione **STAZIONE CHIAIA**
Tipo Strumento **Tubo inclinometrico**
Nome tubo **CH_IN_P13**
Azimut di riferimento **318**
Quota guida rif. (m.s.l.m.) **39,23**
Data lettura di zero **22/12/2010**
Data posa in opera **06/12/2010**

Ultima Misura **89** in data **19/06/2014 12.08**

**Spostamenti Differenziali Integrali
Risultante**



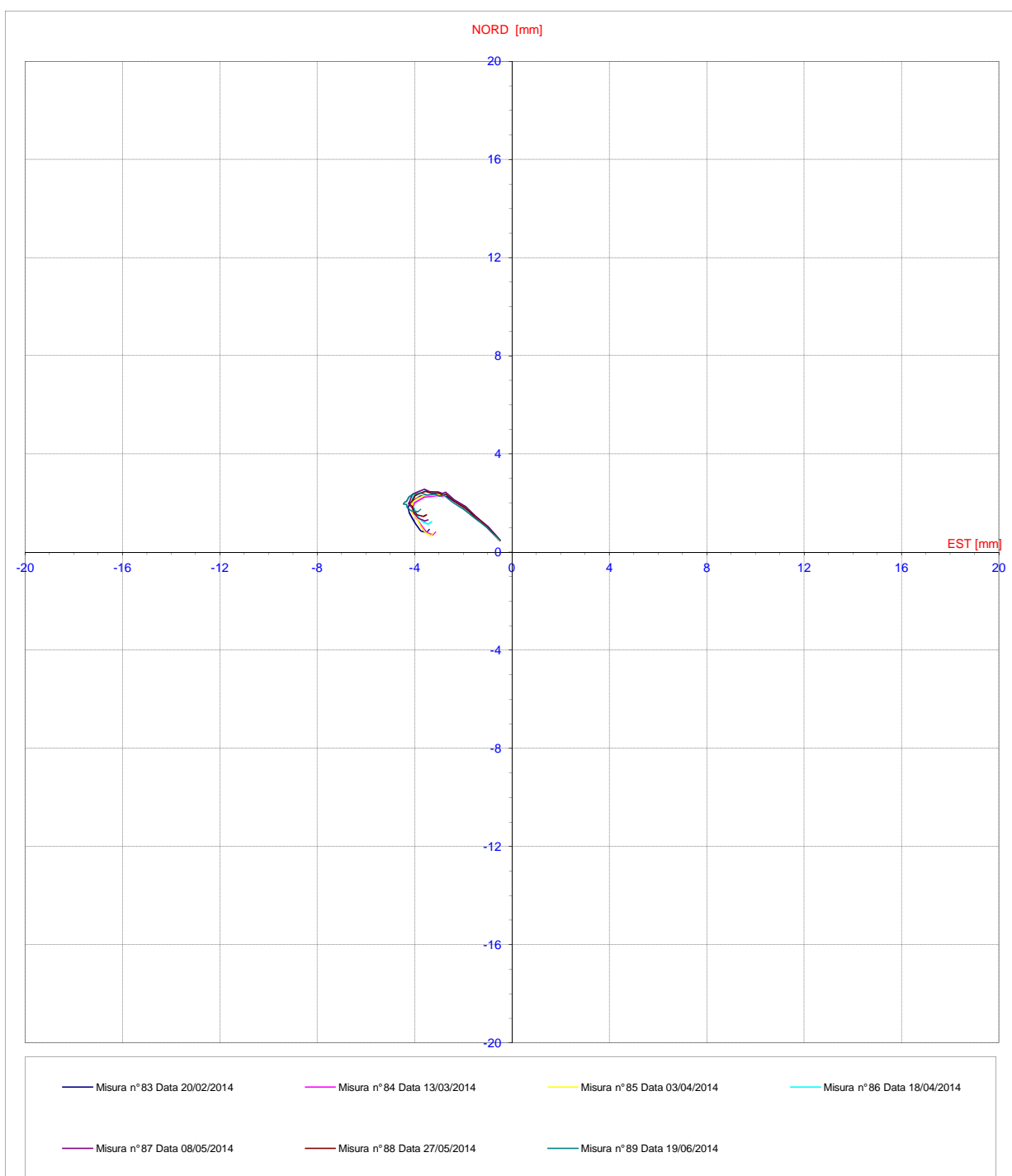
**Spostamenti Differenziali Integrali
Azimut**



Ubicazione STAZIONE CHIAIA
Tipo Strumento Tubo inclinometrico
Nome tubo CH_IN_P13
Azimut di riferimento 318
Quota guida rif. (m.s.l.m.) 39,23
Data lettura di zero 22/12/2010
Data posa in opera 06/12/2010

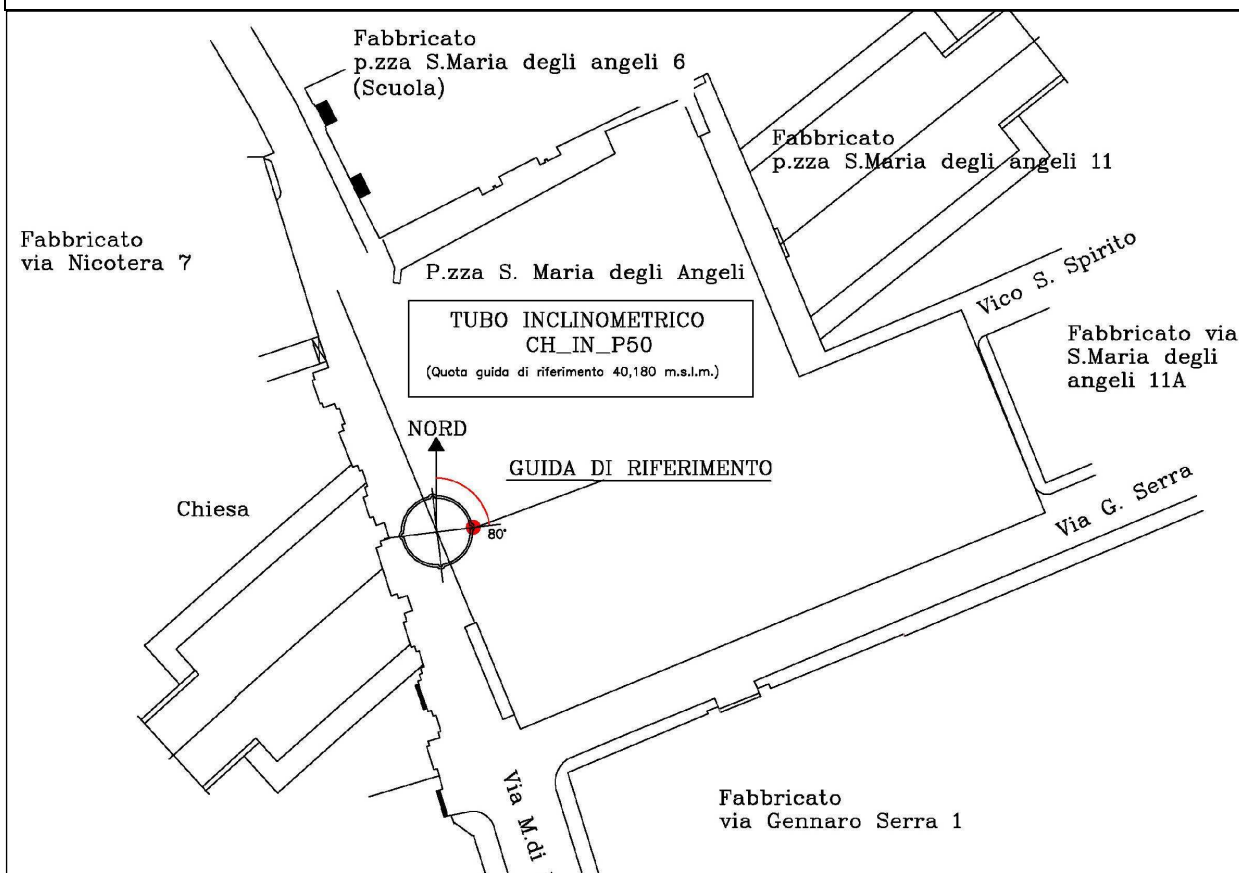
Ultima Misura 89 in data 19/06/2014 12.08

Spostamenti Differenziali Integrali
Diagramma polare



Inclinometro

CH_IN_P50



Affidabilità strumentale
A.T.I. LM6 – TreEsse

buono
da rivedere
da scartare

X

Congruenza progettuale
C.T. ATI LM6 – C.T. Monitoraggio

congruente
non congruente, da valutare
non congruente con implicazioni sulla
sicurezza

NOTE

Ubicazione **STAZIONE CHIAIA**
Tipo Strumento **Tubo inclinometrico**
Nome tubo **CH_IN_P50**
Azimut di riferimento **80**
Quota guida rif. (m.s.l.m.) **40,18**
Data lettura di zero **21/01/2011**
Data posa in opera **21/12/2010**

Misura **94** in data **19/06/2014 12.19**

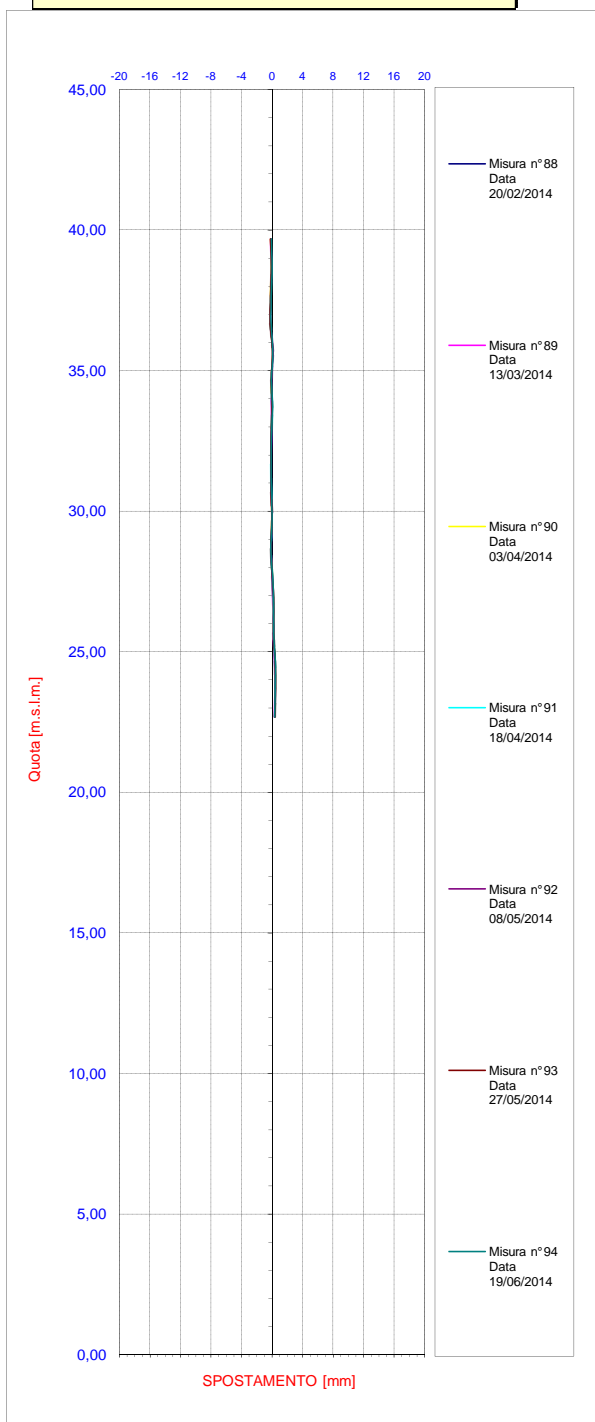
SPOSTAMENTI LOCALI (mm)				
PROFONDITA (m.s.l.m.)	EST	NORD	RISULTANTE	AZIMUT
39,7	-0,082	-0,102	0,131	218,875
38,7	0,026	-0,320	0,321	175,352
37,7	-0,097	-0,004	0,097	267,357
36,7	-0,122	-0,113	0,166	227,169
35,7	0,109	-0,150	0,186	143,921
34,7	-0,053	0,038	0,065	305,619
33,7	0,081	-0,070	0,107	131,159
32,7	-0,063	0,098	0,116	327,076
31,7	-0,109	-0,108	0,153	225,021
30,7	-0,070	-0,001	0,070	269,585
29,7	0,023	0,073	0,076	17,555
28,7	-0,142	-0,273	0,308	207,485
27,7	0,079	0,108	0,133	36,300
26,7	0,230	-0,092	0,248	111,710
25,7	0,213	-0,016	0,213	94,230
24,7	0,435	-0,077	0,442	99,994
23,7	0,453	0,026	0,454	86,695
22,7	0,342	-0,154	0,375	114,279

SPOSTAMENTI INTEGRALI (mm)				
PROFONDITA (m.s.l.m.)	EST	NORD	RISULTANTE	AZIMUT
39,7	1,252	-1,138	1,692	132,259
38,7	1,334	-1,036	1,689	127,826
37,7	1,308	-0,716	1,491	118,691
36,7	1,405	-0,711	1,575	116,851
35,7	1,527	-0,599	1,640	111,404
34,7	1,418	-0,449	1,487	107,559
33,7	1,471	-0,487	1,549	108,309
32,7	1,390	-0,416	1,451	106,668
31,7	1,454	-0,514	1,542	109,472
30,7	1,562	-0,406	1,614	104,551
29,7	1,633	-0,405	1,682	103,932
28,7	1,610	-0,478	1,679	106,525
27,7	1,752	-0,205	1,764	96,659
26,7	1,673	-0,312	1,702	100,567
25,7	1,442	-0,220	1,459	98,684
24,7	1,230	-0,205	1,246	99,446
23,7	0,795	-0,128	0,805	99,146
22,7	0,342	-0,154	0,375	114,279

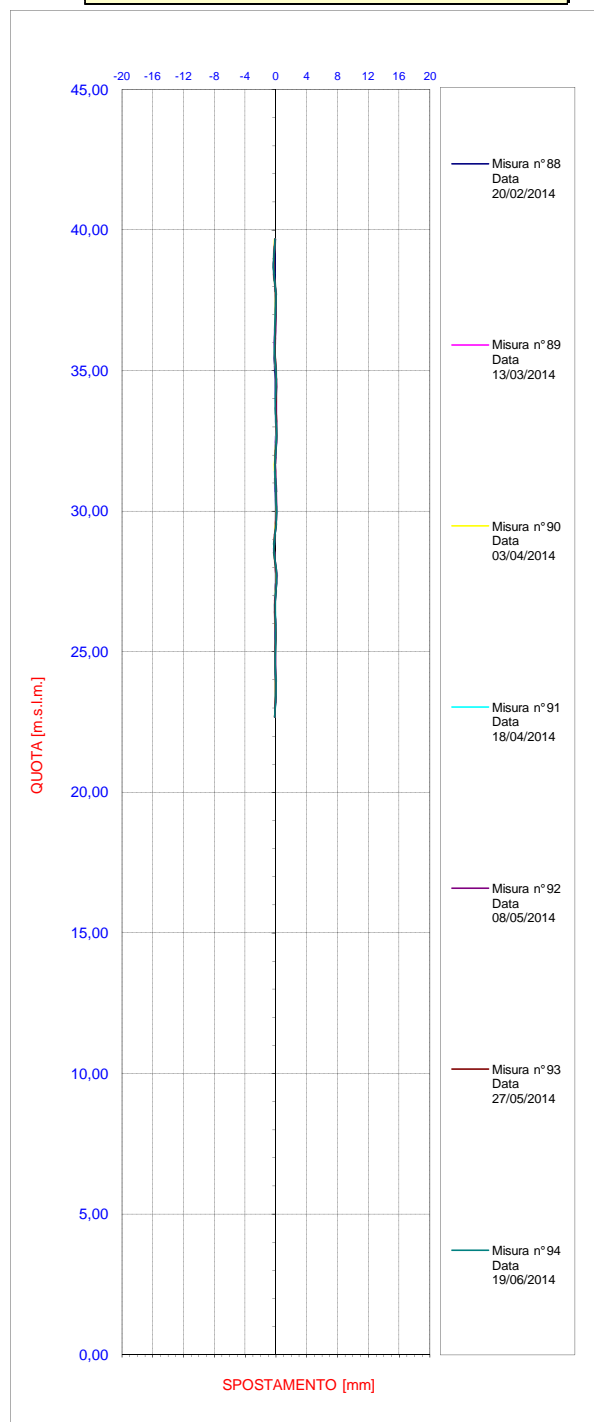
Ubicazione **STAZIONE CHIAIA**
Tipo Strumento **Tubo inclinometrico**
Nome tubo **CH_IN_P50**
Azimut di riferimento **80**
Quota guida rif. (m.s.l.m.) **40,18**
Data lettura di zero **21/01/2011**
Data posa in opera **21/12/2010**

Ultima Misura **94** in data **19/06/2014 12.19**

Spostamenti Differenziali Locali
OVEST- (valori negativi) / EST + (valori positivi)



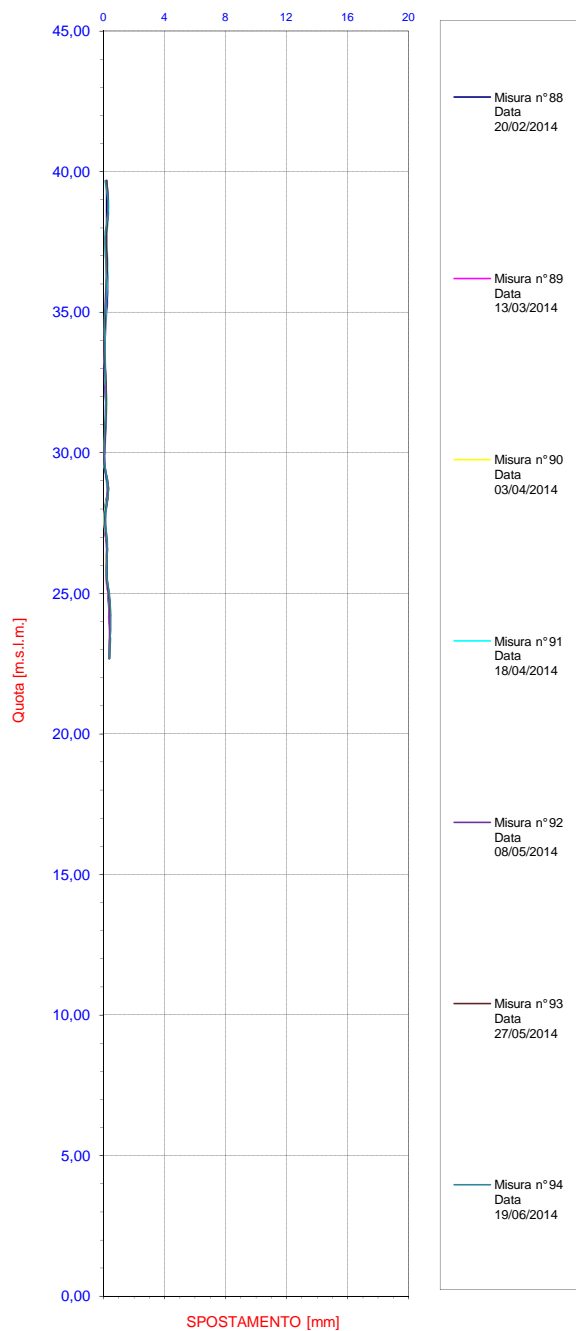
Spostamenti Differenziali Locali
SUD - (valori negativi) / NORD + (valori positivi)



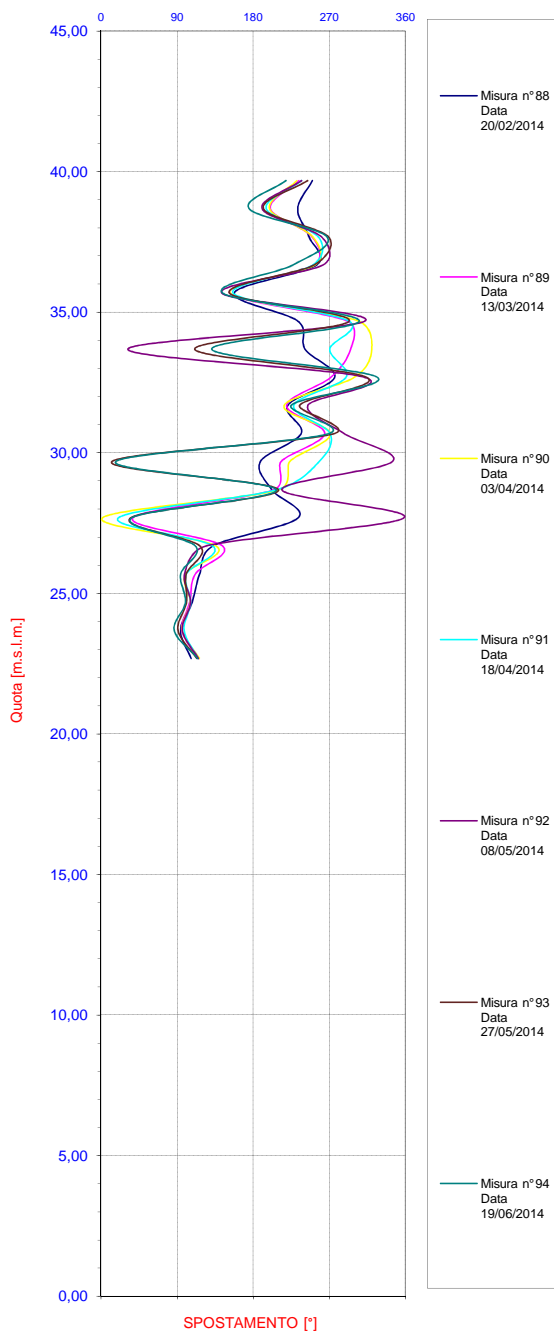
Ubicazione **STAZIONE CHIAIA**
Tipo Strumento **Tubo inclinometrico**
Nome tubo **CH_IN_P50**
Azimut di riferimento **80**
Quota guida rif. (m.s.l.m.) **40,18**
Data lettura di zero **21/01/2011**
Data posa in opera **21/12/2010**

Ultima Misura **94** in data **19/06/2014 12.19**

**Spostamenti Differenziali Locali
Risultante**



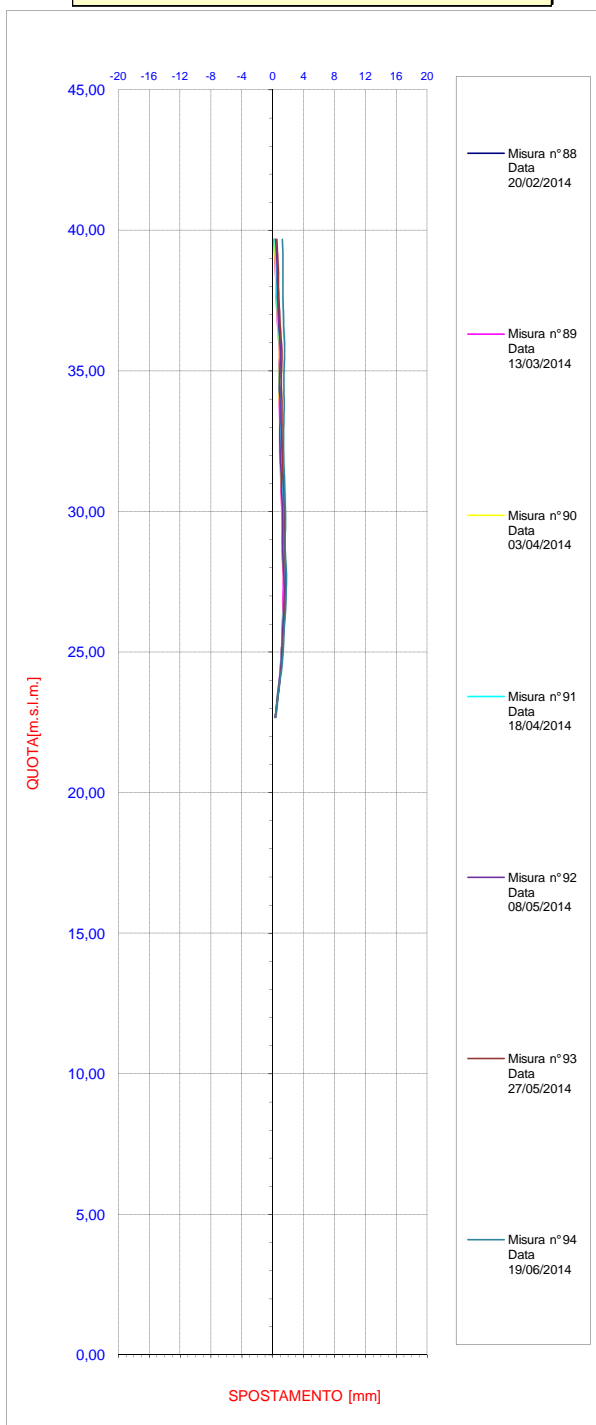
**Spostamenti Differenziali Locali
Azimut**



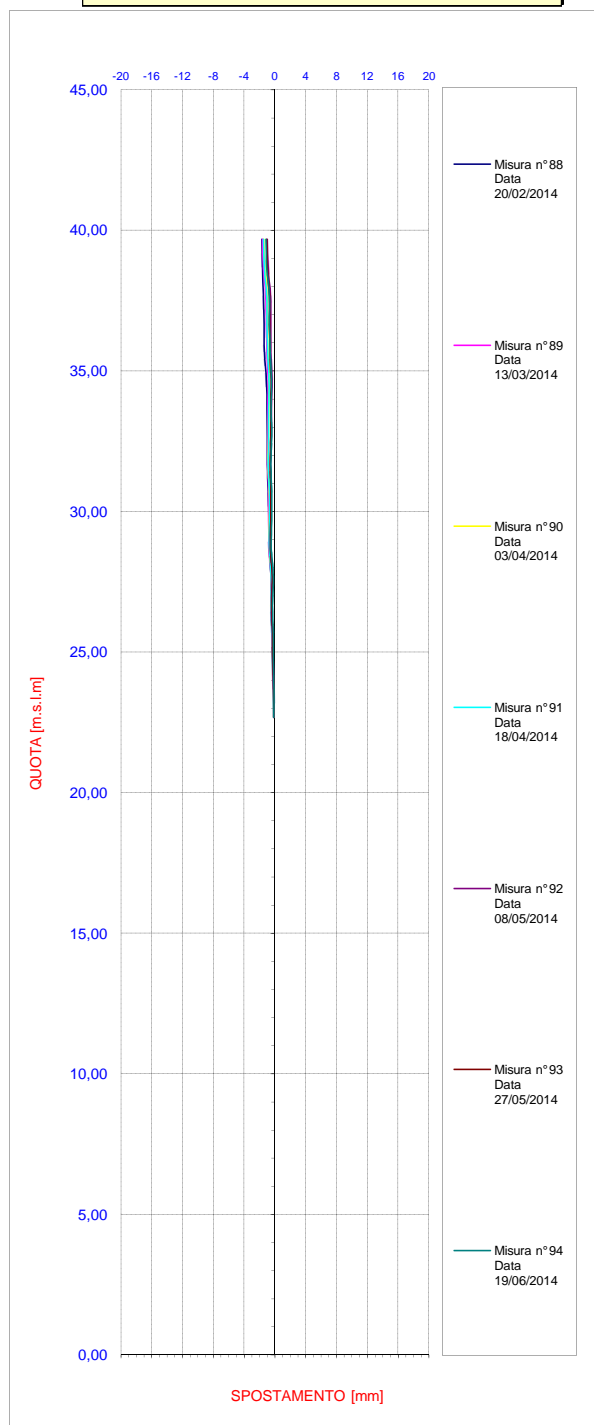
Ubicazione **STAZIONE CHIAIA**
Tipo Strumento **Tubo inclinometrico**
Nome tubo **CH_IN_P50**
Azimut di riferimento **80**
Quota guida rif. (m.s.l.m.) **40,18**
Data lettura di zero **21/01/2011**
Data posa in opera **21/12/2010**

Ultima Misura **94** in data **19/06/2014 12.19**

Spostamenti Differenziali Integrali
OVEST- (valori negativi) / EST + (valori positivi)



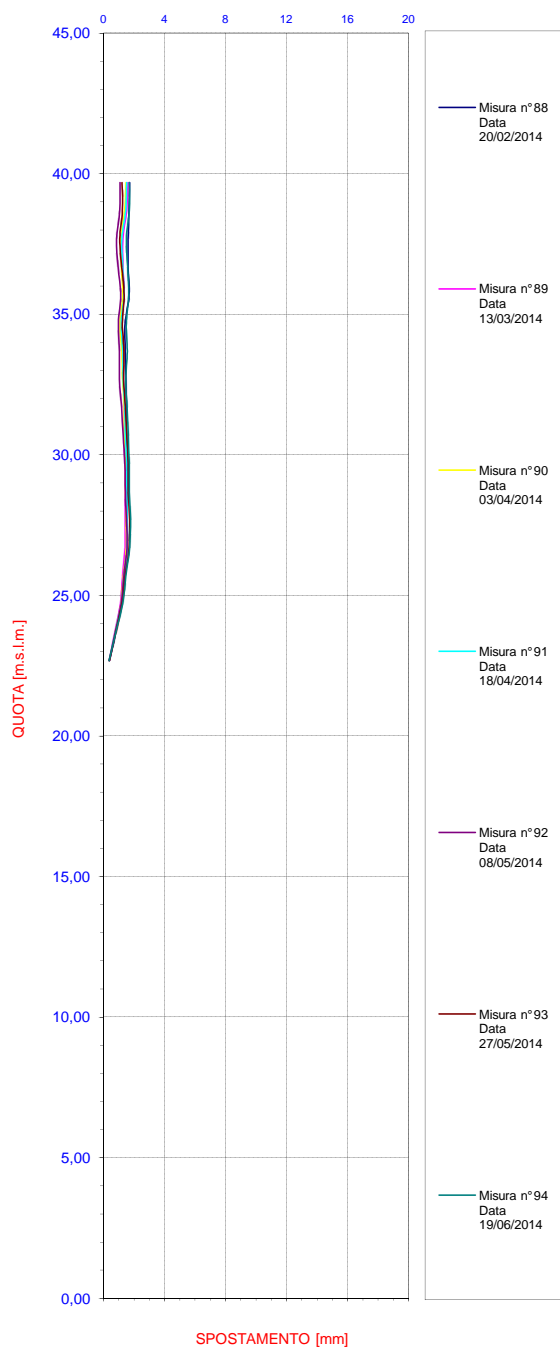
Spostamenti Differenziali Integrali
SUD - (valori negativi) / NORD + (valori positivi)



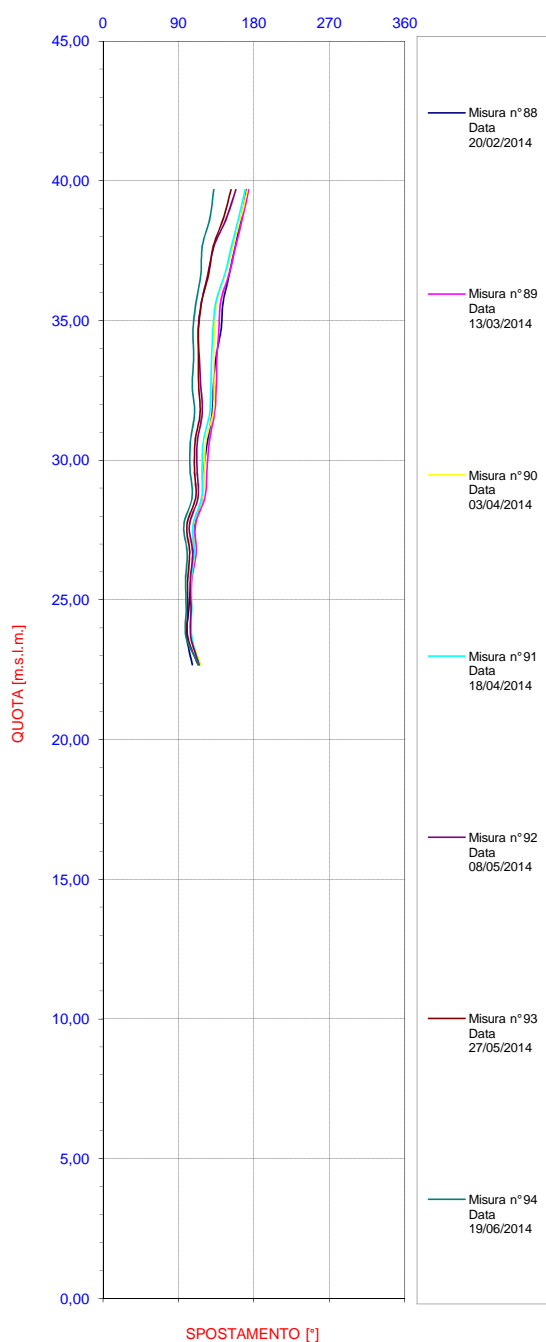
Ubicazione **STAZIONE CHIAIA**
Tipo Strumento **Tubo inclinometrico**
Nome tubo **CH_IN_P50**
Azimut di riferimento **80**
Quota guida rif. (m.s.l.m.) **40,18**
Data lettura di zero **21/01/2011**
Data posa in opera **21/12/2010**

Ultima Misura **94** in data **19/06/2014 12.19**

**Spostamenti Differenziali Integrali
Risultante**



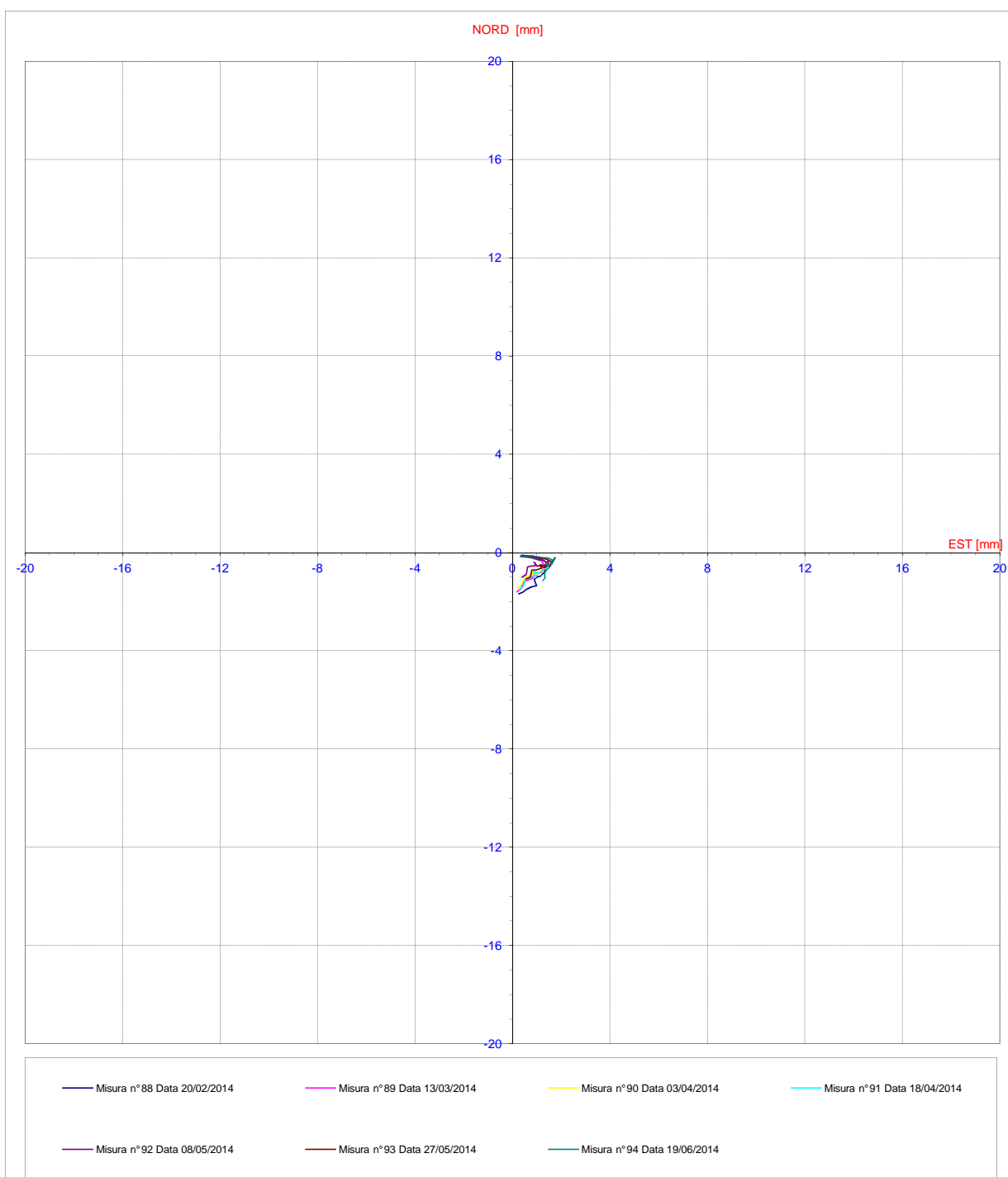
**Spostamenti Differenziali Integrali
Azimut**



Ubicazione STAZIONE CHIAIA
Tipo Strumento Tubo inclinometrico
Nome tubo CH_IN_P50
Azimut di riferimento 80
Quota guida rif. (m.s.l.m.) 40,18
Data lettura di zero 21/01/2011
Data posa in opera 21/12/2010

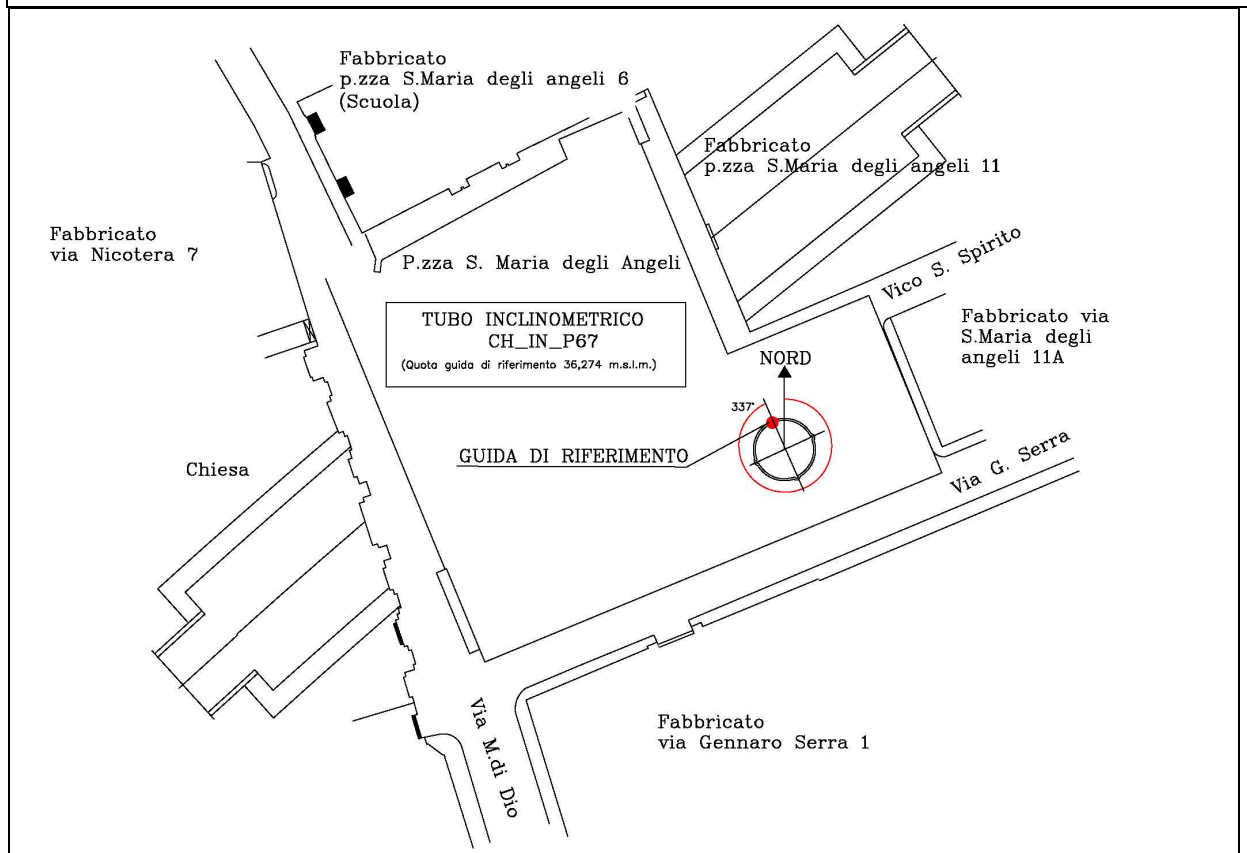
Ultima Misura 94 in data 19/06/2014 12.19

Spostamenti Differenziali Integrali
Diagramma polare



Inclinometro

CH_IN_P67



Affidabilità strumentale
A.T.I. LM6 – TreEsse

buono
da rivedere
da scartare

X

Congruenza progettuale
C.T. ATI LM6 – C.T. Monitoraggio

congruente
non congruente, da valutare
non congruente con implicazioni sulla
sicurezza

NOTE

Ubicazione **STAZIONE CHIAIA**
Tipo Strumento **Tubo inclinometrico**
Nome tubo **CH_IN_P67**
Azimut di riferimento **337**
Quota guida rif. (m.s.l.m.) **36,274**
Data lettura di zero **25/11/2009**
Data posa in opera **18/11/2009**

Misura **146** in data **19/06/2014 12.36**

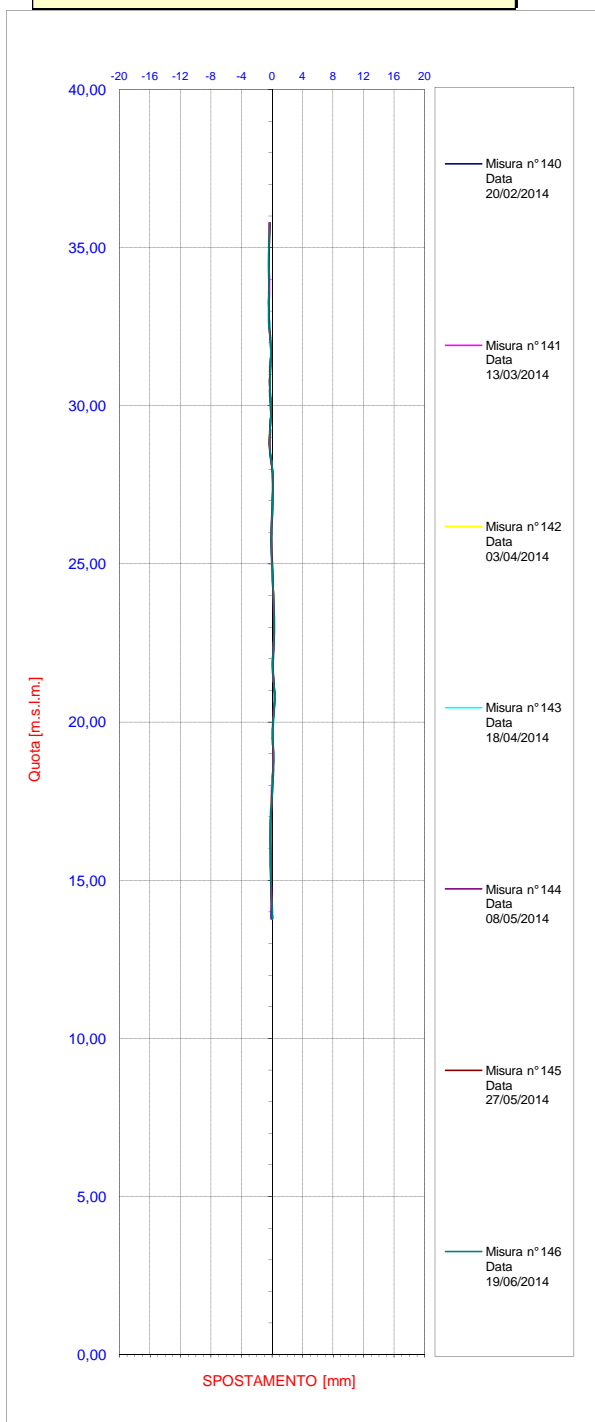
SPOSTAMENTI LOCALI (mm)				
PROFONDITA (m.s.l.m.)	EST	NORD	RISULTANTE	AZIMUT
35,8	-0,259	-0,013	0,259	267,113
34,8	-0,426	-0,054	0,430	262,741
33,8	-0,379	-0,031	0,381	265,340
32,8	-0,448	0,134	0,468	286,660
31,8	-0,161	0,189	0,249	319,644
30,8	-0,254	-0,056	0,260	257,660
29,8	-0,122	0,365	0,385	341,525
28,8	-0,327	0,032	0,328	275,586
27,8	0,135	0,204	0,245	33,471
26,8	0,037	0,137	0,142	15,148
25,8	-0,105	0,641	0,649	350,735
24,8	0,039	0,424	0,426	5,213
23,8	0,205	0,299	0,362	34,413
22,8	0,263	0,298	0,397	41,364
21,8	0,100	-0,412	0,424	166,295
20,8	0,347	0,164	0,383	64,676
19,8	0,103	0,427	0,439	13,536
18,8	0,219	0,256	0,337	40,543
17,8	0,037	0,050	0,062	36,604
16,8	-0,214	0,110	0,240	297,211
15,8	-0,198	0,073	0,211	290,134
14,8	-0,104	0,041	0,112	291,570
13,8	0,043	0,129	0,136	18,613

SPOSTAMENTI INTEGRALI (mm)				
PROFONDITA (m.s.l.m.)	EST	NORD	RISULTANTE	AZIMUT
35,8	-1,470	3,407	3,710	336,664
34,8	-1,211	3,420	3,628	340,499
33,8	-0,785	3,474	3,562	347,272
32,8	-0,405	3,505	3,529	353,403
31,8	0,043	3,371	3,371	0,732
30,8	0,204	3,182	3,188	3,670
29,8	0,458	3,237	3,269	8,053
28,8	0,580	2,872	2,930	11,415
27,8	0,907	2,840	2,981	17,702
26,8	0,771	2,636	2,746	16,313
25,8	0,734	2,499	2,605	16,377
24,8	0,839	1,858	2,039	24,300
23,8	0,800	1,434	1,642	29,167
22,8	0,596	1,135	1,282	27,688
21,8	0,333	0,837	0,901	21,698
20,8	0,233	1,249	1,270	10,551
19,8	-0,114	1,085	1,091	354,000
18,8	-0,217	0,658	0,693	341,771
17,8	-0,436	0,402	0,593	312,708
16,8	-0,473	0,352	0,589	306,707
15,8	-0,259	0,242	0,355	313,130
14,8	-0,061	0,170	0,180	340,266
13,8	0,043	0,129	0,136	18,613

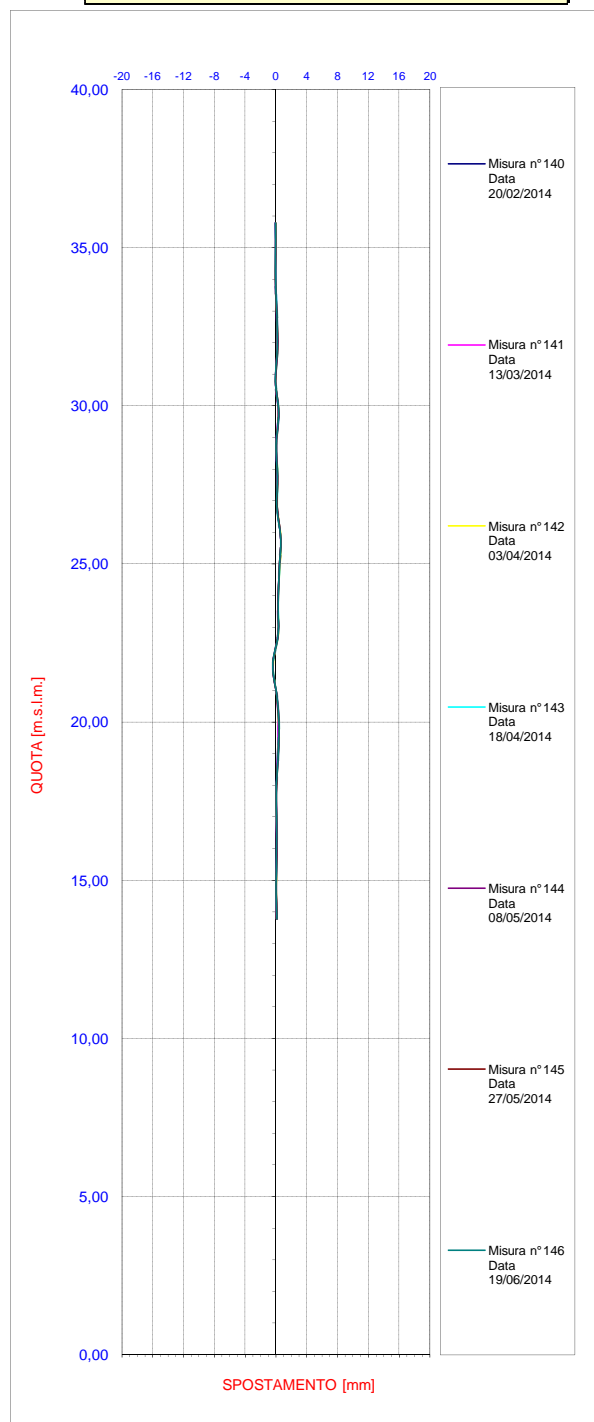
Ubicazione **STAZIONE CHIAIA**
Tipo Strumento **Tubo inclinometrico**
Nome tubo **CH_IN_P67**
Azimut di riferimento **337**
Quota guida rif. (m.s.l.m.) **36,274**
Data lettura di zero **25/11/2009**
Data posa in opera **18/11/2009**

Ultima Misura **146** in data **19/06/2014 12.36**

Spostamenti Differenziali Locali
OVEST- (valori negativi) / EST + (valori positivi)



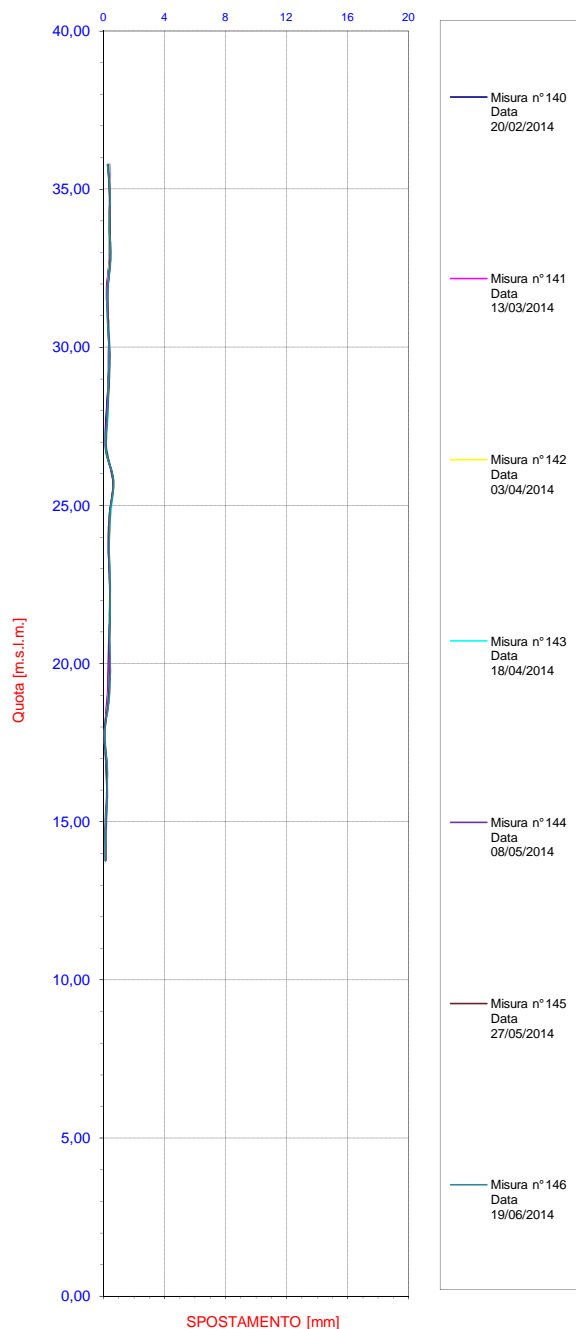
Spostamenti Differenziali Locali
SUD - (valori negativi) / NORD + (valori positivi)



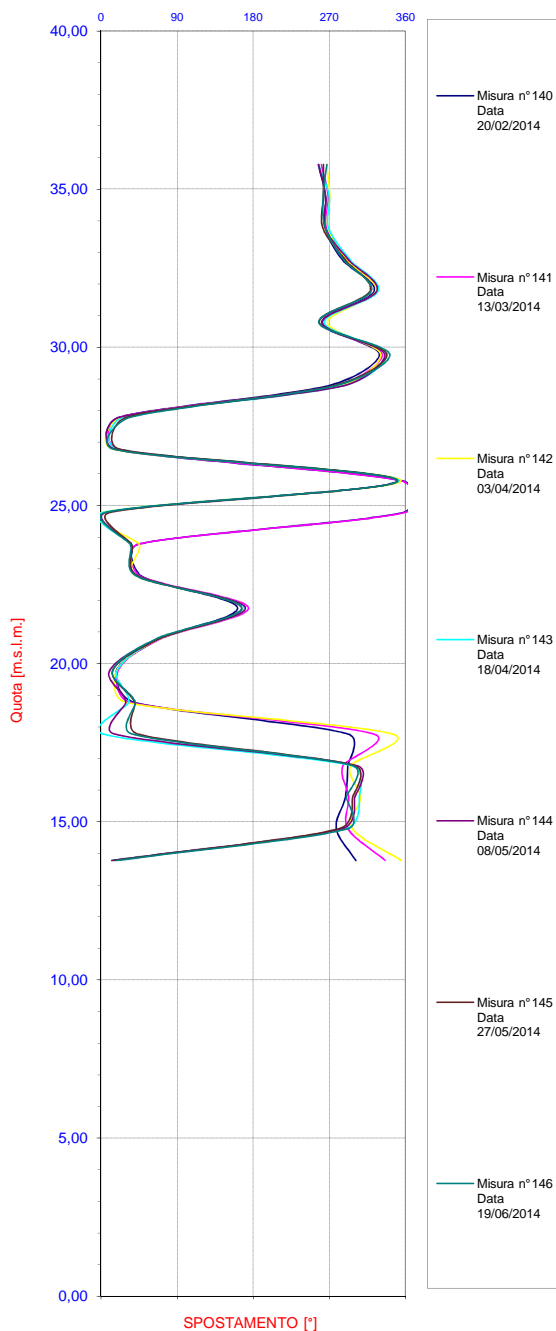
Ubicazione **STAZIONE CHIAIA**
Tipo Strumento **Tubo inclinometrico**
Nome tubo **CH_IN_P67**
Azimut di riferimento **337**
Quota guida rif. (m.s.l.m.) **36,274**
Data lettura di zero **25/11/2009**
Data posa in opera **18/11/2009**

Ultima Misura **146** in data **19/06/2014 12.36**

**Spostamenti Differenziali Locali
Risultante**



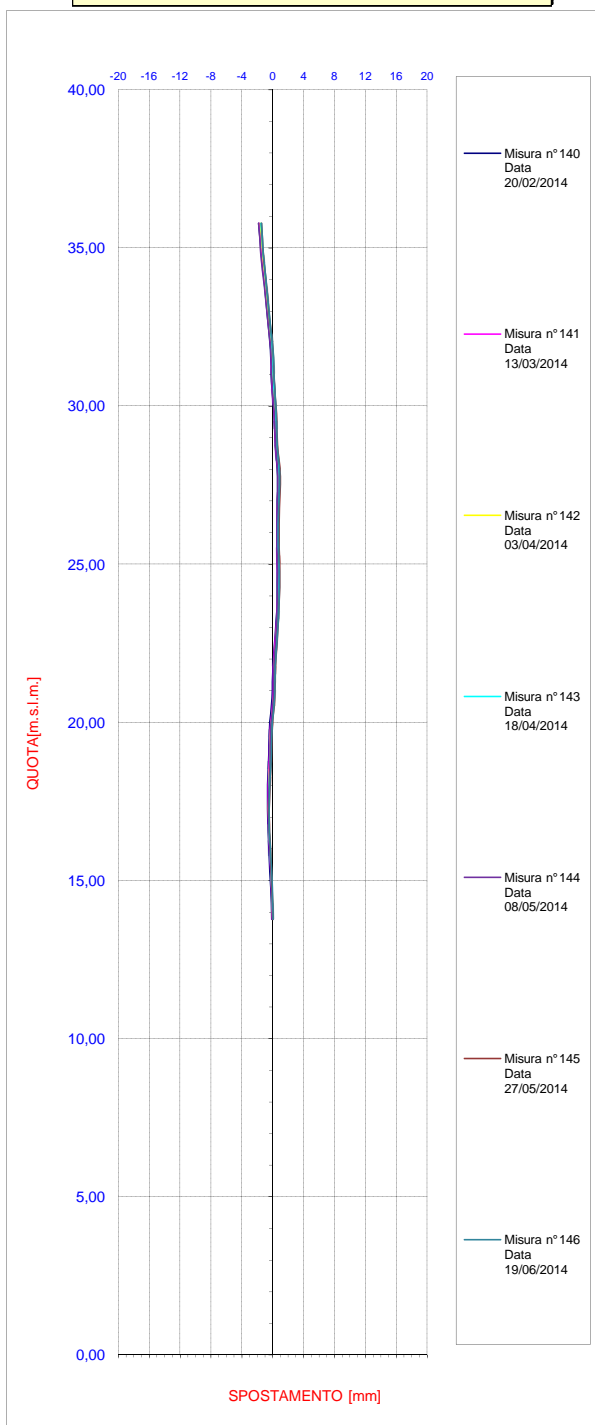
**Spostamenti Differenziali Locali
Azimut**



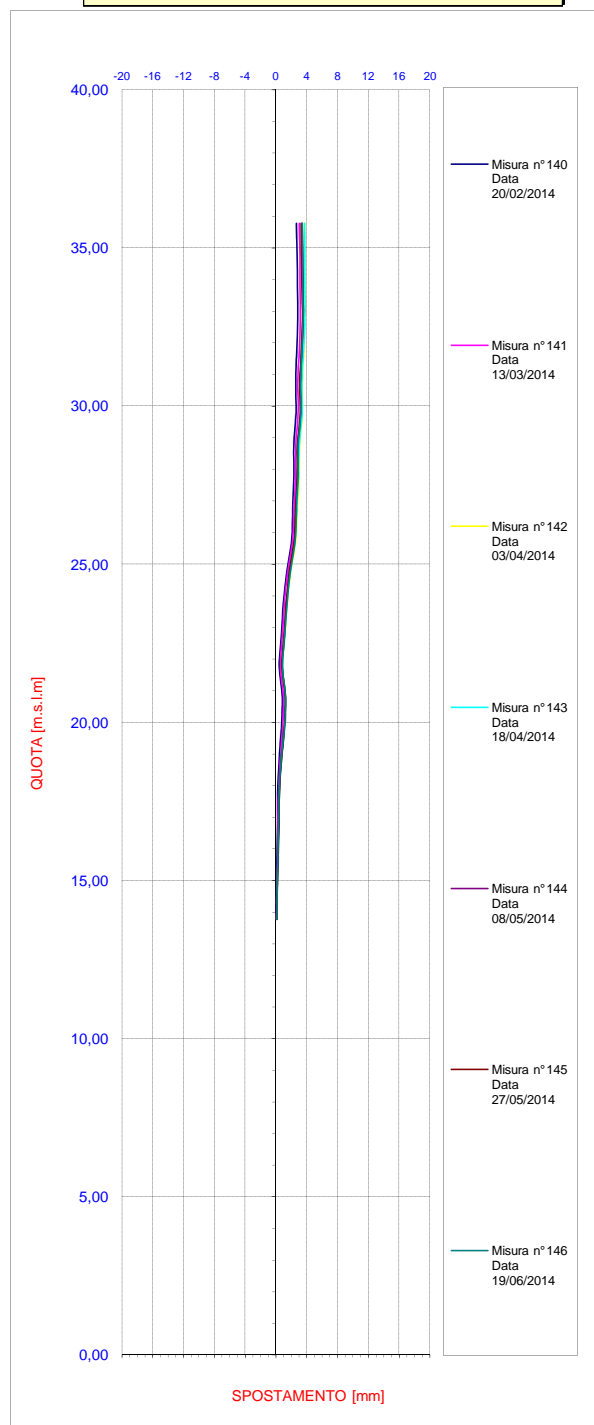
Ubicazione **STAZIONE CHIAIA**
Tipo Strumento **Tubo inclinometrico**
Nome tubo **CH_IN_P67**
Azimut di riferimento **337**
Quota guida rif. (m.s.l.m.) **36,274**
Data lettura di zero **25/11/2009**
Data posa in opera **18/11/2009**

Ultima Misura **146** in data **19/06/2014 12.36**

Spostamenti Differenziali Integrali
OVEST- (valori negativi) / EST + (valori positivi)



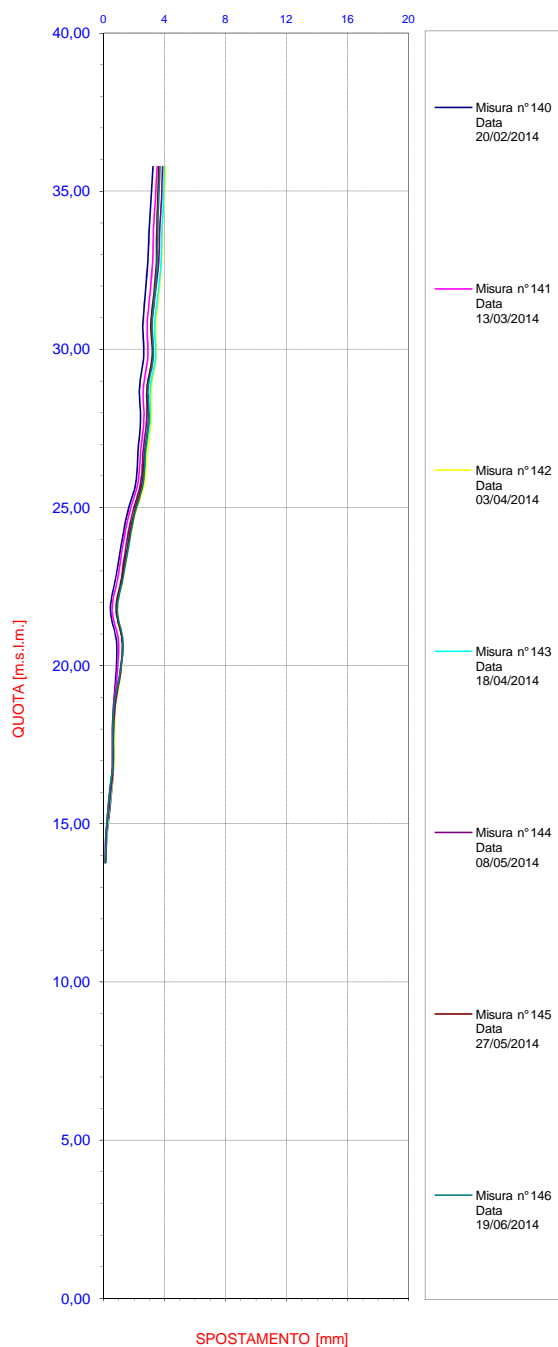
Spostamenti Differenziali Integrali
SUD - (valori negativi) / NORD + (valori positivi)



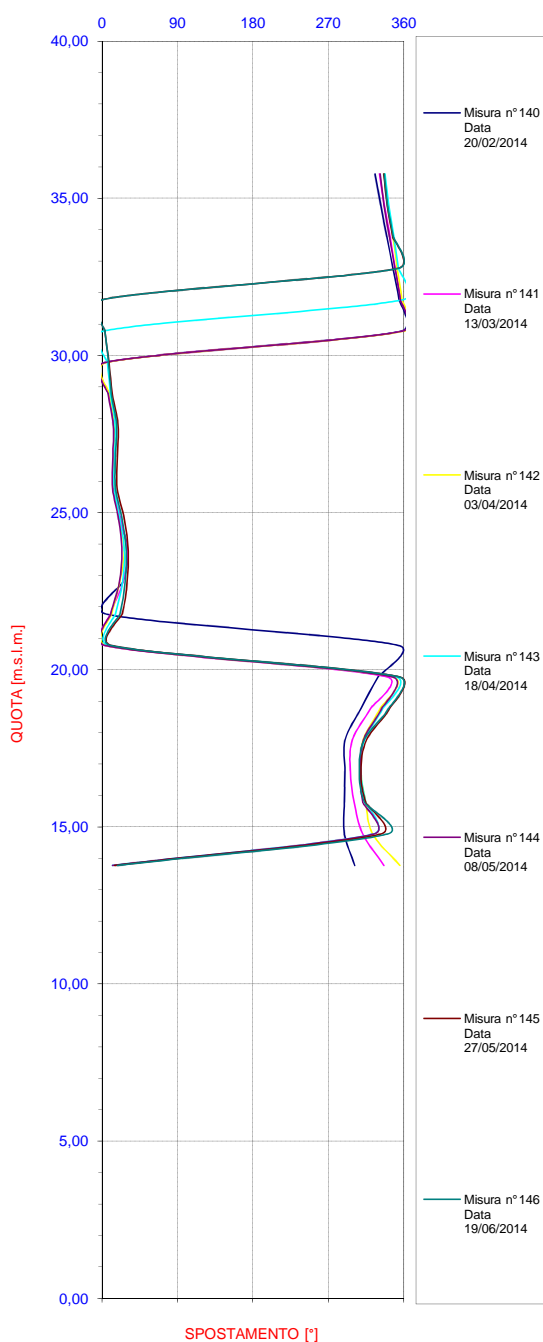
Ubicazione **STAZIONE CHIAIA**
Tipo Strumento **Tubo inclinometrico**
Nome tubo **CH_IN_P67**
Azimut di riferimento **337**
Quota guida rif. (m.s.l.m.) **36,274**
Data lettura di zero **25/11/2009**
Data posa in opera **18/11/2009**

Ultima Misura **146** in data **19/06/2014 12.36**

**Spostamenti Differenziali Integrali
Risultante**



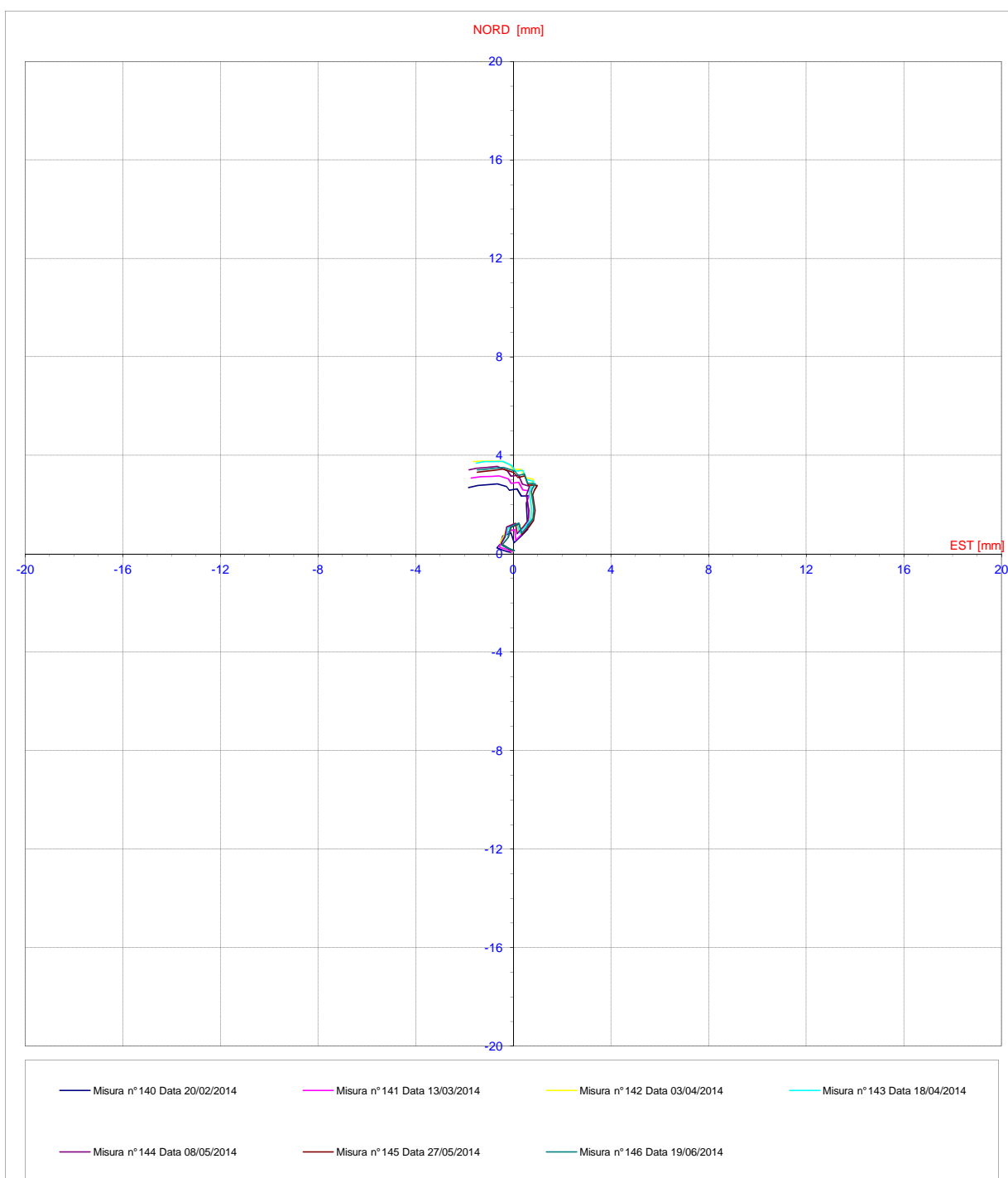
**Spostamenti Differenziali Integrali
Azimut**

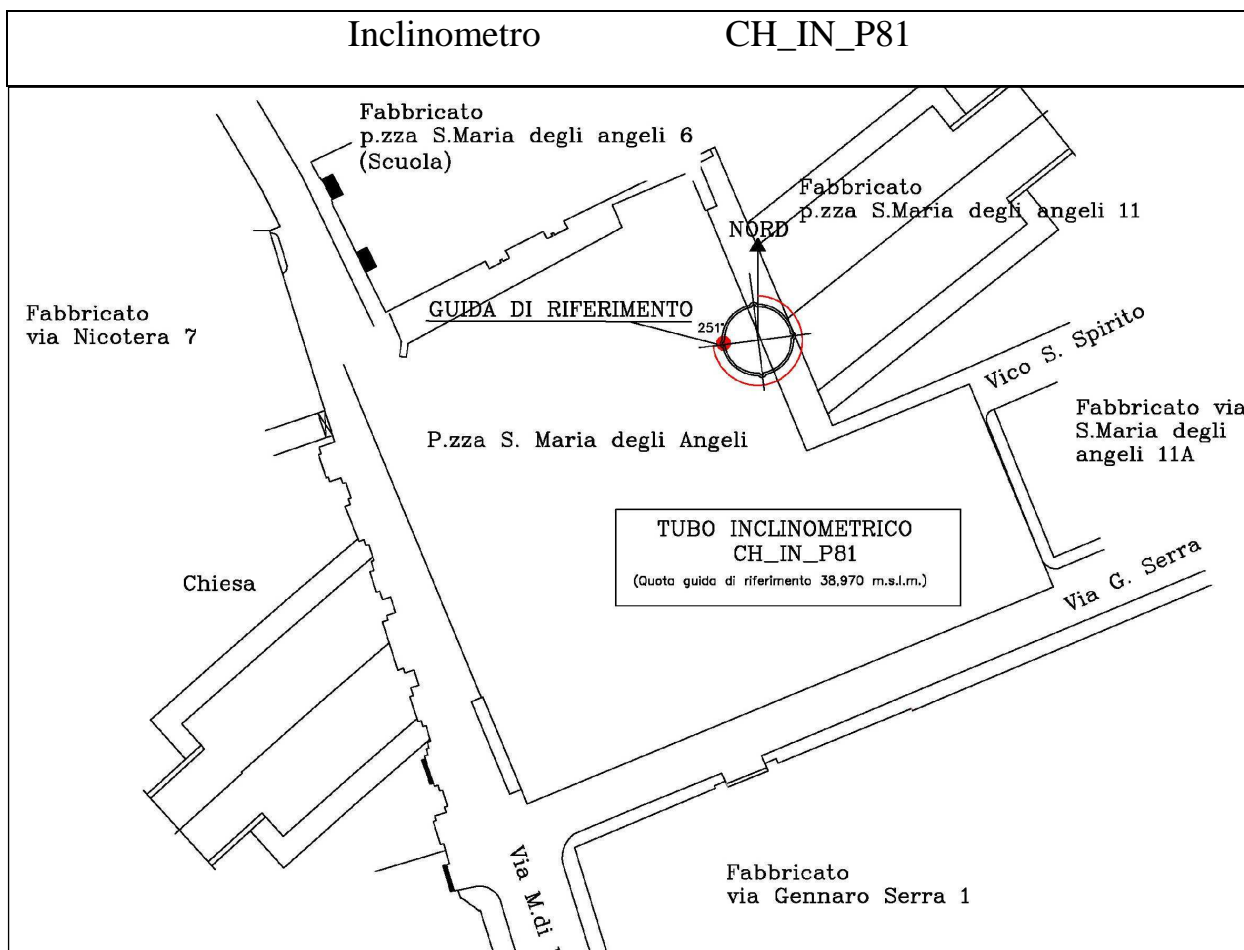


Ubicazione STAZIONE CHIAIA
Tipo Strumento Tubo inclinometrico
Nome tubo CH_IN_P67
Azimut di riferimento 337
Quota guida rif. (m.s.l.m.) 36,274
Data lettura di zero 25/11/2009
Data posa in opera 18/11/2009

Ultima Misura 146 in data 19/06/2014 12.36

Spostamenti Differenziali Integrali
Diagramma polare





Affidabilità strumentale A.T.I. LM6 – TreEsse	Congruenza progettuale C.T. ATI LM6 – C.T. Monitoraggio
buono	congruente
da rivedere	non congruente, da valutare
da scartare	non congruente con implicazioni sulla sicurezza

NOTE

Ubicazione **STAZIONE CHIAIA**
Tipo Strumento **Tubo inclinometrico**
Nome tubo **CH_IN_P81**
Azimut di riferimento **251**
Quota guida rif. (m.s.l.m.) **38,97**
Data lettura di zero **21/01/2011**
Data posa in opera **21/12/2010**

Misura **93** in data **19/06/2014 12.44**

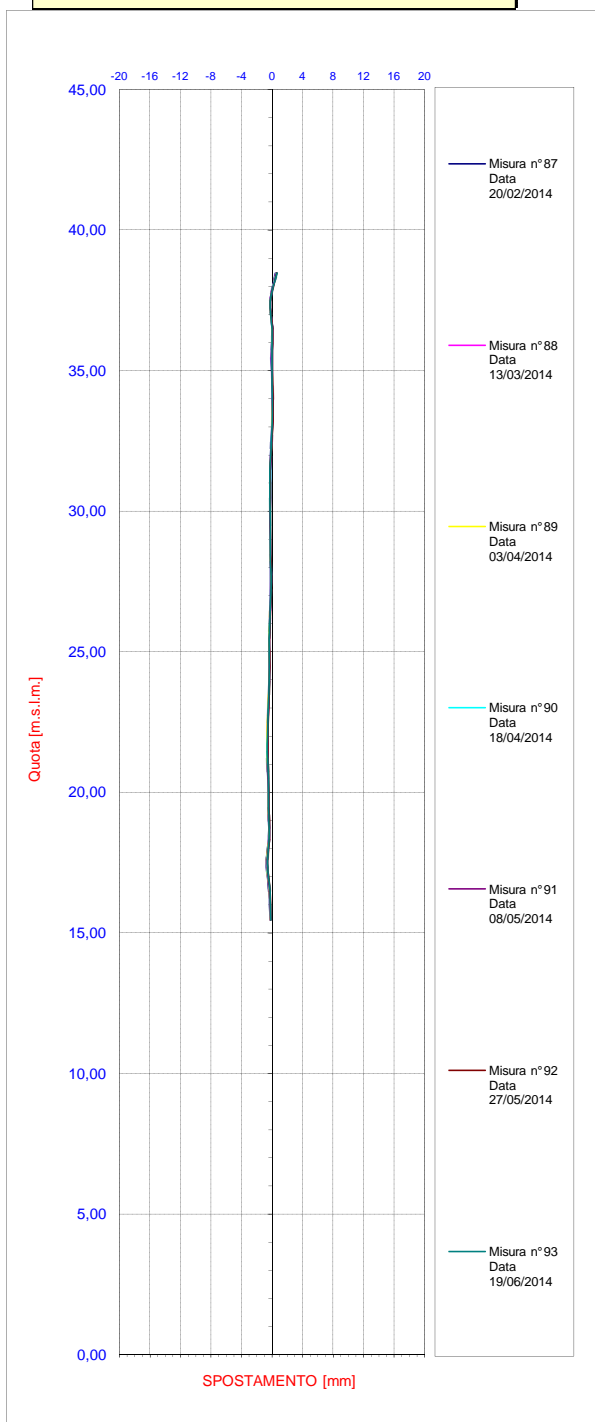
SPOSTAMENTI LOCALI (mm)				
PROFONDITA (m.s.l.m.)	EST	NORD	RISULTANTE	AZIMUT
38,5	0,678	-0,309	0,745	114,485
37,5	-0,221	-0,278	0,355	218,478
36,5	0,003	0,047	0,047	3,335
35,5	-0,010	0,241	0,241	357,612
34,5	0,028	0,184	0,186	8,569
33,5	0,064	0,119	0,135	28,417
32,5	-0,066	0,070	0,096	316,620
31,5	-0,267	0,333	0,427	321,254
30,5	-0,265	0,073	0,275	285,342
29,5	-0,212	0,124	0,246	300,198
28,5	-0,206	0,002	0,206	270,486
27,5	-0,125	0,043	0,132	288,923
26,5	-0,222	0,054	0,229	283,749
25,5	-0,360	-0,144	0,388	248,250
24,5	-0,357	-0,101	0,371	254,155
23,5	-0,425	0,001	0,425	270,132
22,5	-0,524	-0,217	0,567	247,481
21,5	-0,602	-0,055	0,605	264,795
20,5	-0,442	-0,178	0,476	248,076
19,5	-0,433	-0,125	0,450	253,849
18,5	-0,373	-0,315	0,488	229,828
17,5	-0,562	-0,178	0,589	252,391
16,5	-0,260	-0,120	0,286	245,268
15,5	-0,159	-0,005	0,159	268,239

SPOSTAMENTI INTEGRALI (mm)				
PROFONDITA (m.s.l.m.)	EST	NORD	RISULTANTE	AZIMUT
38,5	-5,319	-0,736	5,370	262,127
37,5	-5,997	-0,427	6,012	265,928
36,5	-5,776	-0,149	5,778	268,523
35,5	-5,779	-0,196	5,782	268,062
34,5	-5,769	-0,436	5,785	265,674
33,5	-5,796	-0,620	5,829	263,895
32,5	-5,861	-0,739	5,907	262,813
31,5	-5,795	-0,809	5,851	262,057
30,5	-5,528	-1,142	5,644	258,332
29,5	-5,262	-1,214	5,401	257,006
28,5	-5,050	-1,338	5,224	255,161
27,5	-4,844	-1,340	5,026	254,540
26,5	-4,719	-1,383	4,917	253,671
25,5	-4,497	-1,437	4,721	252,278
24,5	-4,136	-1,293	4,334	252,638
23,5	-3,779	-1,192	3,963	252,496
22,5	-3,354	-1,193	3,560	250,424
21,5	-2,830	-0,976	2,994	250,981
20,5	-2,228	-0,921	2,411	247,547
19,5	-1,786	-0,743	1,934	247,417
18,5	-1,353	-0,618	1,488	245,474
17,5	-0,981	-0,303	1,027	252,834
16,5	-0,419	-0,125	0,437	253,432
15,5	-0,159	-0,005	0,159	268,239

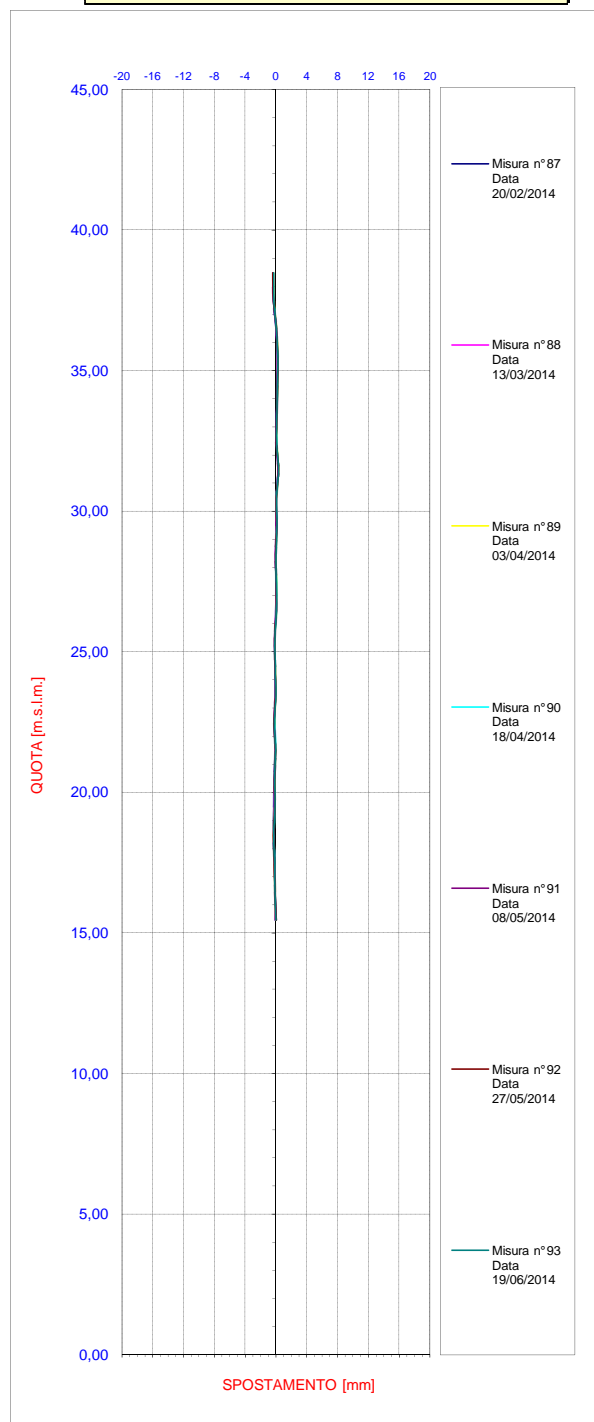
Ubicazione **STAZIONE CHIAIA**
Tipo Strumento **Tubo inclinometrico**
Nome tubo **CH_IN_P81**
Azimut di riferimento **251**
Quota guida rif. (m.s.l.m.) **38,97**
Data lettura di zero **21/01/2011**
Data posa in opera **21/12/2010**

Ultima Misura **93** in data **19/06/2014 12.44**

**Spostamenti Differenziali Locali
OVEST- (valori negativi) / EST + (valori positivi)**



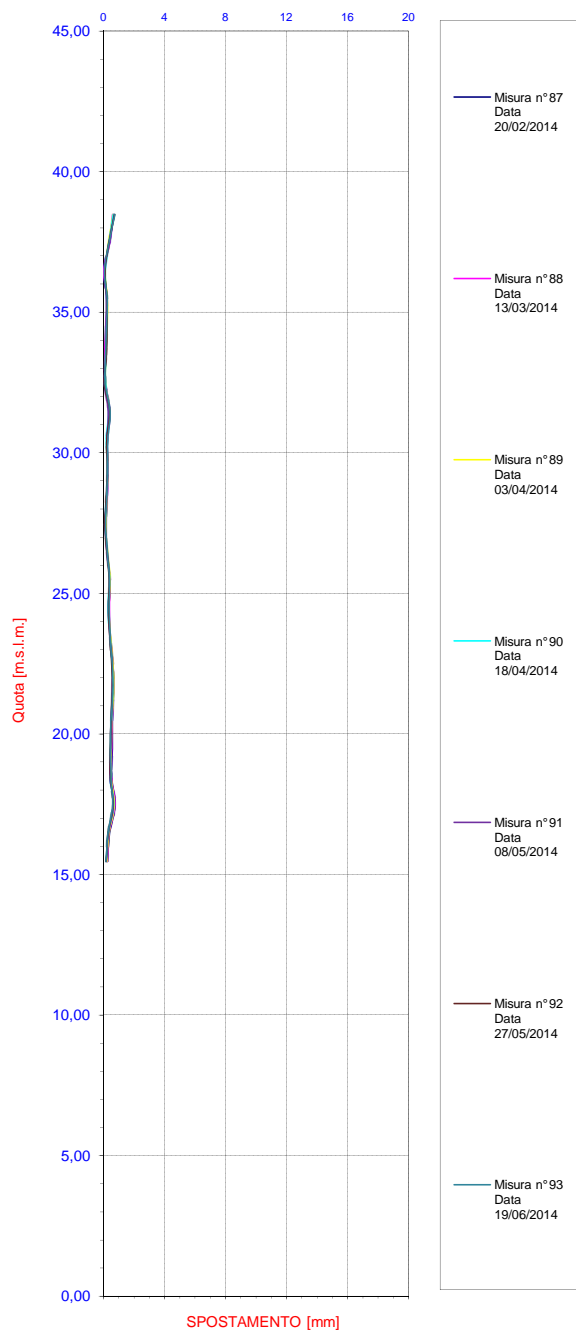
**Spostamenti Differenziali Locali
SUD - (valori negativi) / NORD + (valori positivi)**



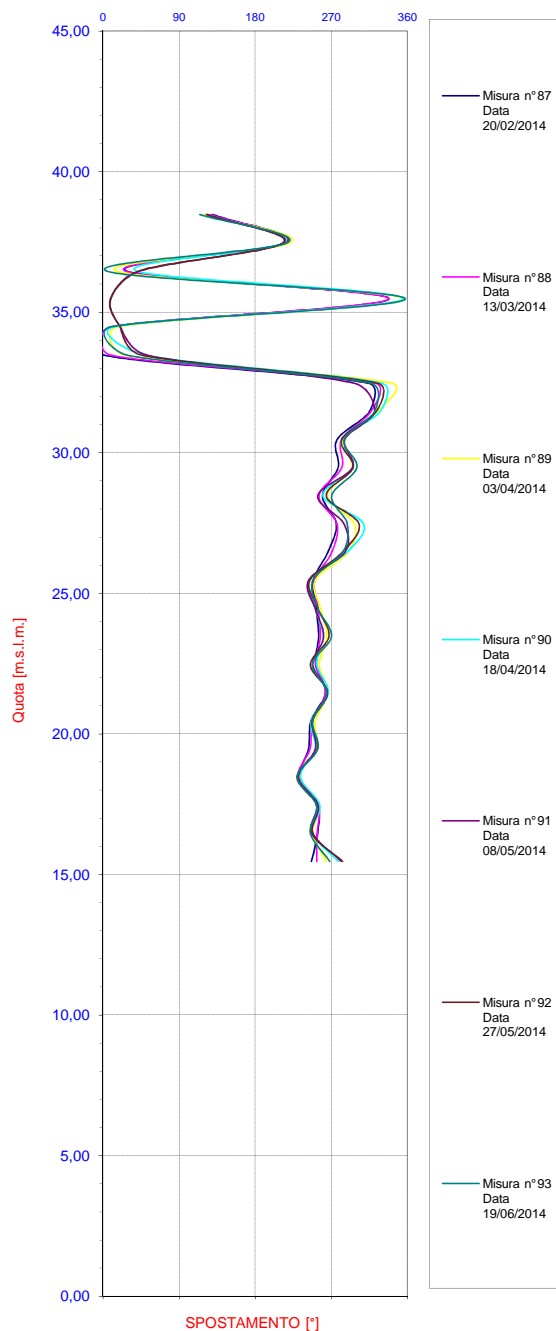
Ubicazione **STAZIONE CHIAIA**
Tipo Strumento **Tubo inclinometrico**
Nome tubo **CH_IN_P81**
Azimut di riferimento **251**
Quota guida rif. (m.s.l.m.) **38,97**
Data lettura di zero **21/01/2011**
Data posa in opera **21/12/2010**

Ultima Misura **93** in data **19/06/2014 12.44**

**Spostamenti Differenziali Locali
Risultante**



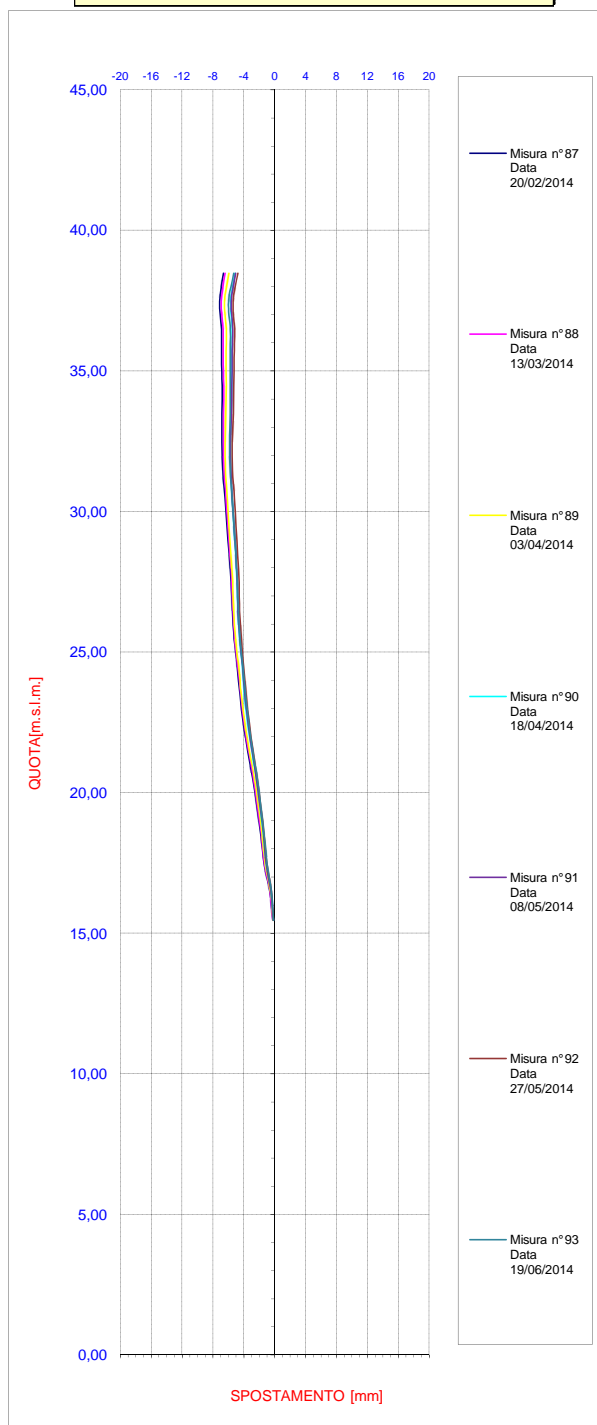
**Spostamenti Differenziali Locali
Azimut**



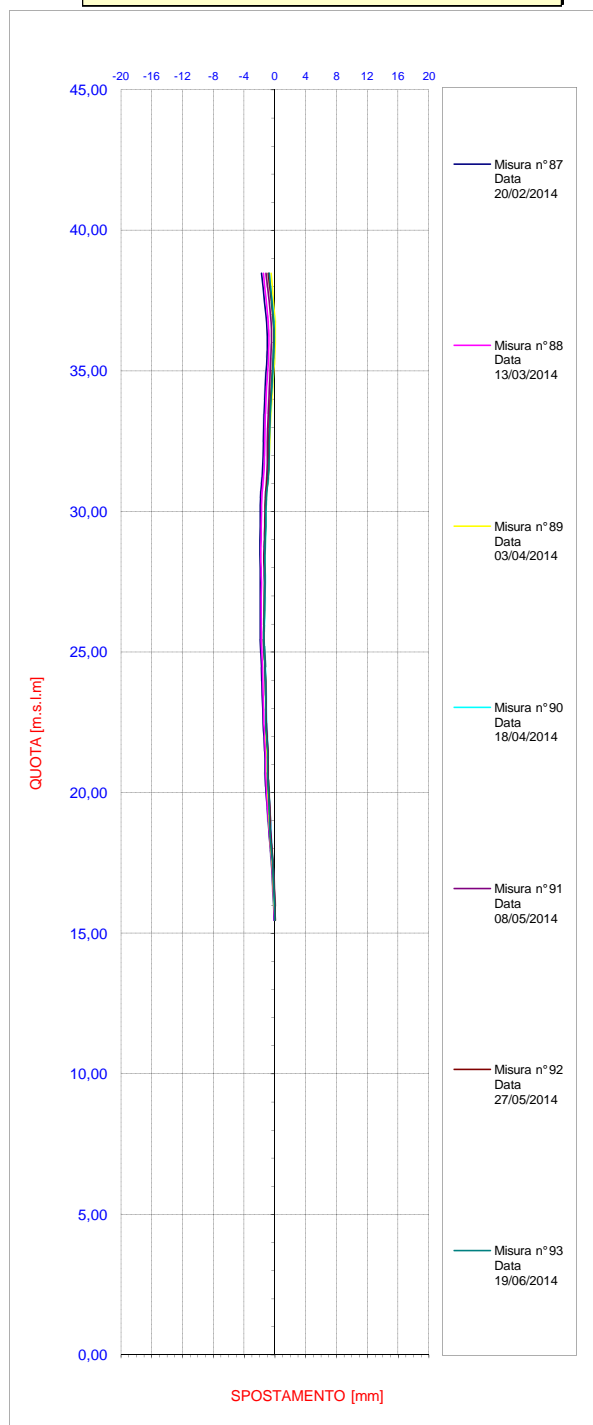
Ubicazione **STAZIONE CHIAIA**
Tipo Strumento **Tubo inclinometrico**
Nome tubo **CH_IN_P81**
Azimut di riferimento **251**
Quota guida rif. (m.s.l.m.) **38,97**
Data lettura di zero **21/01/2011**
Data posa in opera **21/12/2010**

Ultima Misura **93** in data **19/06/2014 12.44**

Spostamenti Differenziali Integrali
OVEST- (valori negativi) / EST + (valori positivi)



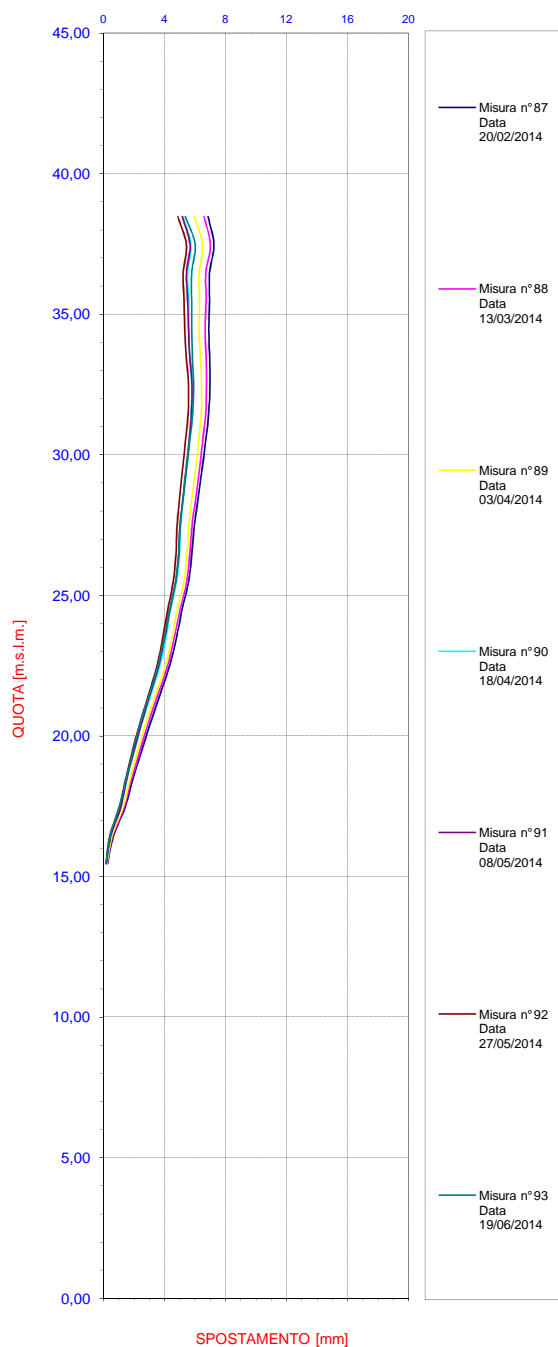
Spostamenti Differenziali Integrali
SUD - (valori negativi) / NORD + (valori positivi)



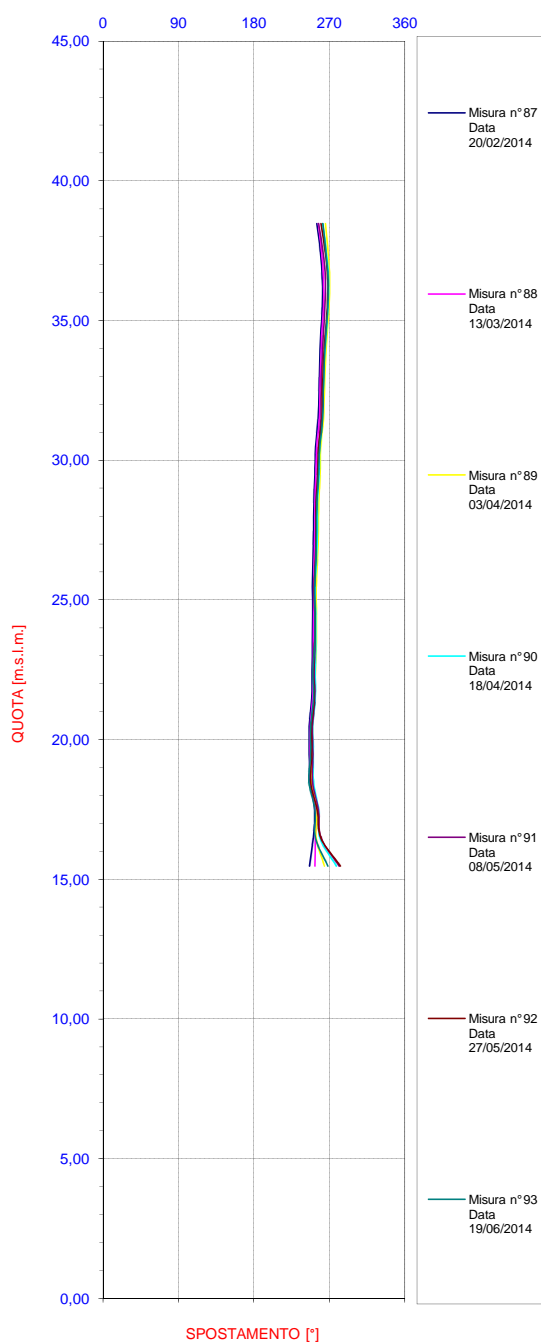
Ubicazione **STAZIONE CHIAIA**
Tipo Strumento **Tubo inclinometrico**
Nome tubo **CH_IN_P81**
Azimut di riferimento **251**
Quota guida rif. (m.s.l.m.) **38,97**
Data lettura di zero **21/01/2011**
Data posa in opera **21/12/2010**

Ultima Misura **93** in data **19/06/2014 12.44**

**Spostamenti Differenziali Integrali
Risultante**



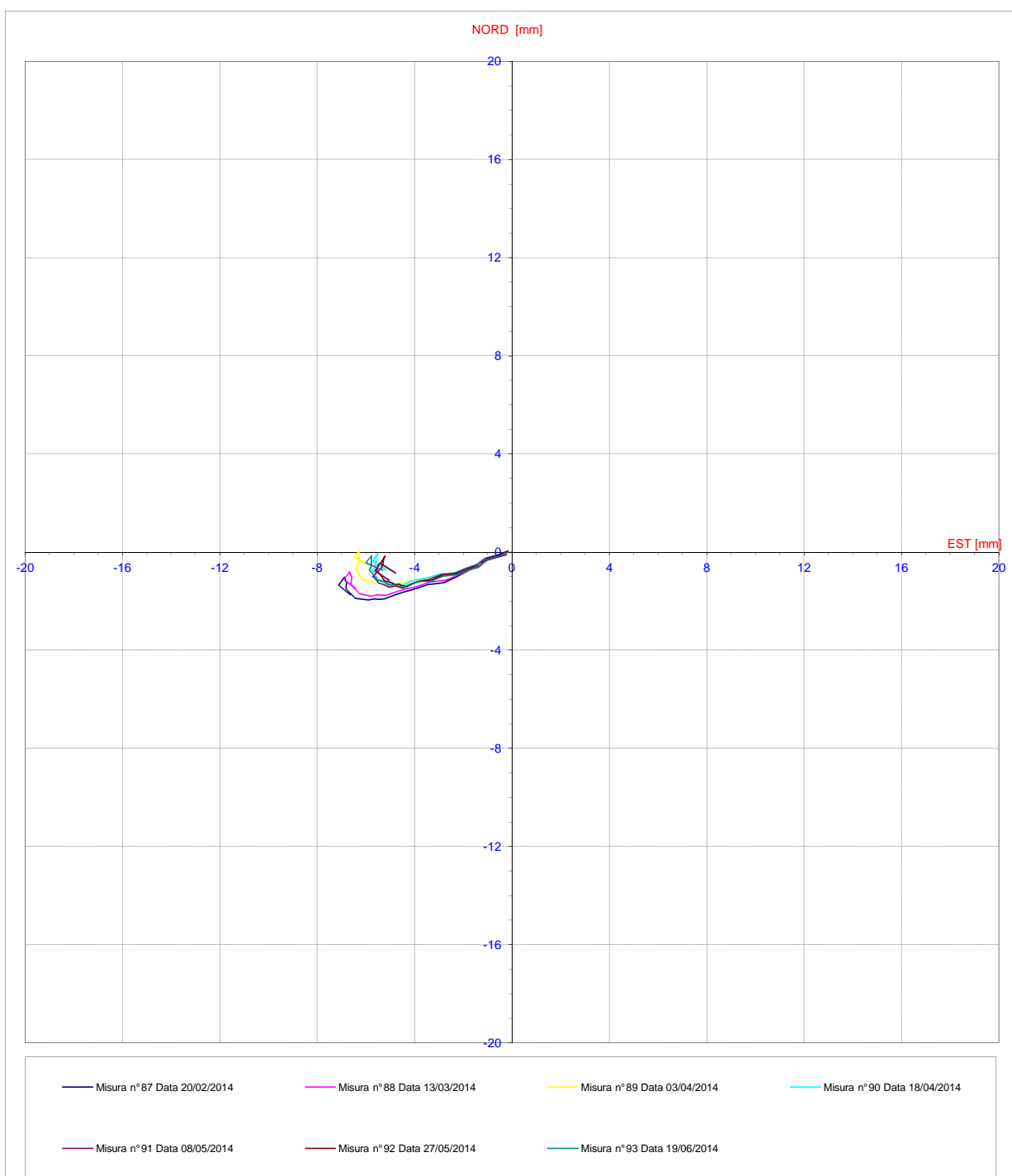
**Spostamenti Differenziali Integrali
Azimut**




Ubicazione STAZIONE CHIAIA
Tipo Strumento Tubo inclinometrico
Nome tubo CH_IN_P81
Azimut di riferimento 251
Quota guida rif. (m.s.l.m.) 38,97
Data lettura di zero 21/01/2011
Data posa in opera 21/12/2010

Ultima Misura 93 in data 19/06/2014 12.44

Spostamenti Differenziali Integrali
Diagramma polare



 Ansaldo STS A Finmeccanica Company	LINEA 6 METROPOLITANA DI NAPOLI - PROGETTO ESECUTIVO <i>OPERE CIVILI - MONITORAGGIO GEOTECNICO GEOREFERENZIATO</i> <i>REPORT DELLE MISURE - STAZIONE CHIAIA</i>	LM6 7FX 2C I 33 Data: 27/06/14 Metropolitana di Napoli A.T.I. LM6 TreEsse Engineering S.r.l.
---	--	---

8. MISURE GEOTECNICHE – BARRETTE ESTENSIMETRICHE A CORDA VIBRANTE

Gli estensimetri a corda vibrante sono costituiti da un filo d'acciaio, teso tra due supporti ancorati alla struttura da monitorare e messo in vibrazione da un elettromagnete.

Le deformazioni della struttura causano un movimento dei due supporti, facendo variare il tensionamento del filo. Questa variazione di tesatura provoca un mutamento della frequenza di vibrazione della corda, che risulta proporzionale alle deformazioni agenti.

Tutte le barrette estensimetriche installate sono del tipo a corda vibrante per metallo, rese solidali alla struttura mediante saldatura.


 Ansaldo STS A Finmeccanica Company	LINEA 6 METROPOLITANA DI NAPOLI - PROGETTO ESECUTIVO OPERE CIVILI - MONITORAGGIO GEOTECNICO GEOREFERENZIATO REPORT DELLE MISURE - STAZIONE CHIAIA	LM6 7FX 2C I 33 Data: 27/06/14 Metropolitana di Napoli A.T.I. LM6 TreEsse Engineering S.r.l.
--	--	---

Tabelle Riepilogative Per Le Barrette Estensimetriche Installate In Cantiere

Tabella Pannello N°13

NOME	TIPOLOGIA STRUMENTAZIONE	DATA INSTALL.	DISPONIBILITA' LETTURA			NOTE
			DATA LETT. DI ZERO	PERIODO INTERRUZIONE	DATA FINE ATTIVITA'	
CH_P13_S1	BARRETTE ESTENSIMETRICHE A C.V.	07/01/09	03/09/09			
CH_P13_S2	BARRETTE ESTENSIMETRICHE A C.V.	07/01/09				Non funzionante
CH_P13_S3	BARRETTE ESTENSIMETRICHE A C.V.	07/01/09	03/09/09			
CH_P13_S4	BARRETTE ESTENSIMETRICHE A C.V.	07/01/09	03/09/09			
CH_P13_S5	BARRETTE ESTENSIMETRICHE A C.V.	07/01/09	03/09/09			
CH_P13_S6	BARRETTE ESTENSIMETRICHE A C.V.	07/01/09	03/09/09			

Tabella Pannello N°50

NOME	TIPOLOGIA STRUMENTAZIONE	DATA INSTALL.	DISPONIBILITA' LETTURA			NOTE
			DATA LETT. DI ZERO	PERIODO INTERRUZIONE	DATA FINE ATTIVITA'	
CH_P50_S1	BARRETTE ESTENSIMETRICHE A C.V.	20/01/09	03/09/09			
CH_P50_S2	BARRETTE ESTENSIMETRICHE A C.V.	20/01/09	03/09/09			
CH_P50_S3	BARRETTE ESTENSIMETRICHE A C.V.	20/01/09	03/09/09			
CH_P50_S4	BARRETTE ESTENSIMETRICHE A C.V.	20/01/09	03/09/09			
CH_P50_S5	BARRETTE ESTENSIMETRICHE A C.V.	20/01/09	03/09/09			
CH_P50_S6	BARRETTE ESTENSIMETRICHE A C.V.	20/01/09	03/09/09			


 Ansaldo STS A Finmeccanica Company	LINEA 6 METROPOLITANA DI NAPOLI - PROGETTO ESECUTIVO OPERE CIVILI - MONITORAGGIO GEOTECNICO GEOREFERENZIATO REPORT DELLE MISURE - STAZIONE CHIAIA	LM6 7FX 2C I 33 Data: 27/06/14 Metropolitana di Napoli A.T.I. LM6 TreEsse Engineering S.r.l.
---	--	---

Tabella Pannello N°67

NOME	TIPOLOGIA STRUMENTAZIONE	DATA INSTALL.	DISPONIBILITA' LETTURA			NOTE
			DATA LETT. DI ZERO	PERIODO INTERRUZIONE	DATA FINE ATTIVITA'	
CH_P67_S1	BARRETTE ESTENSIMETRICHE A C.V.	04/03/09	03/09/09		28/09/11	Lo strumento restituisce valore discontinuo
CH_P67_S2	BARRETTE ESTENSIMETRICHE A C.V.	04/03/09	03/09/09			
CH_P67_S3	BARRETTE ESTENSIMETRICHE A C.V.	04/03/09	03/09/09			
CH_P67_S4	BARRETTE ESTENSIMETRICHE A C.V.	04/03/09	03/09/09			
CH_P67_S5	BARRETTE ESTENSIMETRICHE A C.V.	04/03/09	03/09/09			
CH_P67_S6	BARRETTE ESTENSIMETRICHE A C.V.	04/03/09	03/09/09			

Tabella Pannello N°81

NOME	TIPOLOGIA STRUMENTAZIONE	DATA INSTALL.	DISPONIBILITA' LETTURA			NOTE
			DATA LETT. DI ZERO	PERIODO INTERRUZIONE	DATA FINE ATTIVITA'	
CH_P81_S1	BARRETTE ESTENSIMETRICHE A C.V.	31/03/09	03/09/09		20/04/11	(*)
CH_P81_S2	BARRETTE ESTENSIMETRICHE A C.V.	31/03/09	03/09/09		20/04/11	(*)
CH_P81_S3	BARRETTE ESTENSIMETRICHE A C.V.	31/03/09	03/09/09		20/04/11	(*)
CH_P81_S4	BARRETTE ESTENSIMETRICHE A C.V.	31/03/09	03/09/09		25/03/10	(*)
CH_P81_S5	BARRETTE ESTENSIMETRICHE A C.V.	31/03/09	03/09/09		20/04/11	(*)
CH_P81_S6	BARRETTE ESTENSIMETRICHE A C.V.	31/03/09	03/09/09		20/04/11	(*)
CH_P81_S7	BARRETTE ESTENSIMETRICHE A C.V.	31/03/09				(*)
CH_P81_S8	BARRETTE ESTENSIMETRICHE A C.V.	31/03/09	03/09/09		20/04/11	(*)

(*) Le barrette estensimetriche non restituiscono un segnale coerente pertanto non verranno più inserite nel programma di monitoraggio.


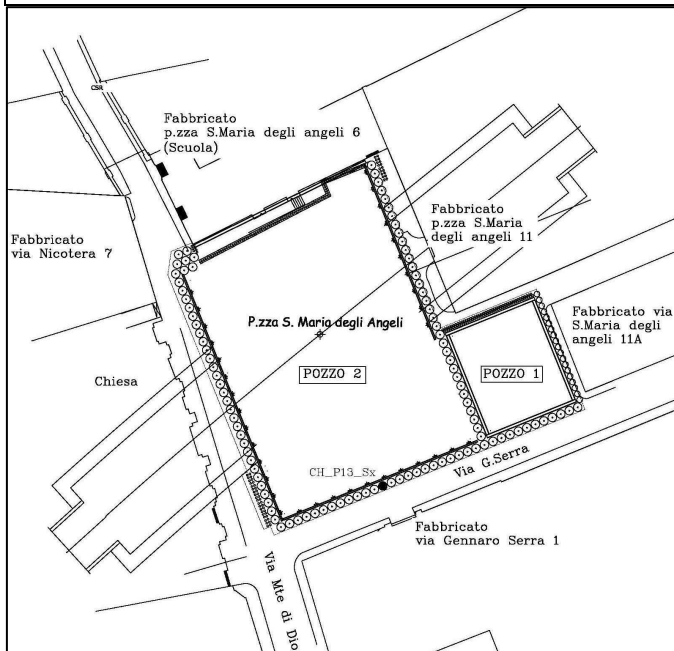
 Ansaldo STS A Finmeccanica Company	LINEA 6 METROPOLITANA DI NAPOLI - PROGETTO ESECUTIVO OPERE CIVILI - MONITORAGGIO GEOTECNICO GEOREFERENZIATO REPORT DELLE MISURE - STAZIONE CHIAIA	LM6 7FX 2C I 33 Data: 27/06/14 Metropolitana di Napoli A.T.I. LM6 TreEsse Engineering S.r.l.
---	--	---

Tabella Puntoni PU1 e PU2

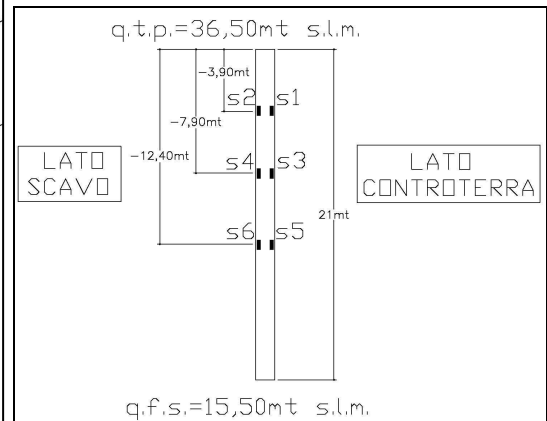
NOME	TIPOLOGIA STRUMENTAZIONE	DATA INSTALL.	DISPONIBILITA' LETTURA			NOTE
			DATA LETT. DI ZERO	PERIODO INTERRU ZIONE	DATA FINE ATTIVITA'	
CH_PU1_S1	BARRETTE ESTENSIMETRICHE A C.V.	12/09/11	14/09/11			
CH_PU1_S2	BARRETTE ESTENSIMETRICHE A C.V.	12/09/11	14/09/11			
CH_PU1_S3	BARRETTE ESTENSIMETRICHE A C.V.	12/09/11	14/09/11			
CH_PU1_S4	BARRETTE ESTENSIMETRICHE A C.V.	12/09/11	14/09/11			
CH_PU2_S5	BARRETTE ESTENSIMETRICHE A C.V.	12/09/11	14/09/11			
CH_PU2_S6	BARRETTE ESTENSIMETRICHE A C.V.	12/09/11	14/09/11		15/10/12	Danneggiata. nessun valore
CH_PU2_S6_1	BARRETTE ESTENSIMETRICHE A C.V.	19/11/12	19/11/12			Sostituisce la CH_PU2_S6
CH_PU2_S7	BARRETTE ESTENSIMETRICHE A C.V.	12/09/11	14/09/11			
CH_PU2_S8	BARRETTE ESTENSIMETRICHE A C.V.	12/09/11	14/09/11			

Pannello strumentato

CH_P13



**SCHEMA INSTALLAZIONE
STRUMENT. GEOTECNICA
(BECV PER METALLO)
PALO N°13**



Le barrette con numero progressivi dispari (s1,s3,s5) sono installate lato contro terra, mentre quelle con numero pari (s2,s4,s6) sono poste lato scavo; la direzione di installazione è parallela all'asse di scavo.

Affidabilità strumentale

A.T.I. LM6 – TreEsse

buono
da rivedere
da scartare

X

Congruenza progettuale

C.T. ATI LM6 – C.T.
Monitoraggio

congruente
non congruente, da valutare
non congruente con implicazioni
sulla sicurezza

NOTE

Le elaborazioni di seguito riportate includono lo storico delle misure.

La barretta estensimetrica a c.v. CH P13 S2 non è funzionante.

Ubicazione STAZIONE CHIAIA

Opera \ \ P13

Strumento Barretta Est. per Metallo

Data posa in opera 03/09/2009

Data lettura di zero 03/09/2009

Ultima Misura 185 in data 24/06/2014

Letture n°	DATA	CH_P13_S1		CH_P13_S3		CH_P13_S4		CH_P13_S5		CH_P13_S6	
		Micro strain [µε]	Temp. [°C]	Micro strain [µε]	Temp. [°C]	Micro strain [µε]	Temp. [°C]	Micro strain [µε]	Temp. [°C]	Micro strain [µε]	Temp. [°C]
133	17/4/13 11.00	-3,8	14,4	-65,1	14,1	34,4	18,7	-82,2	13,0	108,0	19,0
134	2/5/13 10.00	-13,9	14,9	-91,5	14,6	20,6	18,9	-92,0	13,2	99,1	19,6
135	7/5/13 11.30	-15,5	15,1	-106,5	14,7	16,6	18,9	-90,3	13,0	88,5	19,4
136	16/5/13 11.00	-28,1	15,4	-124,4	14,9	14,9	19,1	-93,2	13,1	90,9	19,6
137	21/5/13 11.30	-29,7	15,6	-126,0	15,1	16,2	19,2	-83,8	13,2	84,4	19,4
138	28/5/13 10.40	-35,4	15,8	-126,4	15,4	22,7	19,4	-94,4	13,0	81,6	19,5
139	4/6/13 11.00	-46,0	15,6	-132,9	15,2	16,2	19,2	-89,1	13,1	68,2	19,4
140	13/6/13 10.00	-44,4	15,4	-135,8	15,3	25,5	19,3	-86,3	13,0	64,1	19,4
141	19/6/13 11.00	-46,0	15,6	-143,1	15,7	21,0	19,6	-79,8	13,2	54,4	19,6
142	25/6/13 10.30	-39,1	15,5	-150,0	15,8	30,8	19,4	-94,4	13,0	65,7	19,2
143	4/7/13 12.00	-36,2	15,4	-148,8	15,9	20,2	19,2	-87,9	13,2	58,8	19,3
144	11/7/13 11.00	-42,7	15,2	-161,4	15,2	26,7	19,4	-81,4	13,4	53,6	19,2
145	18/7/13 10.00	-44,4	15,4	-166,7	15,1	28,4	19,2	-79,8	13,2	47,1	19,0
146	25/7/13 10.30	-38,7	15,2	-157,3	15,2	34,9	19,4	-89,5	13,4	52,3	19,1
147	1/8/13 12.30	-40,3	15,4	-167,9	15,0	32,8	17,9	-93,6	13,4	63,3	18,0
148	6/8/13 11.30	-46,0	15,6	-163,8	15,0	22,6	17,4	-100,5	13,5	60,0	17,4
149	29/8/13 11.00	-35,4	15,8	-169,5	15,2	16,1	17,2	-109,0	13,8	54,3	17,6
150	5/9/13 11.00	-38,3	15,9	-166,7	15,1	20,6	16,9	-119,2	14,3	45,0	17,5
151	12/9/13 10.00	-39,9	16,1	-169,5	15,2	14,9	17,1	-126,5	14,7	38,1	17,6
152	18/9/13 10.30	-35,4	15,8	-180,1	15,0	16,9	16,6	-117,1	14,8	43,8	17,4
153	25/9/13 10.30	-40,7	15,7	-188,2	15,0	-6,6	16,0	-102,9	14,3	20,2	16,8
154	9/10/13 10.00	-33,8	15,6	-191,0	15,1	-12,3	16,2	-109,4	14,1	25,9	16,6
155	14/10/13 10.00	-40,3	15,4	-197,9	15,2	-7,0	16,3	-112,3	14,2	31,6	16,4
156	25/10/13 11.00	-38,7	15,2	-200,4	15,0	-13,9	16,4	-105,8	14,4	17,0	16,2
157	29/10/13 11.30	-37,1	15,0	-194,7	14,8	-8,2	16,2	-98,5	14,0	26,7	16,0
158	7/11/13 11.00	-35,4	14,8	-190,2	14,5	-2,6	16,0	-88,7	13,8	24,3	15,8
159	12/11/13 10.00	-29,8	14,6	-181,7	14,2	3,1	15,8	-79,0	13,6	54,3	15,6
160	19/11/13 11.00	-30,6	14,2	-180,1	14,0	6,4	15,4	-77,3	13,4	55,9	15,4
161	3/12/13 12.00	-35,9	14,1	-178,5	13,8	-4,2	15,2	-89,1	13,1	45,4	15,2
162	10/12/13 11.00	-33,0	14,0	-172,8	13,6	1,5	15,0	-78,2	13,0	55,1	15,0
163	9/1/14 11.30	-27,3	13,8	-171,1	13,4	7,2	14,8	-72,5	12,8	60,8	14,8
164	13/1/14 10.30	-32,6	13,7	-181,7	13,2	0,7	14,6	-79,0	12,6	55,5	14,7
165	21/1/14 10.00	-44,4	13,4	-182,5	12,8	10,4	14,4	-93,6	12,4	46,2	14,6
166	4/2/14 11.00	-55,0	13,2	-199,6	12,4	12,0	14,2	-104,2	12,2	29,1	14,2
167	11/2/14 10.00	-40,3	13,4	-189,0	12,6	-6,7	14,0	-82,2	12,0	34,8	14,0
168	18/2/14 11.00	-42,0	13,6	-183,3	12,4	-0,1	14,2	-76,9	12,1	40,1	14,1
169	25/2/14 10.00	-39,1	13,5	-190,2	12,5	1,5	14,0	-74,1	12,0	42,9	14,0
170	4/3/14 10.00	-46,0	13,6	-193,9	12,2	9,6	14,0	-78,6	12,3	48,6	13,8
171	11/3/14 12.00	-44,4	13,4	-189,8	12,2	18,9	14,1	-76,9	12,1	57,9	13,9
172	18/3/14 11.00	-42,8	13,2	-196,3	12,0	21,8	14,0	-70,4	12,3	63,2	14,0
173	25/3/14 12.00	-49,3	13,0	-198,8	11,8	36,4	14,2	-73,3	12,4	51,4	13,7
174	3/4/14 11.00	-55,0	13,2	-203,3	12,1	29,5	14,3	-80,6	12,8	41,7	13,9
175	9/4/14 11.30	-66,3	13,6	-210,2	12,2	22,6	14,4	-85,1	13,1	36,0	14,1
176	18/4/14 10.30	-64,7	13,4	-220,7	12,0	37,2	14,6	-75,7	13,2	45,4	14,2
177	29/4/14 11.30	-70,4	13,6	-229,2	12,3	30,3	14,7	-81,4	13,4	51,0	14,0
178	8/5/14 11.00	-60,6	13,4	-232,1	12,4	25,0	14,6	-62,7	13,6	36,0	14,1
179	15/5/14 10.00	-59,0	13,2	-230,5	12,2	14,5	14,4	-56,2	13,8	29,1	14,2
180	20/5/14 11.00	-50,9	15,2	-176,4	14,3	2,7	16,1	-104,1	15,2	29,1	16,2
181	27/5/14 10.00	-85,8	15,0	-157,3	14,2	-13,5	16,1	-110,6	15,0	10,5	16,0
182	3/6/14 11.00	-107,7	15,2	-176,4	14,3	-19,2	16,3	-112,2	15,2	-5,8	16,0
183	10/6/14 11.00	-126,4	15,0	-139,0	14,7	-34,2	16,4	-134,2	15,4	-22,4	16,3
184	17/6/14 12.00	-128,5	15,5	-147,2	14,7	-49,3	16,5	-103,3	15,6	-18,4	16,3
185	24/6/14 11.00	-149,6	15,1	-168,3	14,3	-62,3	16,1	-120,4	15,2	-38,3	16,0

Ubicazione STAZIONE CHIAIA

Opera \ \ P13

Strumento Barretta Est. per Metallo

Data posa in opera 03/09/2009

Data lettura di zero 03/09/2009

SCHEMA UBICAZIONE

STAZIONE CHIAIA

\ \ P13

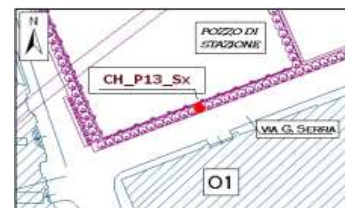
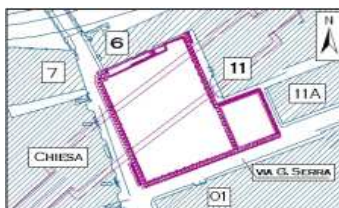


GRAFICO MICROSTRAIN

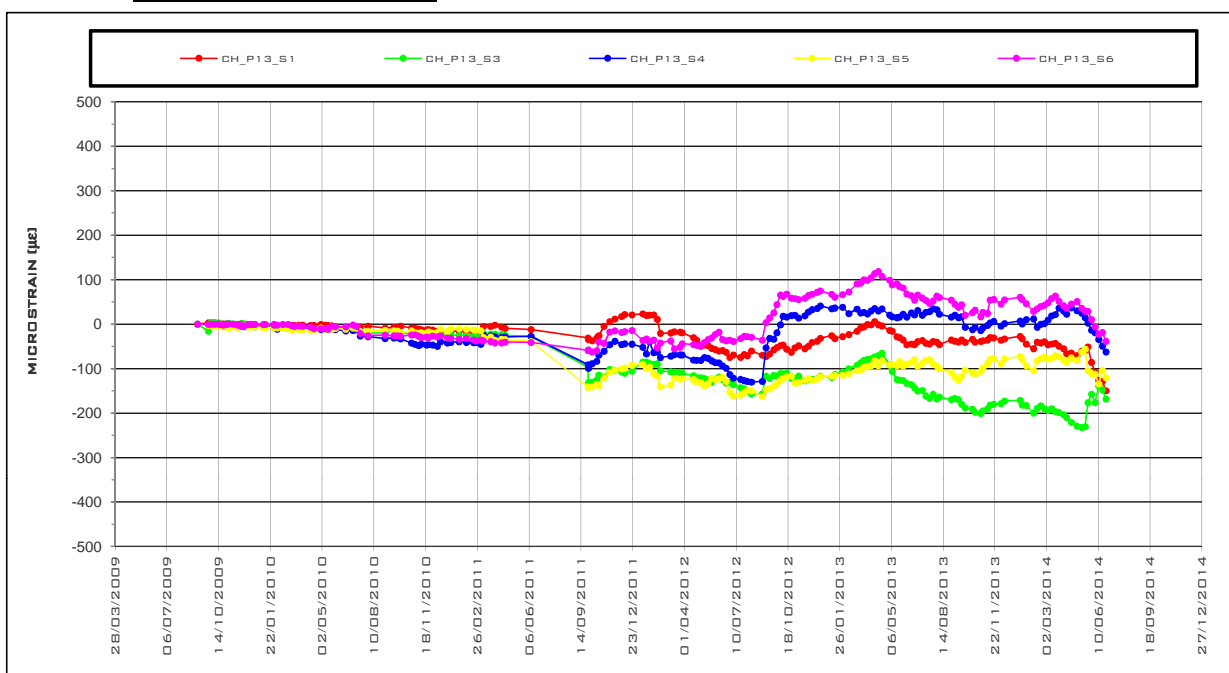
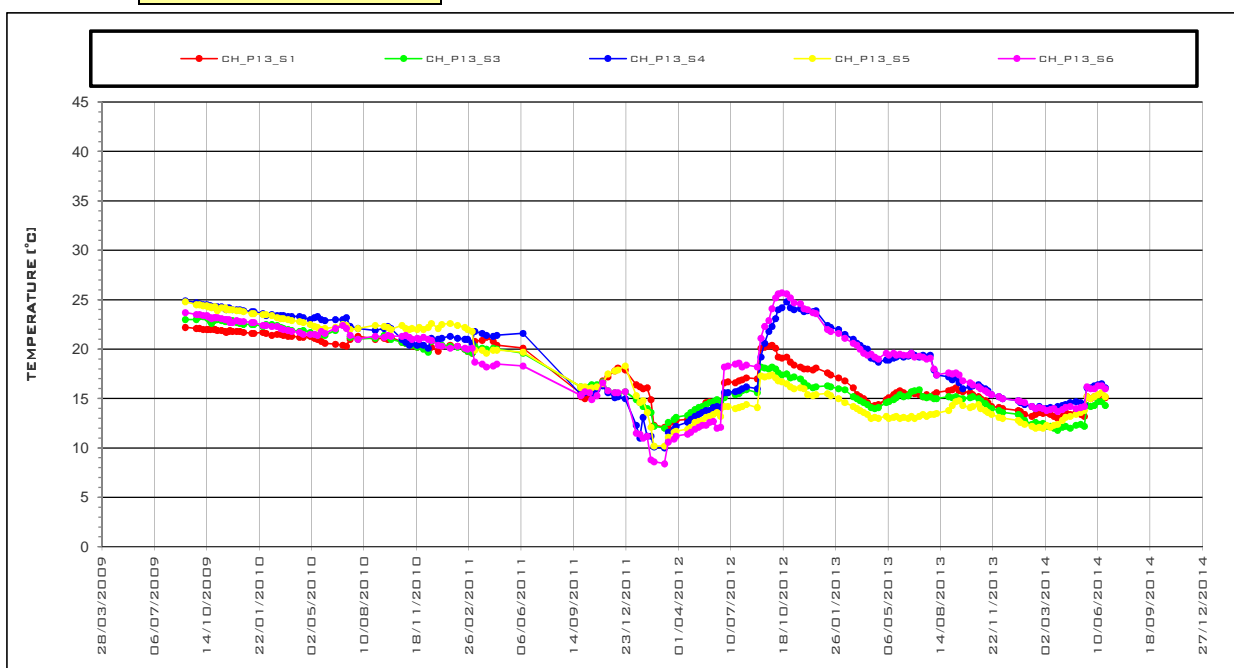
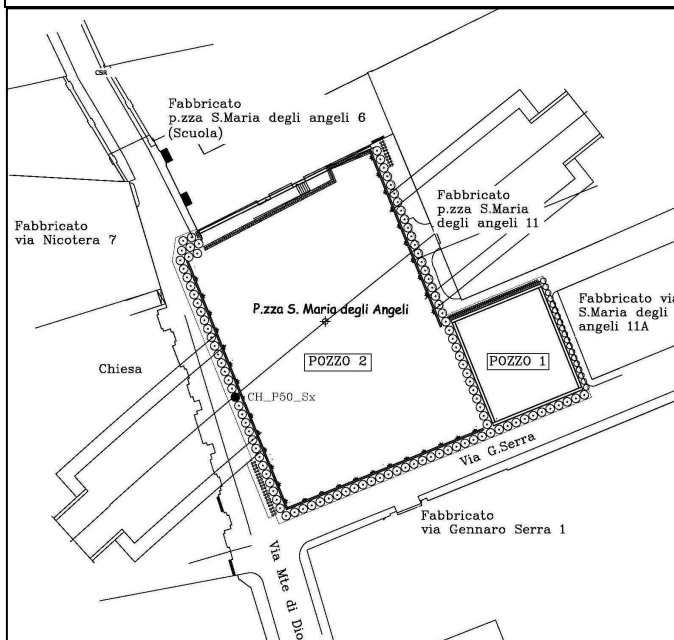


GRAFICO TEMPERATURE

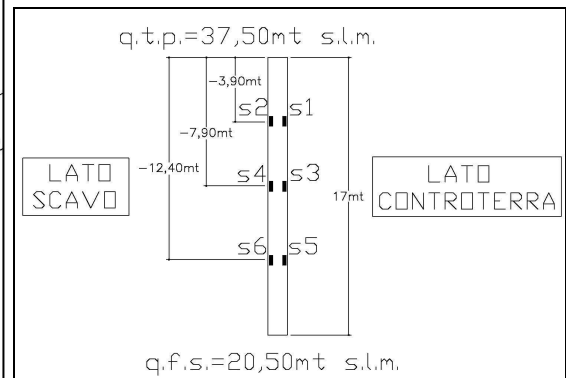


Pannello strumentato

CH_P50



SCHEMA INSTALLAZIONE
STRUMENT. GEOTECNICA (BECV
PER METALLO)
PALO N°50



Le barrette con numero progressivi dispari (s1,s3,s5) sono installate lato contro terra, mentre quelle con numero pari (s2,s4,s6) sono poste lato scavo; la direzione di installazione è parallela all'asse di scavo.

Affidabilità strumentale

A.T.I. LM6 – TreEsse

buono
da rivedere
da scartare

X

Congruenza progettuale
C.T. ATI LM6 – C.T.
Monitoraggio

congruente
non congruente, da valutare
non congruente con implicazioni
sulla sicurezza

NOTE

Le elaborazioni di seguito riportate includono lo storico delle misure.

Ubicazione STAZIONE CHIAIA

Opera \ \ P50

Strumento Barretta Est. per Metallo

Data posa in opera 03/09/2009

Data lettura di zero 03/09/2009

Ultima Misura 206 in data 24/06/2014

Letture n°	DATA	CH_P50_S1		CH_P50_S2		CH_P50_S3		CH_P50_S4		CH_P50_S5		CH_P50_S6	
		Micro strain [µε]	Temp. [°C]	Micro strain [µε]	Temp. [°C]	Micro strain [µε]	Temp. [°C]	Micro strain [µε]	Temp. [°C]	Micro strain [µε]	Temp. [°C]	Micro strain [µε]	Temp. [°C]
154	17/4/13 11.00	-18,4	13,6	-54,9	15,2	-36,3	12,6	-50,9	14,0	33,6	14,4	2,3	13,8
155	2/5/13 10.30	-31,0	13,9	-58,2	15,6	-55,4	12,7	-56,6	14,2	32,0	14,6	-0,5	13,9
156	7/5/13 11.00	-35,5	14,2	-52,9	15,7	-58,2	12,8	-62,3	14,4	29,1	14,7	-8,3	13,6
157	16/5/13 11.30	-38,7	14,6	-54,5	15,9	-62,7	13,1	-72,4	14,9	34,4	14,8	-23,3	13,7
158	21/5/13 11.00	-33,4	14,7	-48,8	15,7	-59,9	13,0	-69,6	14,8	45,0	15,0	-13,9	13,8
159	28/5/13 11.40	-36,3	14,8	-51,7	15,8	-61,5	13,2	-76,5	14,9	59,6	15,2	-20,9	13,9
160	4/6/13 11.00	-39,1	14,9	-54,5	15,9	-68,0	13,0	-83,0	14,7	45,0	15,0	-14,4	14,1
161	13/6/13 10.00	-49,7	14,7	-47,6	15,8	-70,8	13,1	-76,1	14,6	50,3	15,1	-9,1	14,2
162	19/6/13 11.00	-51,3	14,9	-54,5	15,9	-71,2	13,4	-80,6	14,9	45,8	15,4	-12,3	14,6
163	25/6/13 10.30	-56,6	14,8	-52,9	15,7	-60,3	13,3	-80,2	14,6	59,6	15,2	-2,6	14,4
164	4/7/13 12.30	-51,3	14,9	-50,1	15,6	-55,0	13,4	-81,0	14,2	64,9	15,3	-4,2	14,6
165	11/7/13 12.00	-57,0	15,1	-48,4	15,4	-57,4	13,2	-83,8	14,3	67,7	15,2	-13,5	14,5
166	18/7/13 10.00	-54,1	15,0	-59,0	15,2	-63,1	13,4	-90,3	14,1	62,0	15,4	-13,1	14,2
167	25/7/13 10.45	-61,4	15,4	-61,8	15,3	-61,5	13,2	-74,5	14,4	46,2	15,1	-7,4	14,0
168	1/8/13 12.45	-67,9	15,2	-56,6	15,4	-68,4	13,3	-90,3	14,1	59,6	15,2	-18,4	14,1
169	6/8/13 11.45	-62,7	15,3	-54,9	15,2	-75,3	13,4	-87,5	14,0	61,2	15,0	-2,6	14,4
170	29/8/13 11.00	-67,1	15,6	-60,6	15,4	-81,0	13,6	-97,2	14,2	49,9	15,4	-11,1	14,7
171	5/9/13 11.30	-68,7	15,8	-67,5	15,5	-81,4	13,9	-87,5	14,0	45,4	15,7	-8,3	14,6
172	12/9/13 10.00	-73,2	16,1	-72,0	15,8	-87,1	14,1	-89,1	14,2	42,5	15,8	-17,2	14,2
173	18/9/13 10.30	-68,7	15,8	-61,4	16,0	-78,9	14,1	-95,6	14,0	32,0	15,6	-11,5	14,0
174	25/9/13 11.30	-59,0	15,6	-73,6	16,0	-80,2	14,0	-80,6	13,9	25,5	15,4	-24,5	14,6
175	9/10/13 10.30	-53,3	15,4	-68,3	16,1	-65,5	14,2	-90,7	13,4	31,2	15,2	-33,4	14,2
176	14/10/13 10.00	-51,7	15,2	-63,1	16,2	-59,0	14,4	-76,9	13,2	36,4	15,3	-31,8	14,0
177	25/10/13 11.00	-58,2	15,0	-69,6	16,0	-69,6	14,2	-62,3	13,4	28,3	15,3	-30,2	13,8
178	29/10/13 11.30	-52,5	14,8	-64,7	15,4	-63,9	14,0	-56,6	13,2	35,2	15,2	-24,5	13,6
179	7/11/13 11.30	-39,9	14,5	-54,9	15,2	-58,2	13,8	-50,9	13,0	34,4	14,8	-18,8	13,4
180	12/11/13 11.00	-35,5	14,2	-49,3	15,0	-56,6	13,6	-43,6	12,6	38,9	14,5	-17,2	13,2
181	19/11/13 11.00	-29,8	14,0	-47,6	14,8	-55,0	13,4	-42,0	12,4	39,3	14,2	-15,6	13,0
182	3/12/13 12.00	-35,5	14,2	-58,2	14,6	-61,5	13,2	-52,6	12,2	32,8	14,0	-22,5	13,1
183	10/12/13 11.30	-32,6	14,1	-48,5	14,4	-55,8	13,0	-42,8	12,0	42,5	13,8	-7,5	13,0
184	9/1/14 11.00	-29,8	14,0	-46,8	14,2	-50,1	12,8	-37,1	11,8	48,2	13,6	-5,8	12,8
185	13/1/14 10.30	-36,7	14,1	-49,3	14,0	-64,7	12,6	-51,8	11,6	38,9	13,5	-16,4	12,6
186	21/1/14 11.30	-41,1	14,4	-36,3	14,4	-75,3	12,4	-50,1	11,4	38,0	13,1	-27,0	12,4
187	4/2/14 11.30	-67,2	13,6	-61,5	14,0	-95,2	12,1	-78,2	11,1	15,7	12,6	-44,0	12,0
188	11/2/14 11.00	-61,5	13,4	-74,5	13,6	-100,5	12,0	-65,6	10,8	18,9	12,2	-22,9	12,4
189	18/2/14 11.00	-58,6	13,3	-72,8	13,4	-94,0	12,2	-64,0	10,6	25,4	12,4	-16,4	12,6
190	25/2/14 10.00	-68,0	13,2	-71,2	13,2	-87,5	12,4	-66,8	10,7	30,7	12,5	-29,8	12,5
191	4/3/14 10.00	-69,6	13,4	-67,2	13,2	-91,6	12,4	-74,5	10,4	31,1	12,2	-40,4	12,3
192	11/3/14 12.00	-59,0	13,6	-74,1	13,3	-85,9	12,2	-64,0	10,6	32,7	12,0	-38,8	12,1
193	18/3/14 12.00	-57,4	13,4	-68,8	13,4	-80,2	12,0	-62,3	10,4	38,0	12,1	-35,9	12,0
194	25/3/14 12.00	-68,0	13,2	-79,3	13,2	-83,0	12,1	-68,8	10,2	28,7	12,0	-29,4	12,2
195	3/4/14 11.00	-73,7	13,4	-85,0	13,4	-92,8	12,3	-76,2	10,6	21,4	12,4	-39,2	12,4
196	9/4/14 11.30	-91,5	13,6	-79,7	13,5	-97,2	12,6	-80,6	10,9	15,7	12,6	-48,9	12,6
197	18/4/14 11.00	-78,1	13,7	-76,9	13,4	-87,5	12,4	-85,1	11,2	10,0	12,8	-47,3	12,4
198	29/4/14 11.00	-89,1	13,8	-82,6	13,6	-97,2	12,6	-86,7	11,4	5,5	13,1	-57,0	12,6
199	8/5/14 11.00	-80,6	13,5	-75,3	13,2	-87,9	12,7	-76,1	11,6	12,4	13,0	-51,7	12,7
200	15/5/14 10.00	-77,7	13,4	-69,6	13,0	-82,6	12,8	-70,9	11,7	21,8	13,1	-46,5	12,8
201	20/5/14 11.00	-67,2	13,6	-60,7	13,4	-74,9	13,1	-76,5	11,9	9,2	13,4	-46,9	13,1
202	27/5/14 11.00	-70,0	13,7	-74,5	13,6	-84,2	13,0	-84,7	11,9	2,7	13,2	-35,9	13,0
203	3/6/14 11.00	-75,3	13,6	-81,0	13,4	-89,9	13,2	-93,6	11,5	-7,9	13,0	-30,6	13,1
204	10/6/14 11.00	-109,8	14,1	-103,3	13,9	-109,8	13,9	-117,2	11,9	-18,4	13,8	-58,6	13,8
205	17/6/14 11.00	-111,8	14,6	-104,1	14,5	-113,5	14,6	-120,4	12,3	-27,3	14,4	-71,2	14,1
206	24/6/14 11.00	-96,4	15,2	-119,5	14,9	-123,6	15,1	-133,4	12,9	-38,7	14,8	-85,4	14,6

Ubicazione STAZIONE CHIAIA

Opera \ \ P50

Strumento Barretta Est. per Metallo

Data posa in opera 03/09/2009

Data lettura di zero 03/09/2009

SCHEMA UBICAZIONE

STAZIONE CHIAIA

\ \ P50

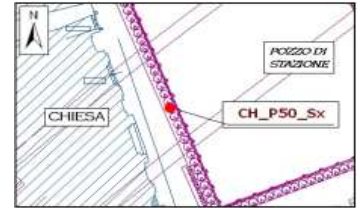
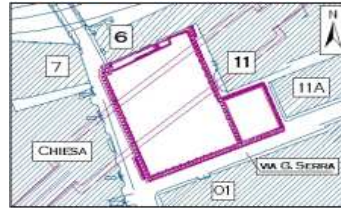


GRAFICO MICROSTRAIN

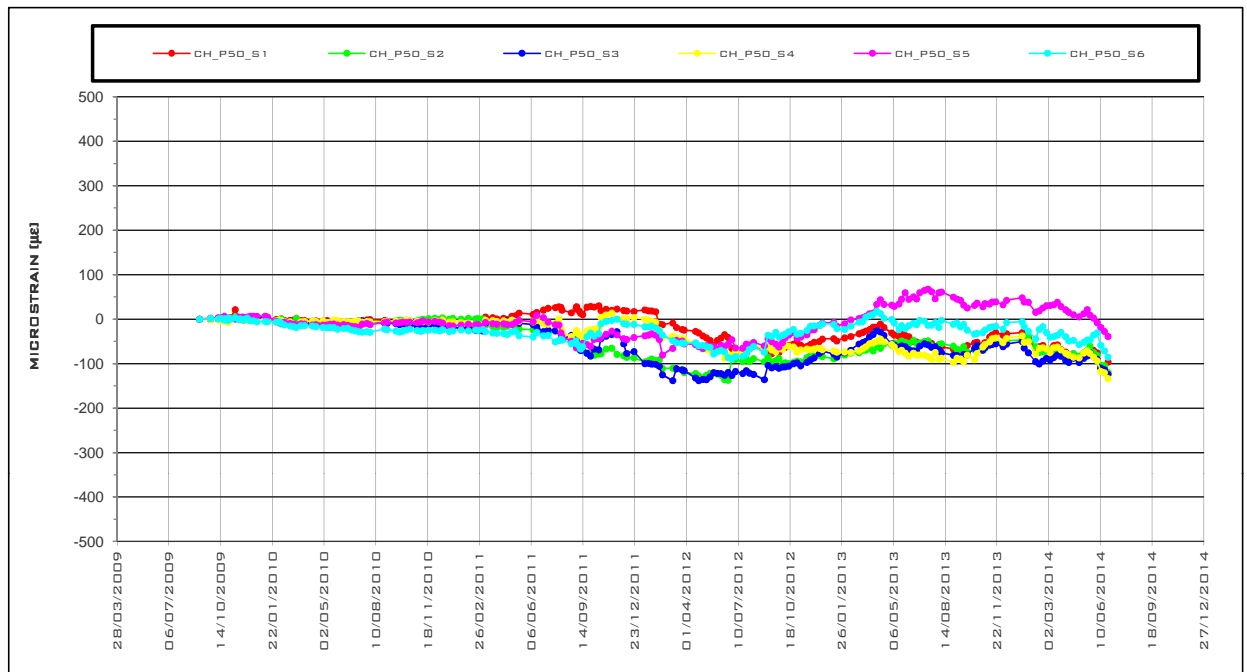
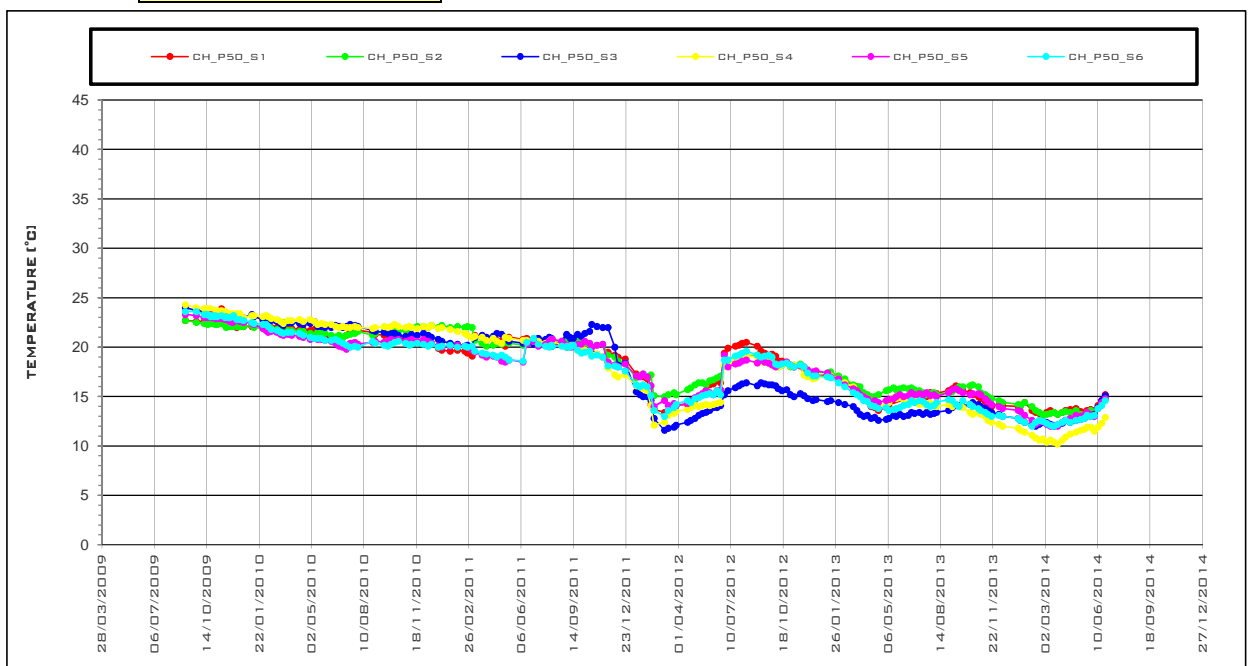
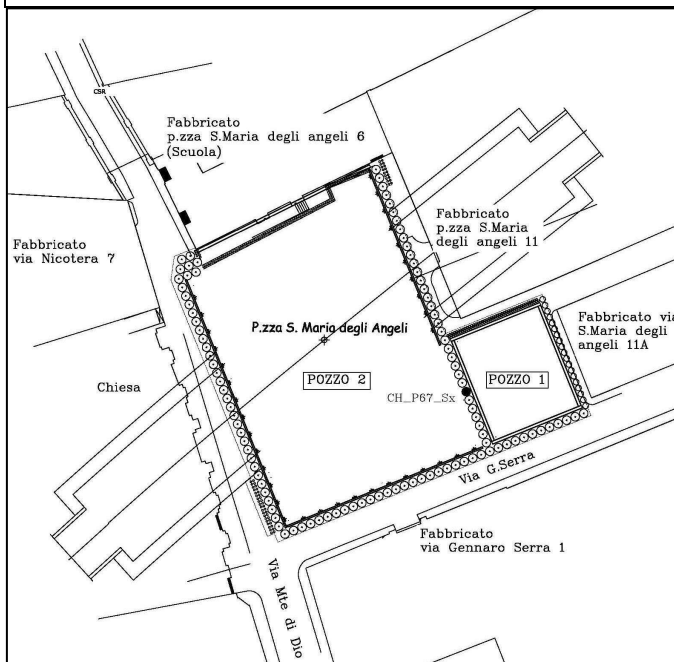


GRAFICO TEMPERATURE

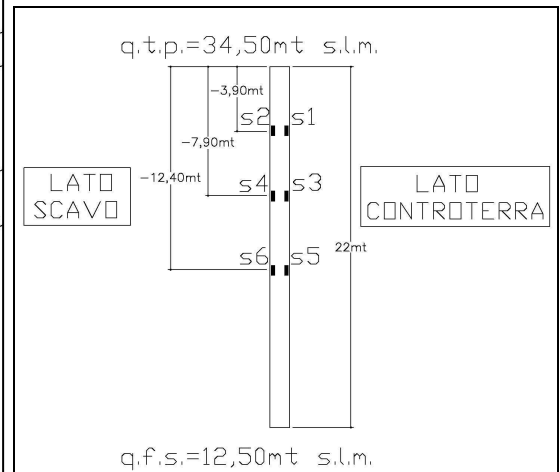


Pannello strumentato

CH_P67



SCHEMA INSTALLAZIONE
STRUMENT. GEOTECNICA (BECV
PER METALLO)
PALO N°67



Le barrette con numero progressivi dispari (s1,s3,s5) sono installate lato contro terra, mentre quelle con numero pari (s2,s4,s6) sono poste lato scavo; la direzione di installazione è parallela all'asse di scavo.

Affidabilità strumentale

A.T.I. LM6 – TreEsse

buono
da rivedere
da scartare

X

Congruenza progettuale
C.T. ATI LM6 – C.T.
Monitoraggio

congruente
non congruente, da valutare
non congruente con implicazioni
sulla sicurezza

NOTE

Le elaborazioni di seguito riportate includono lo storico delle misure.

La barretta estensimetrica a c.v. CH_P67_S1 restituisce valori discontinui dal 28/09/2011.

Ubicazione STAZIONE CHIAIA

Opera \ \ P67

Strumento Barretta Est. per Metallo

Data posa in opera 03/09/2009

Data lettura di zero 03/09/2009

Ultima Misura 210 in data 24/06/2014

Letture n°	DATA	CH_P67_S1		CH_P67_S2		CH_P67_S3		CH_P67_S4		CH_P67_S5		CH_P67_S6	
		Micro strain [µε]	Temp. [°C]	Micro strain [µε]	Temp. [°C]	Micro strain [µε]	Temp. [°C]	Micro strain [µε]	Temp. [°C]	Micro strain [µε]	Temp. [°C]	Micro strain [µε]	Temp. [°C]
158	17/4/13 11.00			-95,2	12,4	-42,0	13,0	-161,0	12,2	-18,0	15,3	-101,7	14,1
159	2/5/13 11.30			-113,1	12,6	-41,2	13,4	-150,5	12,4	-22,5	15,6	-108,6	14,2
160	7/5/13 11.00			-126,9	12,8	-55,0	13,6	-163,1	12,7	-20,0	15,8	-106,2	14,4
161	16/5/13 11.30			-131,4	13,1	-66,4	14,0	-146,4	12,4	-22,9	15,9	-95,6	14,6
162	21/5/13 11.00			-126,1	13,2	-69,2	14,1	-148,0	12,6	-16,4	16,1	-106,2	14,4
163	28/5/13 11.00			-126,1	13,2	-69,2	14,1	-148,0	12,6	-16,4	16,1	-106,2	14,4
164	4/6/13 11.30			-138,3	13,2	-82,6	14,0	-156,6	12,9	-29,8	16,0	-114,3	14,4
165	13/6/13 11.00			-135,4	13,1	-76,1	14,2	-149,7	12,8	-22,1	16,3	-120,8	14,2
166	19/6/13 10.30			-145,2	13,3	-81,8	14,4	-160,6	12,9	-29,0	16,4	-126,5	14,4
167	25/6/13 10.30			-146,4	13,2	-88,3	14,2	-161,8	12,8	-23,3	16,2	-122,4	14,4
168	4/7/13 12.30			-152,1	13,4	-77,8	14,4	-159,0	12,7	-16,8	16,4	-117,1	14,5
169	11/7/13 12.00			-150,5	13,2	-84,3	14,2	-156,2	12,6	-23,3	16,2	-122,4	14,4
170	18/7/13 10.00			-156,1	13,4	-90,8	14,0	-162,7	12,4	-33,8	16,0	-128,9	14,2
171	25/7/13 10.30			-157,8	13,6	-73,7	14,4	-152,1	12,6	-20,4	16,1	-143,5	14,0
172	1/8/13 12.30			-168,3	13,4	-85,5	14,1	-161,8	12,8	-25,7	16,0	-142,3	14,1
173	6/8/13 11.30			-161,8	13,6	-94,0	14,4	-170,4	13,1	-21,3	15,7	-149,2	14,2
174	29/8/13 11.00			-171,6	13,8	-99,7	14,6	-173,2	13,2	-26,9	15,9	-146,8	14,4
175	5/9/13 11.30			-178,5	13,9	-101,3	14,8	-167,9	13,3	-39,1	15,9	-140,3	14,6
176	12/9/13 10.00			-184,2	14,1	-112,3	14,9	-175,2	13,7	-47,7	16,2	-141,9	14,8
177	18/9/13 10.30			-196,0	13,8	-118,0	15,1	-180,5	13,6	-53,3	16,4	-136,6	14,9
178	25/9/13 11.00			-191,9	13,8	-113,5	14,8	-183,4	13,7	-52,1	16,5	-147,6	15,0
179	9/10/13 11.00			-178,9	13,2	-104,6	14,2	-174,4	13,1	-35,1	15,9	-130,9	14,7
180	14/10/13 10.00			-189,5	13,0	-99,3	14,3	-165,1	13,2	-28,6	16,1	-125,7	14,8
181	25/10/13 11.00			-184,2	13,1	-103,3	14,3	-159,8	13,3	-17,6	16,0	-124,0	14,6
182	29/10/13 11.30			-181,3	13,0	-97,7	14,1	-155,3	13,0	-16,0	15,8	-122,4	14,4
183	7/11/13 11.00			-167,5	12,8	-90,8	14,0	-149,7	12,8	-14,4	15,6	-120,8	14,2
184	12/11/13 11.30			-161,8	12,6	-85,1	13,8	-148,0	12,6	-11,1	15,2	-113,9	14,1
185	19/11/13 11.00			-159,0	12,5	-75,3	13,6	-146,4	12,4	-9,5	15,0	-111,1	14,0
186	3/12/13 12.00			-166,7	12,2	-81,8	13,4	-152,9	12,2	-24,1	14,8	-105,8	14,1
187	10/12/13 11.45			-161,0	12,0	-79,0	13,3	-147,2	12,0	-17,2	14,7	-108,2	13,9
188	9/1/14 11.00			-150,5	12,2	-72,1	13,2	-145,6	11,8	-10,3	14,6	-98,5	13,7
189	13/1/14 11.30			-160,2	12,4	-78,6	13,0	-155,0	11,7	-16,8	14,4	-107,8	13,6
190	21/1/14 11.00			-153,7	12,6	-69,2	13,1	-140,3	11,9	-23,3	14,2	-106,2	13,4
191	4/2/14 11.30			-164,3	12,4	-81,0	12,8	-152,1	11,6	-42,0	14,0	-122,0	13,1
192	11/2/14 11.00			-170,0	12,6	-78,2	12,7	-146,4	11,4	-31,4	14,2	-115,1	13,0
193	18/2/14 11.00			-168,3	12,4	-75,3	12,6	-152,9	11,2	-29,8	14,0	-118,0	13,1
194	25/2/14 10.00			-162,7	12,2	-73,7	12,4	-155,8	11,3	-35,5	14,2	-102,9	13,0
195	4/3/14 10.00			-173,6	12,3	-80,6	12,5	-158,6	11,4	-33,9	14,0	-96,4	13,2
196	11/3/14 12.00			-168,3	12,4	-79,0	12,3	-149,3	11,5	-28,6	14,1	-93,6	13,1
197	18/3/14 11.45			-162,7	12,2	-85,9	12,4	-144,0	11,6	-32,7	14,1	-86,7	13,0
198	25/3/14 12.00			-169,2	12,0	-80,2	12,2	-138,7	11,7	-25,8	14,0	-93,2	12,8
199	3/4/14 11.00			-174,9	12,2	-85,9	12,4	-144,4	11,9	-39,6	14,2	-97,7	13,1
200	9/4/14 11.30			-184,6	12,4	-90,4	12,7	-148,9	12,2	-45,2	14,4	-104,6	13,2
201	18/4/14 11.00			-178,9	12,2	-83,5	12,6	-151,7	12,3	-35,5	14,2	-99,3	13,3
202	29/4/14 11.00			-201,7	12,0	-77,8	12,4	-157,0	12,2	-33,9	14,0	-98,9	13,0
203	8/5/14 11.30			-206,1	12,3	-88,3	12,2	-171,6	12,0	-20,1	13,8	-105,8	13,1
204	15/5/14 11.00			-203,3	12,2	-86,7	12,0	-165,1	12,2	-27,0	13,9	-102,9	13,0
205	20/5/14 11.00			-210,6	12,6	-61,5	12,4	-144,0	12,6	-40,8	14,1	-76,5	13,5
206	27/5/14 11.00			-205,3	12,7	-76,6	12,5	-150,9	12,7	-37,9	14,0	-76,1	13,2
207	3/6/14 11.00			-216,3	12,8	-83,5	12,6	-160,6	12,9	-39,6	14,2	-86,7	13,0
208	10/6/14 11.00			-235,8	13,2	-108,2	12,9	-188,2	13,3	-64,7	14,8	-94,0	13,4
209	17/6/14 11.00			-237,8	13,7	-96,4	14,2	-190,3	13,8	-68,0	15,2	-96,0	13,9
210	24/6/14 11.00			-254,0	13,7	-118,0	14,1	-194,7	14,1	-84,2	15,2	-103,3	14,3

Ubicazione STAZIONE CHIAIA

Opera \ \ P67

Strumento Barretta Est. per Metallo

Data posa in opera 03/09/2009

Data lettura di zero 03/09/2009

SCHEMA UBICAZIONE

STAZIONE CHIAIA

\ \ P67

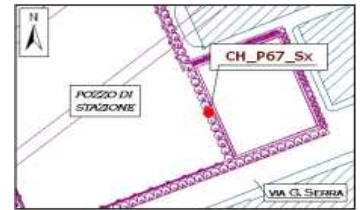


GRAFICO MICROSTRAIN

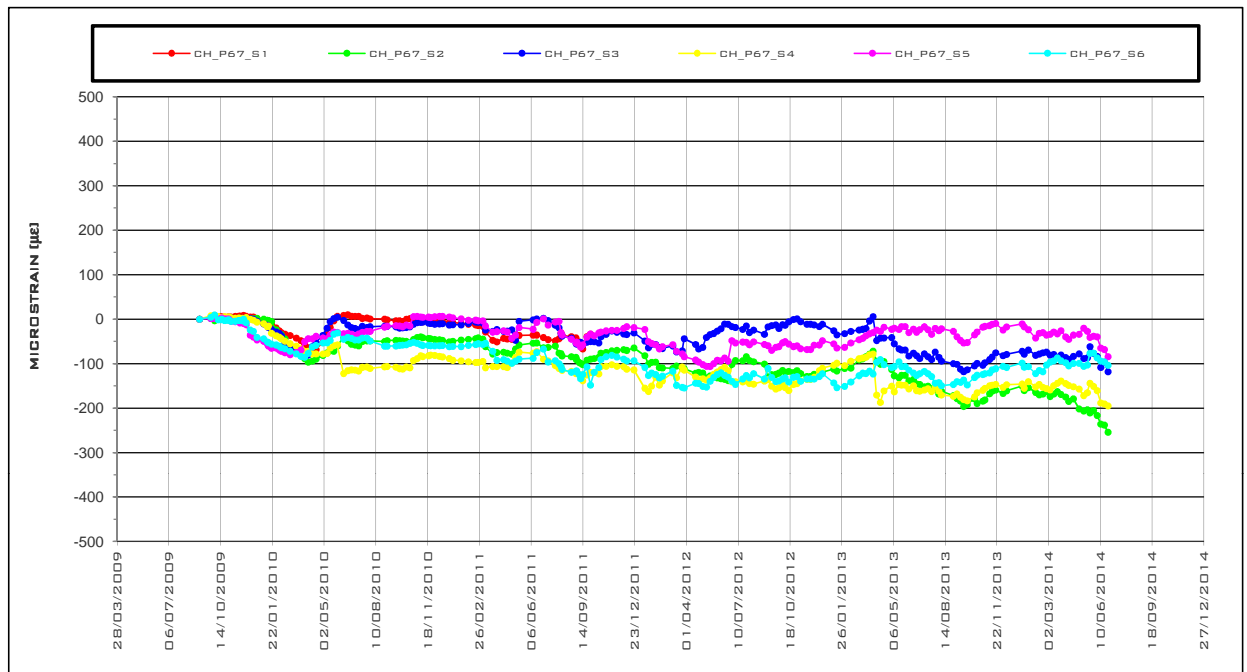
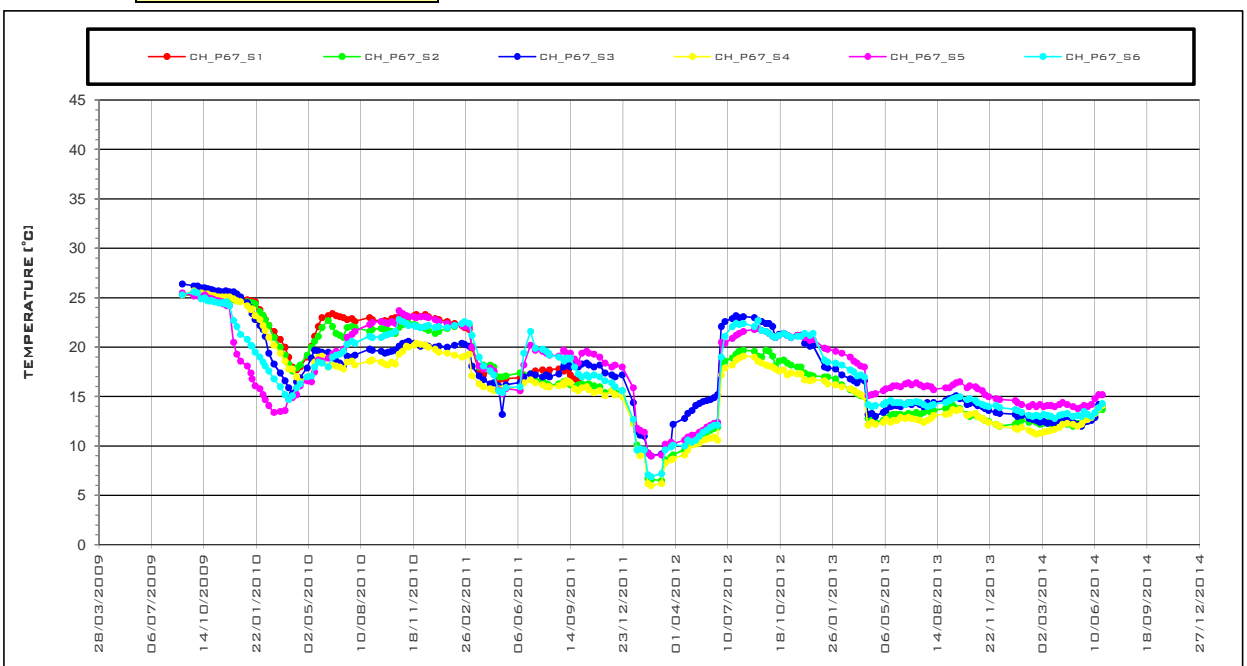
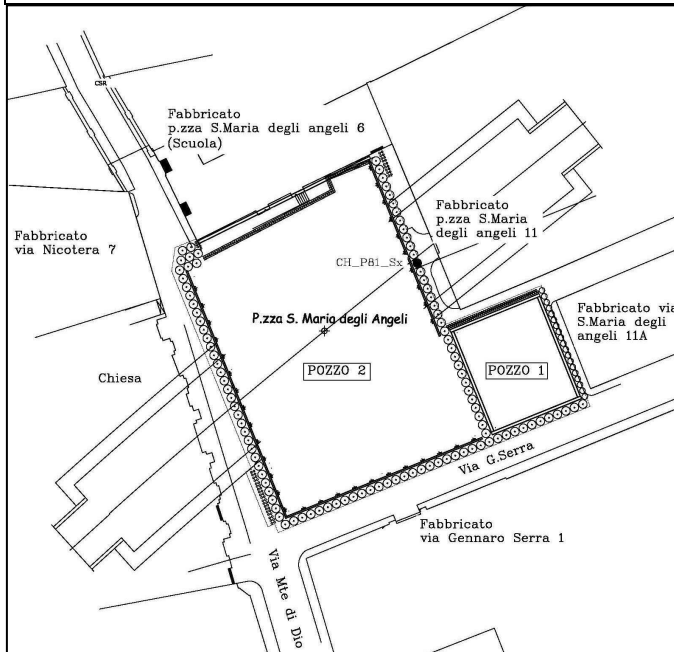


GRAFICO TEMPERATURE

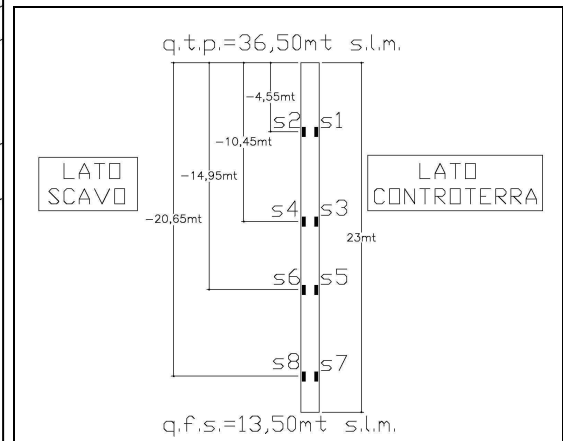


Pannello strumentato

CH_P81



**SCHEMA INSTALLAZIONE
STRUMENT. GEOTECNICA (BECV
PER METALLO)
PALO N°81**



Le barrette con numero progressivi dispari (s1,s3,s5,s7) sono installate lato contro terra, mentre quelle con numero pari (s2,s4,s6,s8) sono poste lato scavo; la direzione di installazione è parallela all'asse di scavo.

Affidabilità strumentale

A.T.I. LM6 – TreEsse

buono
da rivedere
da scartare

X

Congruenza progettuale
C.T. ATI LM6 – C.T.
Monitoraggio

congruente
non congruente, da valutare
non congruente con implicazioni
sulla sicurezza

NOTE

La barretta estensimetrica a c.v. CH_P81_S7 non è funzionante.

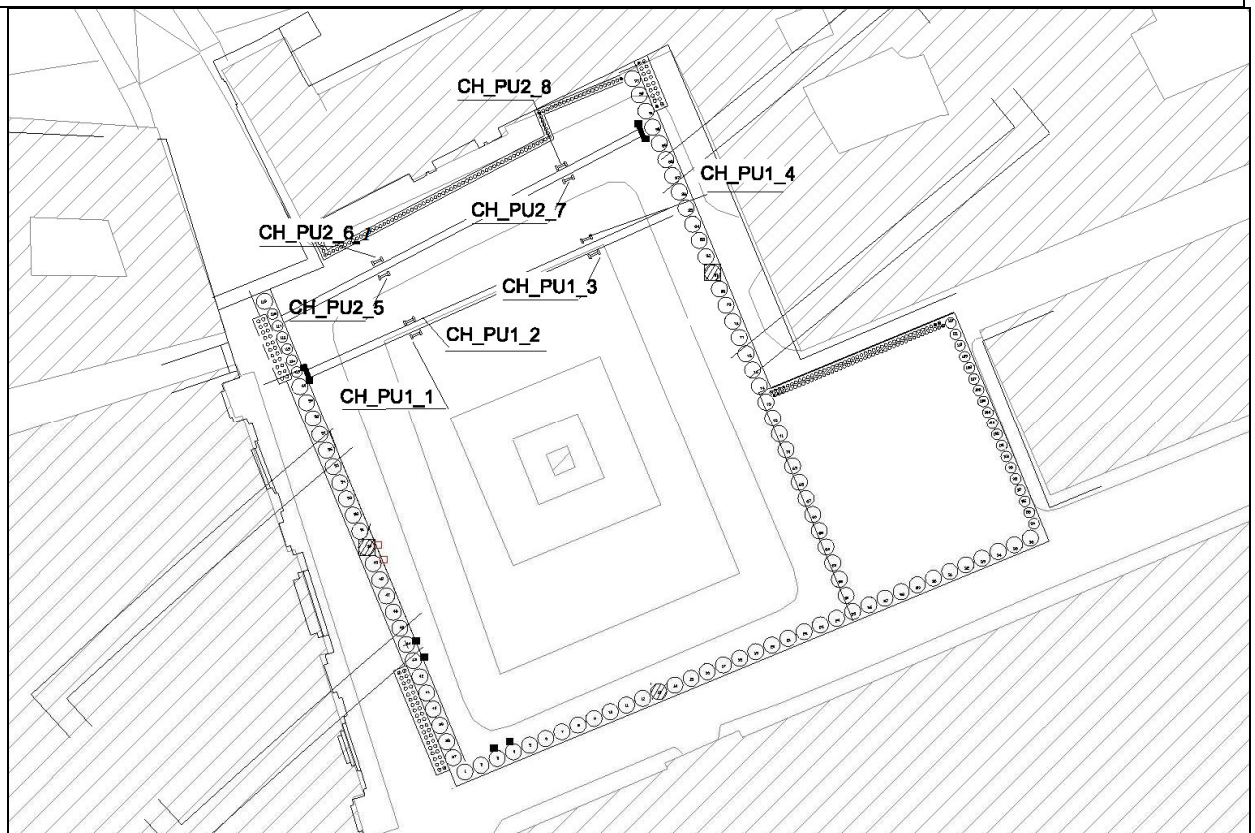
La barretta estensimetrica a c.v. CH_P81_S4 dalla data 25/03/10 non restituisce segnale

Le restanti barrette estensimetriche restituiscono valore discontinuo dal 20/04/2011

L'ultima misura disponibile è riportata nel report APR 2011 con codifica: LM6 7FX 2C I 00

Puntoni strumentati

CH_PU1 CH_PU2



Affidabilità strumentale

A.T.I. LM6 – TreEsse

buono
da rivedere

da scartare

X

Congruenza progettuale

C.T. ATI LM6 – C.T.
Monitoraggio

congruente

non congruente, da valutare
non congruente con implicazioni
sulla sicurezza

NOTE

La Barretta estensimetrica CH_PU2_6 risulta danneggiata e non restituisce valore.

La Barretta estensimetrica CH_PU2_6_1 sostituisce la CH_PU2_6_1

Ubicazione STAZIONE CHIAIA

Opera \ \ Puntone 1

Strumento Barretta Est. per Metallo

Data posa in opera 14/09/2011

Data lettura di zero 14/09/2011

Ultima Misura 120 in data 24/06/2014

Lettura n°	DATA	CH_PU1_S1		CH_PU1_S2		CH_PU1_S3		CH_PU1_S4	
		Micro strain [µε]	Temp. [°C]	Micro strain [µε]	Temp. [°C]	Micro strain [µε]	Temp. [°C]	Micro strain [µε]	Temp. [°C]
68	17/4/13 11.30	-19,1	17,6	-32,1	17,0	-29,6	18,4	-41,4	17,9
69	2/5/13 11.00	-11,4	17,9	-38,6	17,8	-30,0	18,7	-60,9	18,3
70	7/5/13 11.30	-14,6	18,3	-50,0	18,2	-42,6	19,0	-36,9	18,6
71	16/5/13 11.00	-23,1	18,6	-55,6	18,4	-66,2	18,4	-45,5	18,9
72	21/5/13 10.30	-26,0	18,7	-51,6	18,4	-62,1	19,4	-39,0	19,1
73	28/5/13 10.40	-31,7	18,9	-61,3	18,6	-67,8	19,6	-43,4	19,4
74	4/6/13 11.00	-37,3	19,1	-71,9	18,4	-70,6	19,7	-49,9	19,2
75	13/6/13 11.30	-32,1	19,2	-66,6	18,5	-67,8	19,6	-39,4	19,4
76	19/6/13 11.00	-41,8	19,4	-72,3	18,7	-72,3	19,9	-41,0	19,6
77	25/6/13 11.45	-47,9	20,9	-71,9	20,4	-70,6	20,7	-84,5	17,7
78	4/7/13 12.15	-41,0	20,8	-70,2	20,2	-63,7	20,6	-79,2	17,8
79	11/7/13 11.00	-47,5	20,6	-76,7	20,0	-70,2	20,4	-77,6	17,6
80	18/7/13 10.00	-49,1	20,8	-67,4	20,1	-76,7	20,2	-83,3	17,8
81	25/7/13 10.50	-15,3	24,9	-35,3	23,4	-66,1	22,4	-55,2	19,1
82	1/8/13 12.45	5,8	27,3	-8,8	26,9	54,6	28,3	24,9	26,0
83	6/8/13 11.45	16,0	28,8	-1,1	28,2	70,0	28,9	41,2	28,0
84	29/8/13 11.00	9,1	28,9	-6,8	28,4	45,2	28,2	47,7	28,2
85	5/9/13 11.00	16,0	30,8	-0,2	30,6	63,2	31,0	56,2	30,9
86	12/9/13 11.30	1,0	28,9	4,6	29,0	47,3	28,7	42,0	28,4
87	18/9/13 11.00	3,8	26,8	1,8	27,1	39,9	27,1	61,9	26,7
88	25/9/13 10.00	-30,4	24,0	-32,0	24,0	29,3	23,9	46,8	23,8
89	9/10/13 11.00	-37,3	23,1	-38,9	22,1	31,8	23,1	51,7	22,2
90	14/10/13 11.30	-30,4	23,0	-39,3	22,4	38,7	23,0	53,3	22,0
91	25/10/13 11.00	-19,0	22,6	-19,8	22,0	43,5	22,4	68,7	21,6
92	29/10/13 11.30	-33,2	22,1	-18,2	21,8	50,8	22,0	72,0	21,2
93	7/11/13 11.00	-46,2	21,7	-17,8	21,5	58,1	21,6	74,0	20,7
94	12/11/13 11.30	-43,0	21,3	-14,6	21,1	57,3	21,2	78,4	20,4
95	19/11/13 11.00	-42,6	21,0	-11,7	21,0	58,9	21,0	91,0	20,1
96	5/12/13 14.00	-30,8	20,3	-4,4	20,6	71,9	20,4	101,2	19,6
97	10/12/13 12.30	-26,4	20,0	2,9	20,2	80,9	19,8	108,5	19,2
98	9/1/14 12.30	-41,4	18,1	13,4	19,4	92,6	19,1	123,1	18,4
99	13/1/14 12.00	-53,2	17,8	0,4	19,0	83,3	19,0	100,3	18,2
100	21/1/14 11.30	-72,7	15,2	-124,3	15,1	-6,5	17,3	4,0	16,3
101	4/2/14 11.00	-77,2	14,5	-130,0	14,3	-68,7	15,2	-52,8	15,3
102	11/2/14 11.30	-79,3	14,0	-126,8	13,9	-69,5	14,8	-89,4	14,3
103	18/2/14 11.00	-87,0	13,7	-126,4	13,6	-72,8	14,2	-89,0	14,0
104	25/2/14 10.00	-94,7	13,4	-124,8	13,4	-85,4	13,5	-91,4	13,8
105	4/3/14 10.00	-93,1	13,2	-117,0	13,7	-76,0	13,6	-78,4	14,2
106	11/3/14 12.00	-86,6	13,4	-123,9	13,8	-70,7	13,7	-76,8	14,0
107	18/3/14 11.30	-89,4	13,5	-122,3	13,6	-67,9	13,6	-75,2	13,8
108	25/3/14 12.00	-93,5	13,5	-125,2	13,7	-74,8	13,7	-73,6	13,6
109	3/4/14 11.00	-95,1	13,7	-126,8	13,9	-80,5	13,9	-82,1	13,9
110	9/4/14 12.00	-108,9	13,9	-131,2	14,2	-86,2	14,1	-90,6	14,2
111	18/4/14 11.00	-102,4	14,1	-126,0	14,3	-72,8	14,2	-97,1	14,0
112	29/4/14 11.30	-99,6	14,0	-120,7	14,4	-82,5	14,4	-95,9	14,1
113	8/5/14 11.00	-105,3	14,2	-134,5	14,6	-76,0	14,6	-85,3	14,3
114	15/5/14 10.00	-99,6	14,0	-132,9	14,4	-76,8	14,2	-79,7	14,1
115	20/5/14 11.00	-59,3	16,3	-118,2	16,6	-81,7	16,8	-93,4	16,3
116	27/5/14 11.00	-64,2	16,9	-110,5	16,9	-79,6	17,3	-94,2	16,9
117	3/6/14 11.00	-67,4	17,3	-110,9	17,2	-80,4	17,9	-95,0	17,5
118	10/6/14 11.00	-72,3	17,9	-118,6	17,9	-67,4	18,3	-110,5	17,9
119	16/6/14 11.00	-31,3	18,6	-96,3	18,4	-53,6	19,1	-73,5	18,6
120	24/6/14 11.00	-31,7	18,9	-99,5	18,8	-60,9	19,5	-80,0	19,4

Ubicazione STAZIONE CHIAIA

Opera \ \ Puntone 1

Strumento Barretta Est. per Metallo

Data posa in opera 14/09/2011

Data lettura di zero 14/09/2011

GRAFICO MICROSTRAIN

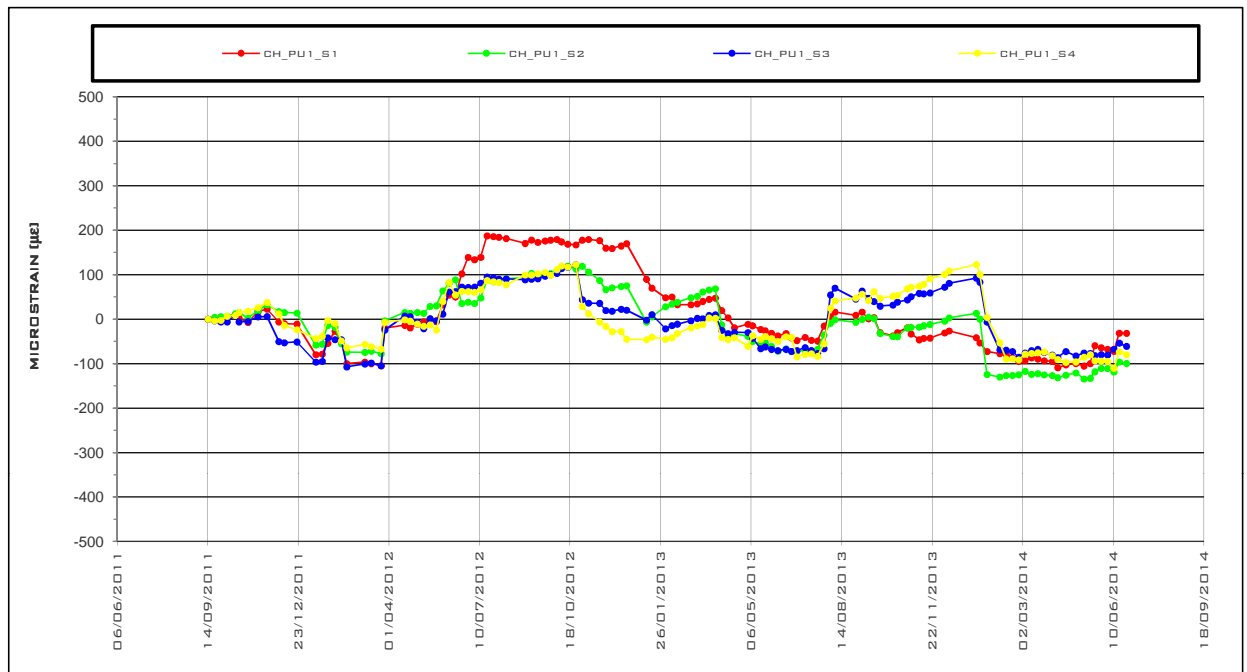
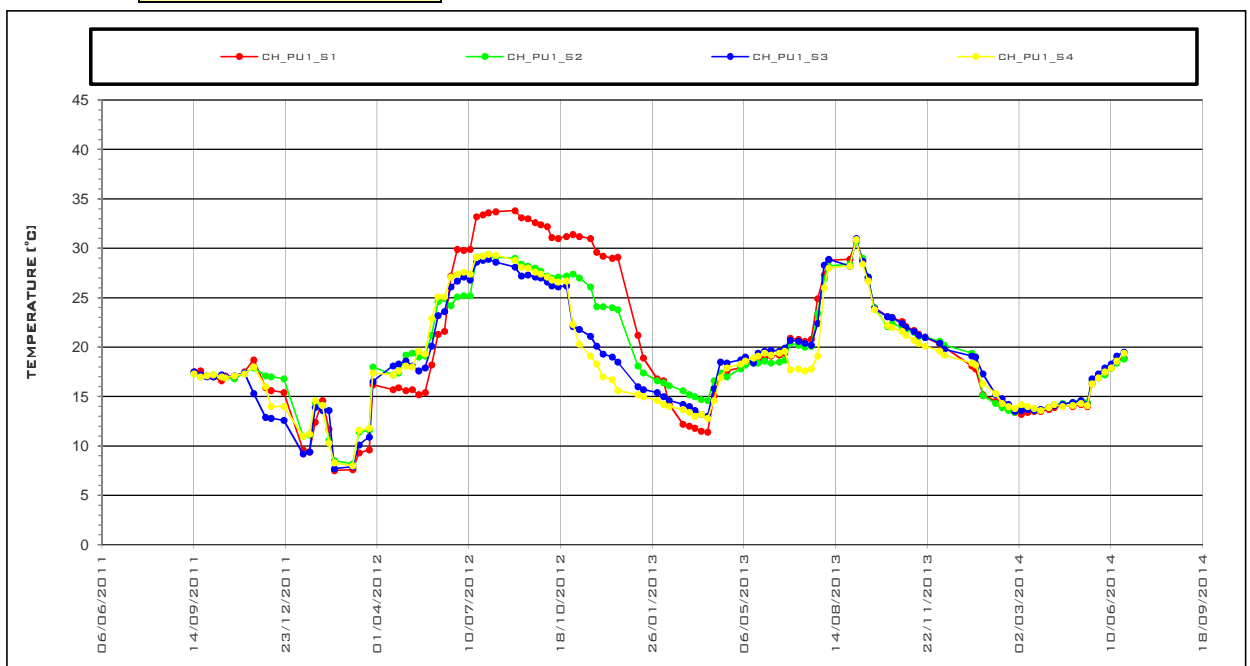
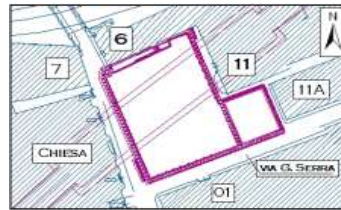


GRAFICO TEMPERATURE

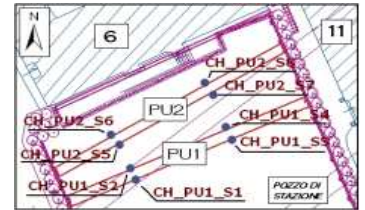


SCHEMA UBICAZIONE

STAZIONE CHIAIA



\ \ Puntone 1



Ubicazione STAZIONE CHIAIA

Opera \ \ Puntone 2

Strumento Barretta Est. per Metallo

Data posa in opera 14/09/2011

Data lettura di zero 14/09/2011

Ultima Misura 121 in data 24/06/2014

Lettura n°	DATA	CH_PU2_S5		CH_PU2_S6		CH_PU2_S6.1		CH_PU2_S7		CH_PU2_S8	
		Micro strain [µε]	Temp. [°C]	Micro strain [µε]	Temp. [°C]	Micro strain [µε]	Temp. [°C]	Micro strain [µε]	Temp. [°C]	Micro strain [µε]	Temp. [°C]
69	17/4/13 11.30	-70,3	19,0			-24,4	16,6	-82,9	18,4	-39,4	17,0
70	2/5/13 11.00	-103,2	19,3			-52,0	17,0	-92,6	18,6	-53,2	17,2
71	7/5/13 11.30	-128,3	19,9			-56,5	17,3	-88,9	18,9	-58,9	17,4
72	16/5/13 11.00	-134,0	20,1			-75,6	17,4	-93,4	19,2	-64,6	17,6
73	21/5/13 10.30	-131,2	20,0			-69,1	17,6	-89,4	19,2	-67,4	17,7
74	28/5/13 10.40	-134,0	20,1			-78,4	17,5	-97,9	19,5	-69,1	17,9
75	4/6/13 11.00	-131,2	20,0			-85,3	17,6	-84,5	19,6	-66,6	18,1
76	13/6/13 11.30	-124,7	20,2			-83,7	17,4	-79,2	19,7	-61,3	18,2
77	19/6/13 11.00	-134,0	20,1			-82,9	17,8	-78,8	19,4	-67,8	18,0
78	25/6/13 11.45	-134,8	20,7			-75,5	20,4	-88,9	19,9	-59,7	20,0
79	4/7/13 12.15	-134,4	20,4			-56,8	20,6	-86,1	19,8	-54,4	20,1
80	11/7/13 11.00	-145,0	20,2			-55,2	20,4	-96,7	19,6	-59,7	20,0
81	18/7/13 10.00	-146,6	20,4			-61,7	20,2	-101,9	19,5	-54,4	20,1
82	25/7/13 10.50	-120,6	23,2			-2,4	24,4	-107,2	20,4	-4,4	23,2
83	1/8/13 12.45	-65,3	27,4			18,8	26,8	-46,6	25,7	57,0	27,9
84	6/8/13 11.45	-55,1	28,9			56,6	28,9	-19,4	28,6	55,8	28,8
85	29/8/13 11.00	-67,3	28,9			26,6	29,1	-17,7	28,4	45,2	28,6
86	5/9/13 11.00	-54,2	31,3			36,7	31,6	-15,2	31,6	72,1	31,8
87	12/9/13 11.30	-74,2	29,0			13,5	28,7	-36,4	28,2	41,2	28,6
88	18/9/13 11.00	-89,2	27,1			11,5	26,2	-42,9	26,0	39,5	26,8
89	25/9/13 10.00	-109,2	23,8			9,8	23,4	-72,6	22,9	38,3	23,7
90	9/10/13 11.00	-88,9	22,8			13,9	22,4	-66,6	21,4	41,1	22,6
91	14/10/13 11.30	-89,7	22,4			15,5	22,2	-56,0	21,6	54,5	22,7
92	25/10/13 11.00	-86,5	22,0			25,2	22,0	-52,8	21,2	69,5	22,6
93	29/10/13 11.30	-80,8	21,8			30,9	21,8	-47,1	21,0	75,2	22,4
94	7/11/13 11.00	-76,3	21,5			35,4	21,5	-42,6	20,7	82,5	22,0
95	12/11/13 11.30	-66,2	21,0			42,7	21,1	-35,3	20,3	89,8	21,6
96	19/11/13 11.00	-76,7	20,8			45,5	21,0	-34,9	20,0	91,4	21,4
97	5/12/13 14.00	-75,9	20,2			56,1	20,2	-17,9	19,4	112,6	20,8
98	10/12/13 12.30	-69,8	19,7			65,0	19,6	-10,6	19,0	130,8	20,3
99	9/1/14 12.30	-52,8	19,1			84,9	18,9	8,1	18,2	148,7	19,1
100	13/1/14 12.00	-68,6	18,8			74,3	18,7	-2,4	18,0	135,7	18,7
101	21/1/14 11.30	-93,5	16,1			7,7	16,9	-71,9	16,3	30,4	16,4
102	4/2/14 11.00	-90,6	16,0			-57,7	15,2	-133,3	14,6	-37,0	15,2
103	11/2/14 11.30	-93,5	16,1			-78,5	14,5	-126,4	14,5	-86,2	14,5
104	18/2/14 11.00	-97,5	16,1			-89,8	13,9	-138,2	14,2	-61,4	14,2
105	25/2/14 10.00	-90,6	16,0			-104,1	13,4	-132,5	14,0	-56,1	14,3
106	4/3/14 10.00	-100,4	16,2			-100,8	13,0	-143,0	13,8	-65,5	14,2
107	11/3/14 12.00	-103,6	15,6			-102,9	12,5	-139,0	13,8	-70,7	14,1
108	18/3/14 11.30	-90,6	16,0			-121,1	12,0	-137,4	13,6	-76,0	14,0
109	25/3/14 12.00	-102,0	15,4			-122,0	11,6	-147,9	13,4	-83,7	13,7
110	3/4/14 11.00	-86,1	15,7			-133,3	12,0	-153,6	13,6	-92,3	14,0
111	9/4/14 12.00	-84,9	15,8			-140,6	12,4	-162,1	13,9	-106,1	14,2
112	18/4/14 11.00	-79,2	15,6			-151,2	12,2	-152,4	13,7	-111,4	14,1
113	29/4/14 11.30	-89,8	15,4			-155,7	12,5	-144,7	14,0	-121,1	14,3
114	8/5/14 11.00	-107,7	15,6			-167,0	12,9	-157,3	14,3	-126,8	14,5
115	15/5/14 10.00	-94,3	15,7			-160,5	13,1	-170,7	14,2	-121,1	14,3
116	20/5/14 11.00	-120,7	17,2			-44,7	15,6	-132,0	16,7	-58,1	16,8
117	27/5/14 11.00	-120,2	17,9			-41,5	16,2	-128,8	17,3	-57,7	17,5
118	3/6/14 11.00	-111,3	18,3			-41,1	16,9	-141,8	17,9	-62,6	18,1
119	10/6/14 11.00	-121,4	18,8			-47,1	17,4	-134,4	18,5	-58,1	18,8
120	16/6/14 11.00	-101,9	19,4			-17,9	17,8	-101,5	19,2	-22,7	19,7
121	24/6/14 11.00	-112,1	19,9			-36,2	18,3	-110,5	19,8	-39,8	20,3

Ubicazione STAZIONE CHIAIA

Opera \ \ Puntone 2

Strumento Barretta Est. per Metallo

Data posa in opera 14/09/2011

Data lettura di zero 14/09/2011

SCHEMA UBICAZIONE

STAZIONE CHIAIA

\ \ Puntone 2

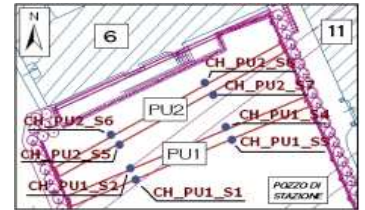
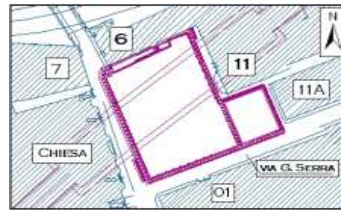


GRAFICO MICROSTRAIN

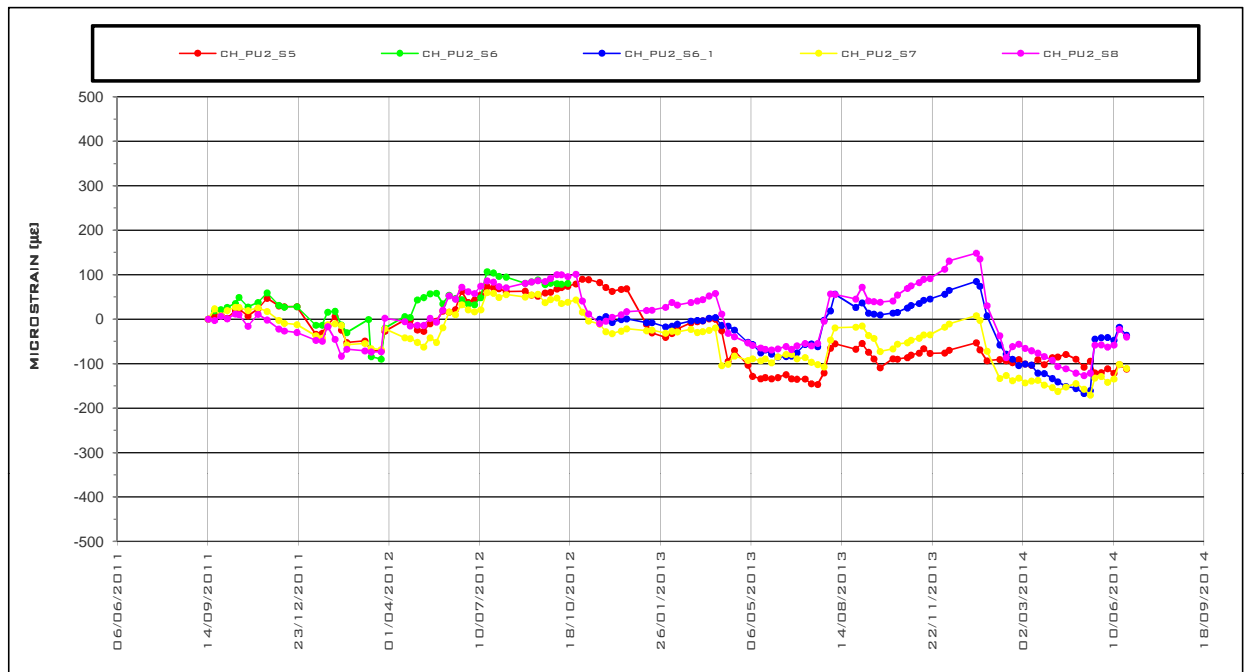
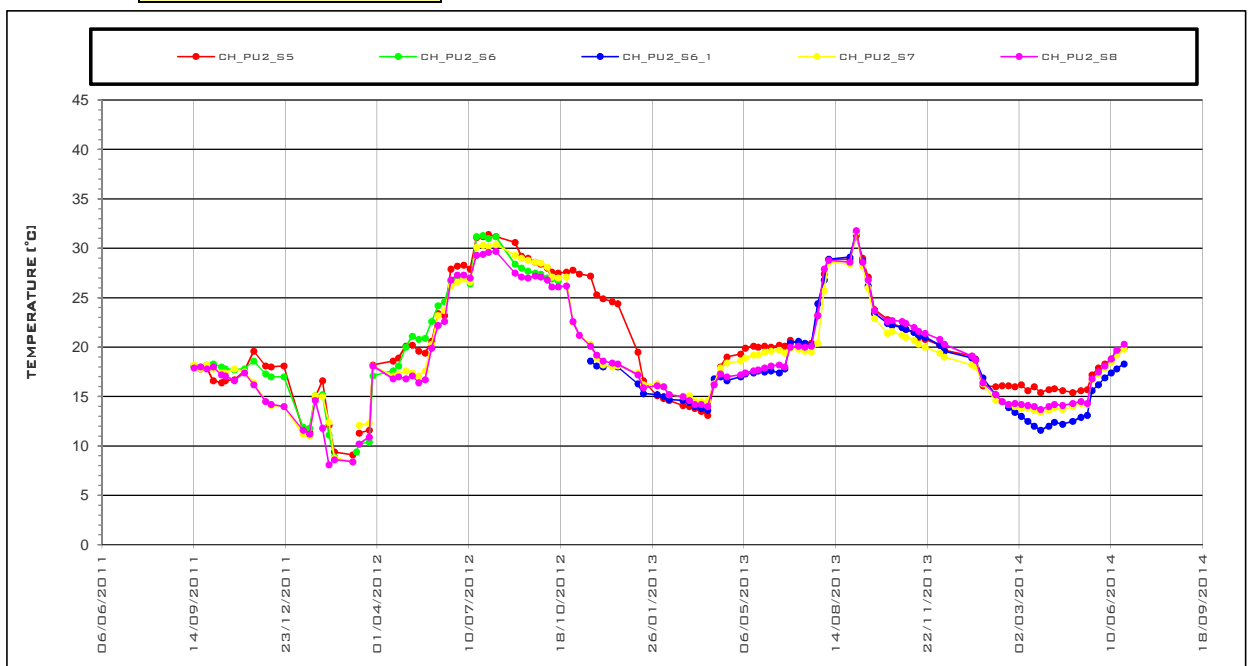



GRAFICO TEMPERATURE



 Ansaldo STS A Finmeccanica Company	LINEA 6 METROPOLITANA DI NAPOLI - PROGETTO ESECUTIVO <i>OPERE CIVILI - MONITORAGGIO GEOTECNICO GEOREFERENZIATO</i> <i>REPORT DELLE MISURE - STAZIONE CHIAIA</i>	LM6 7FX 2C I 33 Data: 27/06/14 Metropolitana di Napoli A.T.I. LM6 TreEsse Engineering S.r.l.
---	--	---

9. MISURE GEOTECNICHE – CELLE DI CARICO TOROIDALI

Le celle di carico toroidali a compressione, costituite da un anello di acciaio di diverso diametro in funzione alla tipologia di utilizzo, trovano applicazione nel controllo della tesatura di tiranti o di bulloni per chiodature in roccia o nel terreno; servono inoltre per tenere sotto controllo gli stessi durante il servizio evidenziando eventuali rilasci o sovraccarichi tensionali.

Le celle, sottoposte ad un carico, subiscono una deformazione che viene rilevata dagli estensimetri, i quali variando il loro valore di resistenza, generano in uscita un segnale elettrico proporzionale al carico applicato.


 Ansaldo STS A Finmeccanica Company	LINEA 6 METROPOLITANA DI NAPOLI - PROGETTO ESECUTIVO OPERE CIVILI - MONITORAGGIO GEOTECNICO GEOREFERENZIATO REPORT DELLE MISURE - STAZIONE CHIAIA	LM6 7FX 2C I 33 Data: 27/06/14 Metropolitana di Napoli A.T.I. LM6 TreEsse Engineering S.r.l.
--	--	---

Tabelle riepilogative per le Celle di Carico toroidali installate in cantiere.

Tabella Celle di Carico Primo Ordine di Tiranti

NOME	TIPOLOGIA STRUMENTO	DATA INSTALLAZIONE	DISPONIBILITA' LETTURA			NOTE
			DATA LETTURA DI ZERO	PERIODO INTERRUZIONE	DATA FINE ATTIVITA'	
CH_CC1	CC.TOROIDALI	16/05/11	16/05/11			
CH_CC2	CC.TOROIDALI	16/05/11	16/05/11			
CH_CC3	CC.TOROIDALI	16/05/11	16/05/11			
CH_CC4	CC.TOROIDALI	16/05/11	16/05/11			

Tabella Celle di Carico Secondo Ordine di Tiranti

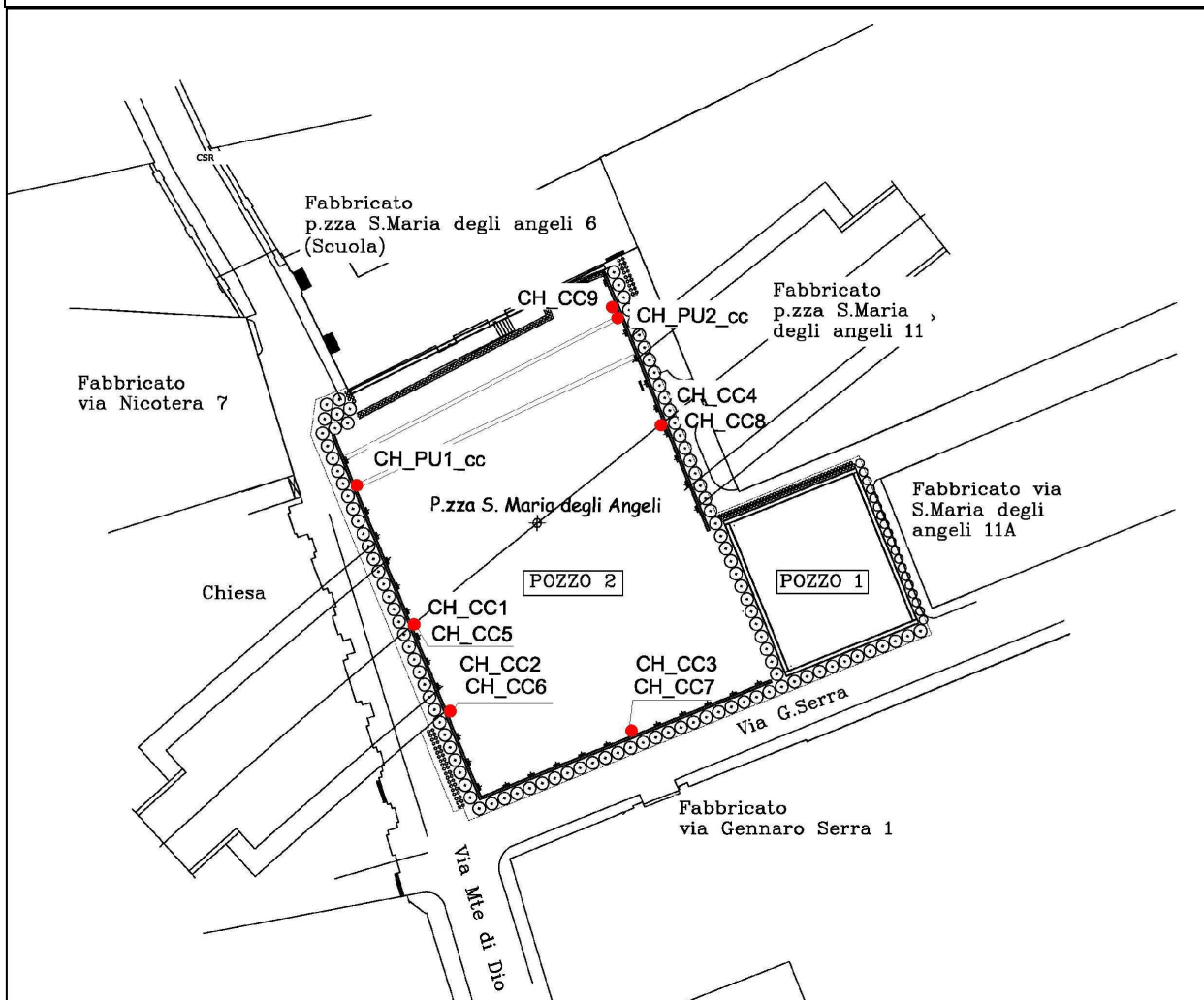
Tabella Cella di Carico Secondo Ordine di Tiranti						
NOME	TIPOLOGIA STRUMENTO	DATA INSTALLAZIONE	DISPONIBILITA' LETTURA			NOTE
			DATA LETTURA DI ZERO	PERIODO INTERRUZIONE	DATA FINE ATTIVITA'	
SECONDO ORDINE DI TIRANTI						
CH_CC5	CC. TOROIDALI	02/08/11	02/08/11			
CH_CC6	CC. TOROIDALI	02/08/11	02/08/11			
CH_CC7	CC. TOROIDALI	16/05/11	19/07/11			
CH_CC8	CC. TOROIDALI	16/05/11	19/07/11			
CH_CC9	CC. TOROIDALI	02/04/12	02/04/12			

Tabella Celle di Carico Puntoni

Tabella Conto di Carico Puntoni						
NOME	TIPOLOGIA STRUMENTO	DATA INSTALLAZIONE	DISPONIBILITA' LETTURA			NOTE
			DATA LETTURA DI ZERO	PERIODO INTERRUZIONE	DATA FINE ATTIVITA'	
PUNTONI						
CH_PU1_CC	CC. TOROIDALI	14/09/11	14/09/11			
CH_PU2_CC	CC. TOROIDALI	14/09/11	14/09/11			

Celle di Carico

CH_CC1-9 / CH_PU1-2_CC



Affidabilità strumentale
A.T.I. LM6 – TreEsse

buono
da rivedere
da scartare

X

Congruenza progettuale
C.T. ATI LM6 – C.T. Monitoraggio

congruente
non congruente, da valutare
non congruente con implicazioni sulla
sicurezza

NOTE


TABULATI
Ubicazione STAZIONE CHIAIA

Tipo Strumento Cella di Carico

Posizione \ \ 1° Ordine Di Tiranti

Data posa in opera 16/05/2011

Data lettura di zero 16/06/2011

Ultima **misura** **148** **in data** **19/06/2014**

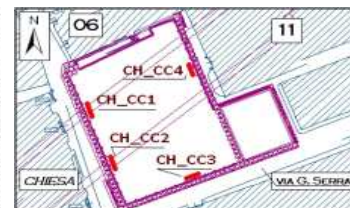
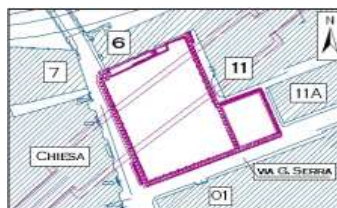
Lettura n°	DATA	CH_CC1		CH_CC2		CH_CC3		CH_CC4	
		Δ Carico [kN]	Carico [kN]	Δ Carico [kN]	Carico [kN]	Δ Carico [kN]	Carico [kN]	Δ Carico [kN]	Carico [kN]
95	10/04/2013 10.15	-25,00	275,97	-15,01	285,07	-7,00	322,53	3,50	289,38
96	17/04/2013 10.00	-25,50	275,47	-14,51	285,57	-7,00	322,53	3,00	288,88
97	24/04/2013 11.30	-25,00	275,97	-14,01	286,07	-6,50	323,03	4,00	289,88
98	02/05/2013 10.30	-26,00	274,97	-13,51	286,58	-7,50	322,03	4,50	290,38
99	07/05/2013 10.30	-24,50	276,47	-14,51	285,57	-7,00	322,53	5,00	290,88
100	16/05/2013 11.30	-24,00	276,97	-14,01	286,07	-6,50	323,03	4,00	289,88
101	21/05/2013 10.30	-25,00	275,97	-13,51	286,58	-6,00	323,53	4,50	290,38
102	28/05/2013 11.30	-26,00	274,97	-14,01	286,07	-6,50	323,03	4,00	289,88
103	04/06/2013 11.00	-25,50	275,47	-15,01	285,07	-7,50	322,03	4,50	290,38
104	13/06/2013 11.30	-25,00	275,97	-14,51	285,57	-8,50	321,03	5,00	290,88
105	19/06/2013 11.00	-24,50	276,47	-14,01	286,07	-9,50	320,03	5,50	291,38
106	25/06/2013 11.30	-23,50	277,47	-13,51	286,58	-10,00	319,53	6,50	292,38
107	04/07/2013 12.00	-23,00	277,97	-12,01	288,08	-9,50	320,03	7,00	292,88
108	11/07/2013 11.00	-23,00	277,97	-14,01	286,07	-9,00	320,53	6,50	292,38
109	18/07/2013 10.30	-22,50	278,47	-13,01	287,08	-9,50	320,03	7,00	292,88
110	25/07/2013 11.30	-21,50	279,47	-12,01	288,08	-8,50	321,03	6,00	291,88
111	01/08/2013 12.30	-23,00	277,97	-13,51	286,58	-9,50	320,03	5,50	291,38
112	06/08/2013 12.30	-22,50	278,47	-14,01	286,07	-9,00	320,53	6,00	291,88
113	29/08/2013 12.30	-24,00	276,97	-15,01	285,07	-8,50	321,03	5,00	290,88
114	05/09/2013 10.30	-26,00	274,97	-17,01	283,07	-9,50	320,03	4,00	289,88
115	12/09/2013 11.00	-25,00	275,97	-18,01	282,07	-8,50	321,03	5,00	290,88
116	18/09/2013 11.30	-24,00	276,97	-19,01	281,07	-9,00	320,53	5,50	291,38
117	25/09/2013 11.30	-23,00	277,97	-16,01	284,07	-7,50	322,03	7,50	293,38
118	09/10/2013 10.30	-24,00	276,97	-17,01	283,07	-8,50	321,03	7,00	292,88
119	14/10/2013 10.30	-23,50	277,47	-15,01	285,07	-7,50	322,03	6,00	291,88
120	25/10/2013 11.30	-22,50	278,47	-14,01	286,07	-6,50	323,03	5,00	290,88
121	29/10/2013 11.00	-23,00	277,97	-13,51	286,58	-7,00	322,53	4,50	290,38
122	07/11/2013 11.00	-21,00	279,97	-13,01	287,08	-6,50	323,03	5,50	291,38
123	12/11/2013 10.30	-20,00	280,97	-12,01	288,08	-4,50	325,03	6,50	292,38
124	19/11/2013 11.00	-19,50	281,47	-11,01	289,08	-3,50	326,03	7,50	293,38
125	05/12/2013 11.00	-21,00	279,97	-13,01	287,08	-4,50	325,03	6,00	291,88
126	12/12/2013 10.30	-20,00	280,97	-12,01	288,08	-5,50	324,03	4,00	289,88
127	09/01/2014 11.00	-19,50	281,47	-10,51	289,58	-4,50	325,03	6,00	291,88
128	15/01/2014 10.30	-19,00	281,97	-10,01	290,08	-5,00	324,53	6,50	292,38
129	21/01/2014 11.00	-20,00	280,97	-9,51	290,58	-5,50	324,03	7,00	292,88
130	04/02/2014 11.30	-21,00	279,97	-10,51	289,58	-6,00	323,53	6,00	291,88
131	13/02/2014 11.00	-20,50	280,47	-10,01	290,08	-6,50	323,03	6,50	292,38
132	18/02/2014 11.00	-20,00	280,97	-9,51	290,58	-6,00	323,53	5,50	291,38
133	27/02/2014 11.00	-21,00	279,97	-11,01	289,08	-7,00	322,53	6,50	292,38
134	06/03/2014 11.00	-20,50	280,47	-10,51	289,58	-8,50	321,03	5,50	291,38
135	11/03/2014 12.00	-19,50	281,47	-10,01	290,08	-8,00	321,53	6,00	291,88
136	20/03/2014 11.00	-20,00	280,97	-9,51	290,58	-7,50	322,03	6,50	292,38
137	27/03/2014 14.00	-21,00	279,97	-9,00	291,08	-8,50	321,03	5,00	290,88
138	01/04/2014 10.30	-20,50	280,47	-8,50	291,58	-9,50	320,03	4,00	289,88
139	07/04/2014 12.00	-19,50	281,47	-10,01	290,08	-7,50	322,03	5,50	291,38
140	16/04/2014 12.00	-20,00	280,97	-9,51	290,58	-7,00	322,53	5,00	290,88
141	29/04/2014 11.00	-21,00	279,97	-9,00	291,08	-8,00	321,53	4,00	289,88
142	06/05/2014 11.00	-20,00	280,97	-8,50	291,58	-7,50	322,03	5,00	290,88
143	13/05/2014 11.00	-21,00	279,97	-9,51	290,58	-8,50	321,03	4,50	290,38
144	20/05/2014 11.00	-22,00	278,97	-10,01	290,08	-9,50	320,03	4,00	289,88
145	29/05/2014 11.00	-22,50	278,47	-11,01	289,08	-10,50	319,03	3,50	289,38
146	03/06/2014 11.00	-23,00	277,97	-11,51	288,58	-11,50	318,03	4,00	289,88
147	10/06/2014 11.00	-24,00	276,97	-12,01	288,08	-12,00	317,53	4,00	289,88
148	19/06/2014 11.00	-24,50	276,47	-13,01	287,08	-12,50	317,03	2,50	288,38



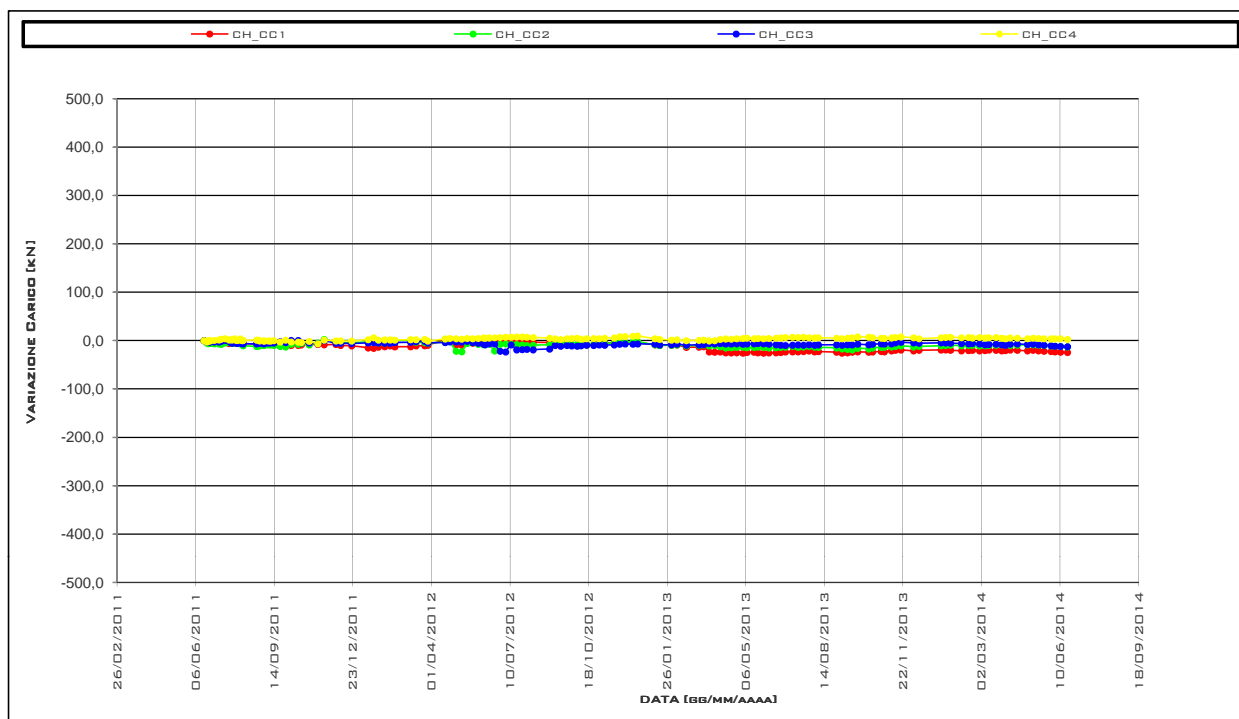
SCHEMA UBICAZIONE

STAZIONE CHIAIA

\\ 1° Ordine Di Tiranti



Ubicazione STAZIONE CHIAIA
Tipo Strumento Cella di Carico
Posizione \\ 1° Ordine Di Tiranti
Data posa in opera 16/05/2011
Data lettura di zero 16/06/2011




TABULATI
Ubicazione STAZIONE CHIAIA

Tipo Strumento Cella di Carico

Posizione \ \ 2° Ordine Di Tiranti

Data posa in opera 02/08/2011

Data lettura di zero 02/08/2011

**Ultima
misura**

140

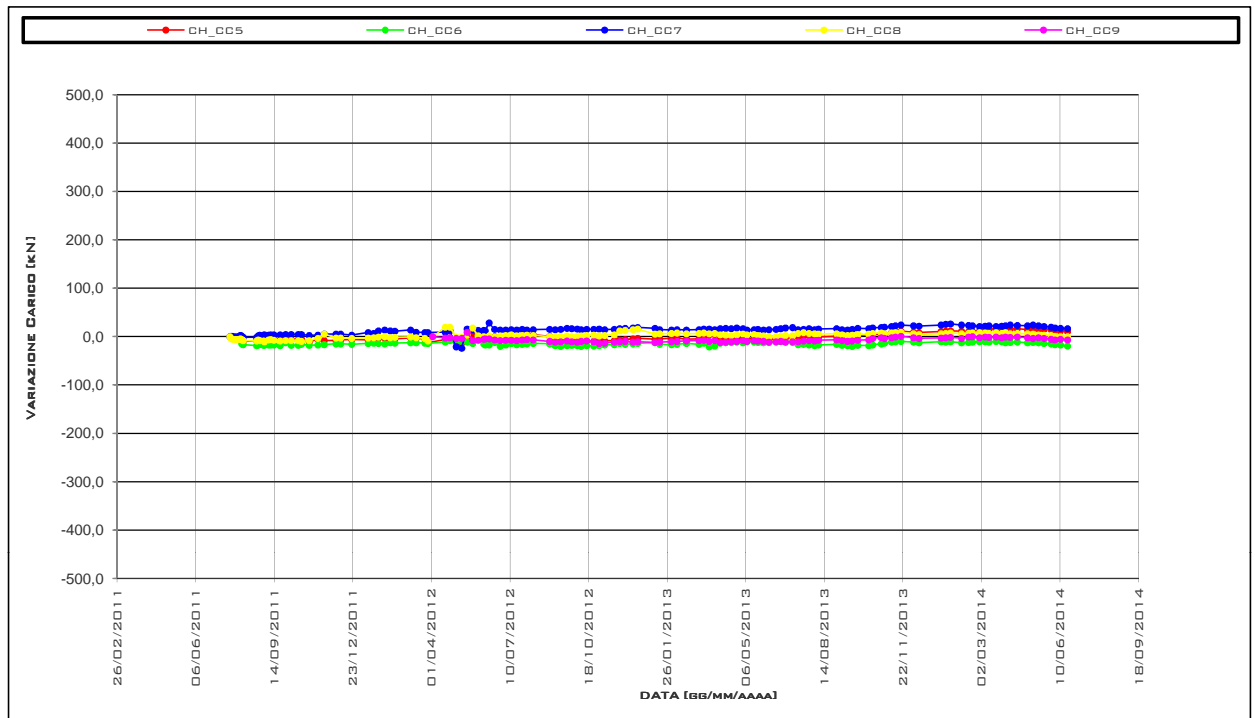
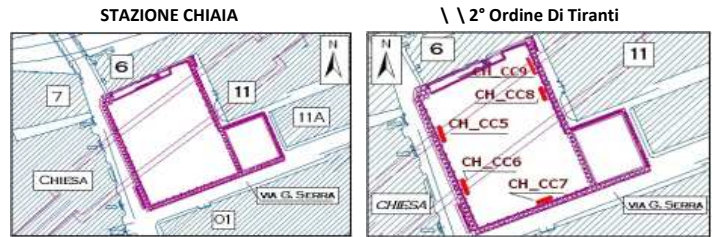
in data

19/06/2014

Lettura n°	DATA	CH_CC5		CH_CC6		CH_CC7		CH_CC8		CH_CC9	
		Δ Carico [kN]	Carico [kN]	Δ Carico [kN]	Carico [kN]	Δ Carico [kN]	Carico [kN]	Δ Carico [kN]	Carico [kN]	Δ Carico [kN]	Carico [kN]
87	10/04/2013 10.15	-5,25	533,81	-12,75	510,21	17,25	498,68	3,00	364,34	-11,25	390,00
88	17/04/2013 10.00	-4,50	534,56	-12,00	510,96	16,50	497,93	2,25	363,59	-10,50	390,75
89	24/04/2013 11.00	-3,75	535,31	-11,25	511,71	18,00	499,43	3,75	365,09	-9,75	391,50
90	02/05/2013 10.30	-5,25	533,81	-12,75	510,21	16,50	497,93	5,25	366,59	-8,25	393,00
91	07/05/2013 10.30	-4,50	534,56	-10,50	512,46	13,50	494,93	3,75	365,09	-9,75	391,50
92	16/05/2013 11.30	-3,75	535,31	-11,25	511,71	14,25	495,68	4,50	365,84	-8,25	393,00
93	21/05/2013 10.30	-5,25	533,81	-12,00	510,96	15,00	496,43	2,25	363,59	-9,00	392,25
94	28/05/2013 11.30	-6,75	532,31	-12,75	510,21	13,50	494,93	1,50	362,84	-9,75	391,50
95	04/06/2013 11.00	-6,00	533,06	-12,00	510,96	14,25	495,68	-0,75	360,59	-11,25	390,00
96	13/06/2013 11.30	-4,50	534,56	-11,25	511,71	15,00	496,43	0,00	361,34	-10,50	390,75
97	19/06/2013 11.00	-3,75	535,31	-9,75	513,21	16,50	497,93	0,75	362,09	-9,75	391,50
98	25/06/2013 11.30	-2,25	536,81	-11,25	511,71	18,00	499,43	2,25	363,59	-11,25	390,00
99	04/07/2013 12.30	-0,75	538,31	-12,00	510,96	18,75	500,18	1,50	362,84	-10,50	390,75
100	11/07/2013 11.00	0,00	539,06	-16,50	506,46	14,25	495,68	6,75	368,09	-10,50	390,75
101	18/07/2013 10.00	0,75	539,81	-15,75	507,21	15,00	496,43	8,25	369,59	-9,00	392,25
102	25/07/2013 11.00	1,50	540,56	-17,25	505,71	16,50	497,93	6,75	368,09	-8,25	393,00
103	01/08/2013 12.30	-0,75	538,31	-18,75	504,21	14,25	495,68	6,00	367,34	-9,00	392,25
104	06/08/2013 12.30	-0,75	538,31	-17,25	505,71	15,75	497,18	5,25	366,59	-7,50	393,75
105	29/08/2013 12.30	0,75	539,81	-15,75	507,21	16,50	497,93	6,00	367,34	-6,75	394,50
106	05/09/2013 10.30	0,00	539,06	-18,00	504,96	14,25	495,68	3,75	365,09	-8,25	393,00
107	12/09/2013 11.00	-0,75	538,31	-18,75	504,21	13,50	494,93	2,25	363,59	-9,75	391,50
108	18/09/2013 10.30	0,00	539,06	-20,25	502,71	15,00	496,43	3,00	364,34	-9,00	392,25
109	25/09/2013 10.30	2,25	541,31	-18,00	504,96	17,25	498,68	4,50	365,84	-7,50	393,75
110	09/10/2013 10.30	3,75	542,81	-18,75	504,21	16,50	497,93	5,25	366,59	-6,75	394,50
111	14/10/2013 10.00	5,25	544,31	-17,25	505,71	18,00	499,43	6,75	368,09	-3,75	397,50
112	25/10/2013 10.00	4,50	543,56	-15,00	507,96	18,75	500,18	7,50	368,84	-2,25	399,00
113	29/10/2013 10.30	5,25	544,31	-13,50	509,46	19,50	500,93	6,00	367,34	-3,75	397,50
114	07/11/2013 10.30	8,25	547,31	-11,25	511,71	21,00	502,43	7,50	368,84	-2,25	399,00
115	12/11/2013 10.30	9,75	548,81	-10,50	512,46	22,50	503,93	8,25	369,59	-0,75	400,50
116	19/11/2013 11.00	11,25	550,31	-9,75	513,21	24,00	505,43	9,00	370,34	0,75	402,00
117	05/12/2013 10.00	9,00	548,06	-11,25	511,71	22,50	503,93	6,00	367,34	-2,25	399,00
118	12/12/2013 10.30	8,25	547,31	-12,75	510,21	21,75	503,18	4,50	365,84	-3,75	397,50
119	09/01/2014 11.00	10,50	549,56	-10,50	512,46	24,00	505,43	6,00	367,34	-3,00	398,25
120	15/01/2014 10.30	11,25	550,31	-11,25	511,71	25,50	506,93	6,75	368,09	-2,25	399,00
121	21/01/2014 11.30	12,00	551,06	-10,50	512,46	26,25	507,68	7,50	368,84	-1,50	399,75
122	04/02/2014 11.00	11,25	550,31	-12,75	510,21	24,00	505,43	6,00	367,34	-3,75	397,50
123	13/02/2014 11.00	9,75	548,81	-12,00	510,96	23,25	504,68	6,75	368,09	-0,75	400,50
124	18/02/2014 11.00	10,50	549,56	-11,25	511,71	22,50	503,93	7,50	368,84	0,00	401,25
125	27/02/2014 11.00	11,25	550,31	-10,50	512,46	21,00	502,43	8,25	369,59	-2,25	399,00
126	06/03/2014 11.00	12,75	551,81	-10,50	512,46	21,75	503,18	7,50	368,84	-0,75	400,50
127	11/03/2014 12.00	15,00	554,06	-11,25	511,71	22,50	503,93	6,75	368,09	-1,50	399,75
128	20/03/2014 11.00	16,50	555,56	-9,75	513,21	21,00	502,43	8,25	369,59	-0,75	400,50
129	27/03/2014 14.00	15,75	554,81	-10,50	512,46	21,75	503,18	6,75	368,09	-2,25	399,00
130	01/04/2014 10.30	15,00	554,06	-12,75	510,21	22,50	503,93	8,25	369,59	-0,75	400,50
131	07/04/2014 12.00	15,75	554,81	-12,00	510,96	24,00	505,43	6,00	367,34	-1,50	399,75
132	16/04/2014 12.00	16,50	555,56	-11,25	511,71	23,25	504,68	6,75	368,09	-0,75	400,50
133	29/04/2014 11.00	14,25	553,31	-12,75	510,21	22,50	503,93	6,00	367,34	-2,25	399,00
134	06/05/2014 11.00	16,50	555,56	-12,00	510,96	24,00	505,43	5,25	366,59	-3,75	397,50
135	13/05/2014 11.00	15,75	554,81	-12,75	510,21	22,50	503,93	3,75	365,09	-2,25	399,00
136	20/05/2014 11.00	15,00	554,06	-14,25	508,71	21,00	502,43	3,00	364,34	-3,75	397,50
137	29/05/2014 11.00	14,25	553,31	-15,00	507,96	19,50	500,93	2,25	363,59	-5,25	396,00
138	03/06/2014 11.00	12,75	551,81	-16,50	506,46	18,00	499,43	0,75	362,09	-6,75	394,50
139	10/06/2014 11.00	12,00	551,06	-17,25	505,71	17,25	498,68	0,00	361,34	-5,25	396,00
140	19/06/2014 11.00	10,50	549,56	-19,50	503,46	16,50	497,93	0,00	361,34	-6,75	394,50

SCHEMA UBICAZIONE

Ubicazione STAZIONE CHIAIA
Tipo Strumento Cella di Carico
Posizione \ \ 2° Ordine Di Tiranti
Data posa in opera 02/08/2011
Data lettura di zero 02/08/2011




TABULATI
Ubicazione STAZIONE CHIAIA

Tipo Strumento Cella di Carico

Posizione \ \ Puntoni

Data posa in opera 14/09/2011

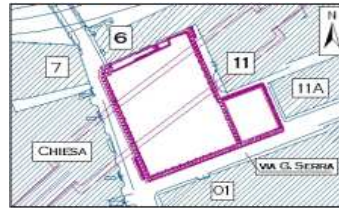
Data lettura di zero 14/09/2011

**Ultima
misura**
121
in data
19/06/2014

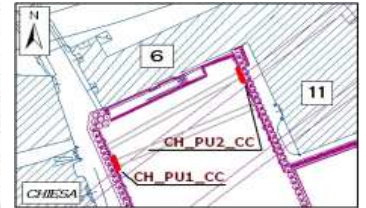
Lettura n°	DATA	CH_PU1_CC		CH_PU2_CC	
		Δ Carico [kN]	Carico [kN]	Δ Carico [kN]	Carico [kN]
68	10/04/2013 10.30	149,97	453,19	101,25	677,29
69	17/04/2013 10.00	146,97	450,19	99,00	675,04
70	24/04/2013 11.00	147,72	450,94	100,50	676,54
71	02/05/2013 10.30	141,72	444,94	101,25	677,29
72	07/05/2013 10.30	139,47	442,69	102,00	678,04
73	16/05/2013 10.30	140,22	443,44	100,50	676,54
74	21/05/2013 10.30	139,47	442,69	102,00	678,04
75	28/05/2013 11.30	140,97	444,19	100,50	676,54
76	04/06/2013 12.00	140,22	443,44	99,75	675,79
77	13/06/2013 11.00	141,72	444,94	100,50	676,54
78	19/06/2013 11.00	139,47	442,69	102,00	678,04
79	25/06/2013 11.30	136,47	439,69	100,50	676,54
80	04/07/2013 12.30	137,97	441,19	101,25	677,29
81	11/07/2013 12.30	136,47	439,69	103,50	679,54
82	18/07/2013 11.30	138,72	441,94	100,50	676,54
83	25/07/2013 11.00	132,73	435,94	99,00	675,04
84	01/08/2013 12.30	131,98	435,19	94,50	670,54
85	06/08/2013 12.30	133,48	436,69	83,25	659,29
86	29/08/2013 12.30	134,22	437,44	84,75	660,79
87	05/09/2013 10.30	131,98	435,19	80,25	656,29
88	12/09/2013 11.00	131,23	434,44	77,25	653,29
89	18/09/2013 10.30	131,98	435,19	74,25	650,29
90	25/09/2013 10.30	130,48	433,69	72,00	648,04
91	09/10/2013 11.30	131,23	434,44	71,25	647,29
92	14/10/2013 11.30	132,73	435,94	72,00	648,04
93	25/10/2013 11.30	134,22	437,44	72,75	648,79
94	29/10/2013 11.00	132,73	435,94	72,00	648,04
95	07/11/2013 10.00	134,22	437,44	72,75	648,79
96	12/11/2013 10.00	134,97	438,19	73,50	649,54
97	19/11/2013 11.00	135,72	438,94	74,25	650,29
98	05/12/2013 10.00	132,73	435,94	69,00	645,04
99	12/12/2013 10.30	134,97	438,19	66,00	642,04
100	09/01/2014 11.00	136,47	439,69	68,25	644,29
101	15/01/2014 10.30	137,22	440,44	69,00	645,04
102	21/01/2014 11.30	137,97	441,19	69,75	645,79
103	04/02/2014 11.00	135,72	438,94	68,25	644,29
104	13/02/2014 11.00	136,47	439,69	69,00	645,04
105	18/02/2014 11.00	137,22	440,44	70,50	646,54
106	27/02/2014 11.00	136,47	439,69	69,00	645,04
107	06/03/2014 11.00	137,22	440,44	69,75	645,79
108	11/03/2014 12.00	137,97	441,19	69,75	645,79
109	20/03/2014 11.00	138,72	441,94	70,50	646,54
110	27/03/2014 14.00	137,22	440,44	69,00	645,04
111	01/04/2014 10.30	135,72	438,94	70,50	646,54
112	07/04/2014 12.00	136,47	439,69	71,25	647,29
113	16/04/2014 12.00	137,22	440,44	72,00	648,04
114	29/04/2014 11.00	135,72	438,94	71,25	647,29
115	06/05/2014 11.30	134,97	438,19	70,50	646,54
116	13/05/2014 11.00	133,48	436,69	69,00	645,04
117	20/05/2014 11.00	131,98	435,19	67,50	643,54
118	29/05/2014 11.00	130,48	433,69	66,00	642,04
119	03/06/2014 11.00	129,73	432,94	66,00	642,04
120	10/06/2014 11.00	128,98	432,19	66,75	642,79
121	19/06/2014 11.00	130,48	433,69	65,25	641,29

SCHEMA UBICAZIONE

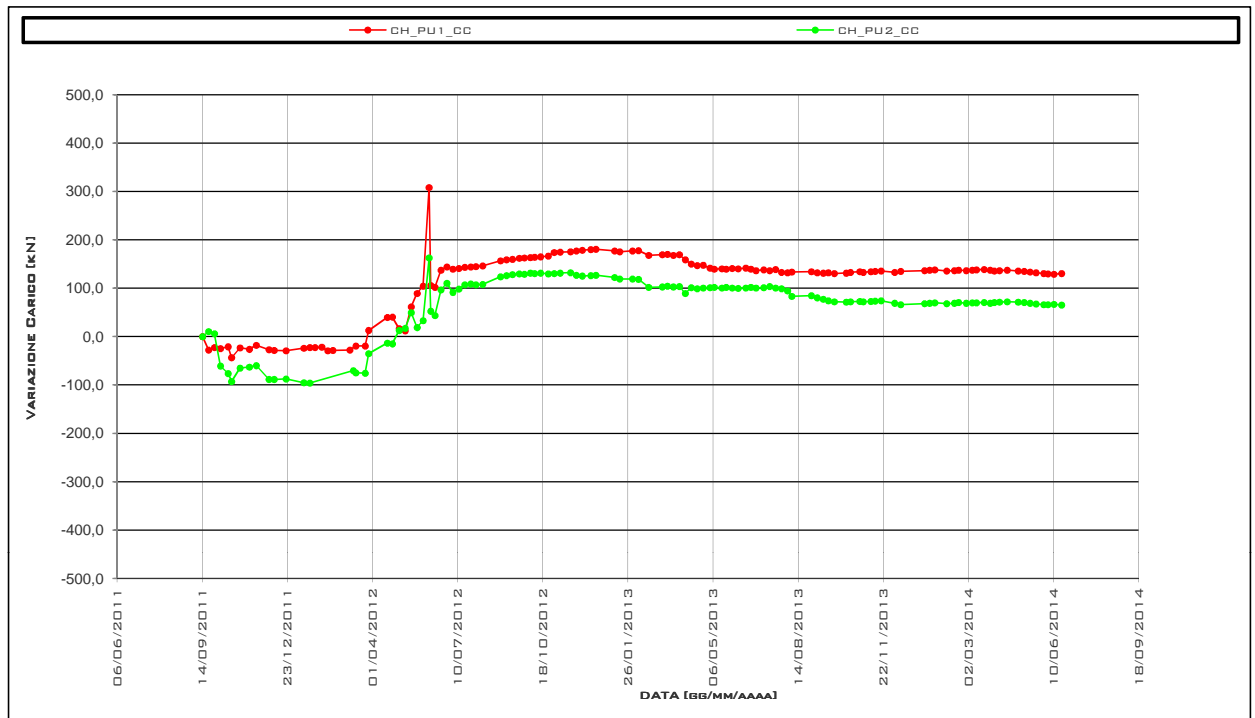
STAZIONE CHIAIA




\ \ Puntoni



Ubicazione STAZIONE CHIAIA
Tipo Strumento Cella di Carico
Posizione \ \ Puntoni
Data posa in opera 14/09/2011
Data lettura di zero 14/09/2011



 Ansaldo STS A Finmeccanica Company	LINEA 6 METROPOLITANA DI NAPOLI - PROGETTO ESECUTIVO <i>OPERE CIVILI - MONITORAGGIO GEOTECNICO GEOREFERENZIATO</i> <i>REPORT DELLE MISURE - STAZIONE CHIAIA</i>	LM6 7FX 2C I 33 Data: 27/06/14 Metropolitana di Napoli A.T.I. LM6 TreEsse Engineering S.r.l.
---	--	---

10. MISURE TOPOGRAFICHE – MIRE OTTICHE

Le Mire Ottiche, installate in prossimità delle travi di distribuzione dei carichi, che collegano i tiranti in testa, permettono di controllare in tali aree l'influenza delle lavorazioni, registrando eventuali variazioni di quota e spostamenti sul piano orizzontale. La misurazione verrà effettuata tramite Teodolite dall'ATI.


 Ansaldo STS A Finmeccanica Company	LINEA 6 METROPOLITANA DI NAPOLI - PROGETTO ESECUTIVO OPERE CIVILI - MONITORAGGIO GEOTECNICO GEOREFERENZIATO REPORT DELLE MISURE - STAZIONE CHIAIA	LM6 7FX 2C I 33 Data: 27/06/14 Metropolitana di Napoli A.T.I. LM6 TreEsse Engineering S.r.l.
--	--	---

Tabelle riepilogative per le Mire Ottiche installate in cantiere. Tabella Mire Ottiche Primo Ordine di Tiranti

NOME	TIPOLOGIA STRUMENTO	DATA INSTALLAZIONE	DISPONIBILITA' LETTURA			NOTE
			DATA LETTURA DI ZERO	PERIODO INTERRUZIONE	DATA FINE ATTIVITA'	
CH_MO1	M. OTTICHE		13/09/11			
CH_MO2	M. OTTICHE		13/09/11			
CH_MO3	M. OTTICHE		15/07/11			
CH_MO4	M. OTTICHE		15/07/11			
CH_MO5	M. OTTICHE		15/07/11			
CH_MO6	M. OTTICHE		15/07/11			
CH_MO7	M. OTTICHE		15/07/11			
CH_MO8	M. OTTICHE		15/07/11			
CH_MO9	M. OTTICHE		15/07/11			
CH_MO10	M. OTTICHE		15/07/11			
CH_MO11	M. OTTICHE		15/07/11			
CH_MO12	M. OTTICHE		15/07/11			
CH_MO13	M. OTTICHE		15/07/11			
CH_MO14	M. OTTICHE		19/07/11			
CH_MO15	M. OTTICHE		06/09/11			
CH_MO16	M. OTTICHE		06/09/11			

Tabella Mire Ottiche Secondo Ordine di Tiranti

NOME	TIPOLOGIA STRUMENTO	DATA INSTALLAZIONE	DISPONIBILITA' LETTURA			NOTE
			DATA LETTURA DI ZERO	PERIODO INTERRUZIONE	DATA FINE ATTIVITA'	
CH_MO17	M. OTTICHE		17/04/12			
CH_MO18	M. OTTICHE		17/04/12	Dal 28/02/14		
CH_MO19	M. OTTICHE		15/11/11			
CH_MO20	M. OTTICHE		15/11/11			
CH_MO21	M. OTTICHE		02/08/11			
CH_MO22	M. OTTICHE		02/08/11			
CH_MO23	M. OTTICHE		02/08/11			
CH_MO24	M. OTTICHE		02/08/11			
CH_MO25	M. OTTICHE		25/07/11			
CH_MO26	M. OTTICHE		25/07/11			
CH_MO27	M. OTTICHE		24/08/11			
CH_MO28	M. OTTICHE		24/08/11			
CH_MO29	M. OTTICHE		24/08/11			
CH_MO30	M. OTTICHE		24/08/11			
CH_MO31	M. OTTICHE		29/11/11	Dal 06/03/14		
CH_MO32	M. OTTICHE		29/11/11			



 Ansaldo STS A Finmeccanica Company	LINEA 6 METROPOLITANA DI NAPOLI - PROGETTO ESECUTIVO OPERE CIVILI - MONITORAGGIO GEOTECNICO GEOREFERENZIATO REPORT DELLE MISURE - STAZIONE CHIAIA	LM6 7FX 2C I 33 Data: 27/06/14 Metropolitana di Napoli A.T.I. LM6 TreEsse Engineering S.r.l.
--	--	---

Tabella Mire Ottiche Terzo e Quarto Ordine – Tufo e Mire Ottiche Supplementari

NOME	TIPOLOGIA STRUMENTO	DATA INSTALLAZIONE	DISPONIBILITA' LETTURA			NOTE
			DATA LETTURA DI ZERO	PERIODO INTERRUZIONE	DATA FINE ATTIVITA'	
CH_MO33	M. OTTICHE		12/07/12			
CH_MO34	M. OTTICHE		18/07/12			
CH_MO35	M. OTTICHE		13/09/12			
CH_MO36	M. OTTICHE		13/09/12		27/02/13	SOSTITUITA
CH_MO36A	M. OTTICHE		28/03/13			Sostituisce CH_MO36
CH_MO37	M. OTTICHE		18/09/12		13/06/13	SOSTITUITA
CH_MO37A	M. OTTICHE		01/07/13			Sostituisce CH_MO37
CH_MO38	M. OTTICHE		07/02/13			
CH_MO39	M. OTTICHE		07/02/13			
CH_MO40	M. OTTICHE		14/02/13		07/11/13	DIVELTA
CH_MO41	M. OTTICHE		05/03/13			
CH_MO42	M. OTTICHE		05/03/13			
CH_MO43	M. OTTICHE		05/03/13		31/10/13	DIVELTA
CH_MO44	M. OTTICHE		05/03/13		28/08/13	DIVELTA
CH_MO45	M. OTTICHE		28/03/13		15/01/14	DIVELTA
CH_MO46	M. OTTICHE		28/03/13			
CH_MO47	M. OTTICHE		28/03/13			
CH_MO48	M. OTTICHE		28/03/13			
CH_MO49	M. OTTICHE		28/03/13			
CH_MO50	M. OTTICHE		28/03/13			
CH_MO51	M. OTTICHE		03/04/13			
CH_MO52	M. OTTICHE		28/03/13			
CH_MO53	M. OTTICHE		28/03/13	Dal 28/02/14		
CH_MO54	M. OTTICHE		28/03/13			
CH_MO55	M. OTTICHE		28/03/13			
CH_MO56	M. OTTICHE		28/03/13			
CH_MO57	M. OTTICHE		28/03/13			
CH_MO58	M. OTTICHE		28/03/13			
CH_MO59	M. OTTICHE		28/03/13			
CH_MO60	M. OTTICHE		28/03/13			
CH_MO61	M. OTTICHE		28/03/13	Dal 28/02/14		
CH_MO62	M. OTTICHE		28/03/13			
CH_MO63	M. OTTICHE		28/03/13			
CH_MO64	M. OTTICHE		28/03/13			
CH_MO65	M. OTTICHE		06/02/14		24/03/14	DIVELTA
CH_MO66	M. OTTICHE		06/02/14			
CH_MO67	M. OTTICHE		06/02/14			
CH_MO68	M. OTTICHE		06/02/14			

 Ansaldo STS A Finmeccanica Company	LINEA 6 METROPOLITANA DI NAPOLI - PROGETTO ESECUTIVO OPERE CIVILI - MONITORAGGIO GEOTECNICO GEOREFERENZIATO REPORT DELLE MISURE - STAZIONE CHIAIA	LM6 7FX 2C I 33 Data: 27/06/14 Metropolitana di Napoli A.T.I. LM6 TreEsse Engineering S.r.l.
---	--	---

NOME	TIPOLOGIA STRUMENTO	DATA INSTALLAZIONE	DISPONIBILITA' LETTURA			NOTE
			DATA LETTURA DI ZERO	PERIODO INTERRUZIONE	DATA FINE ATTIVITA'	
CH_MO69	M. OTTICHE		06/02/14			
CH_MO70	M. OTTICHE		06/02/14			Urtata (17/03/14; 24/03/14)
CH_MO71	M. OTTICHE		12/02/14			
CH_MO72	M. OTTICHE		28/02/14			
CH_MO73	M. OTTICHE		06/03/14			
CH_MO74	M. OTTICHE		06/03/14			



Ubicazione STAZIONE CHIAIA

Opera \ \ Ordine di Tiranti \ 01-04

Tipo Strumento Mire Ottiche

Data posa in opera 13/09/2011

Data lettura di zero 13/09/2011

Ultima Misura 127 in data 26/06/2014

Lett. n°	DATA	CH_M01					CH_M02					CH_M03					CH_M04				
		Temp. Media [°C]	Quota [m]	Quota Spost. [mm]	Est. Spost. [mm]	Nord Spost. [mm]	Temp. Media [°C]	Quota [m]	Quota Spost. [mm]	Est. Spost. [mm]	Nord Spost. [mm]	Temp. Media [°C]	Quota [m]	Quota Spost. [mm]	Est. Spost. [mm]	Nord Spost. [mm]	Temp. Media [°C]	Quota [m]	Quota Spost. [mm]	Est. Spost. [mm]	Nord Spost. [mm]
37	20/06/2012 16.30	31.0	34.7	2.0	1.0	0.0	31.0	34.7	2.0	0.0	0.0	31.0	33.0	3.0	-1.0	-3.0	31.0	32.9	3.0	-3.0	-1.0
38	28/06/2012 08.30	28.0	34.7	2.0	0.0	0.0	28.0	34.7	1.0	-1.0	-1.0	28.0	33.0	3.0	-2.0	-2.0	28.0	32.9	2.0	-2.0	-1.0
39	04/07/2012 19.30	29.0	34.7	2.0	0.0	0.0	29.0	34.7	2.0	0.0	0.0	29.0	33.0	3.0	-2.0	-2.0	29.0	32.9	3.0	-2.0	-1.0
40	12/07/2012 08.30	25.0	34.7	1.0	2.0	1.0	25.0	34.7	2.0	1.0	1.0	25.0	33.0	3.0	-1.0	-2.0	25.0	32.9	2.0	-1.0	-1.0
41	18/07/2012 16.30	34.0	34.7	2.0	0.0	0.0	34.0	34.7	2.0	-1.0	-1.0	34.0	33.0	4.0	-2.0	-3.0	34.0	32.9	3.0	-2.0	-1.0
42	24/07/2012 09.00	23.0	34.7	0.0	0.0	1.0	23.0	34.7	0.0	1.0	0.0	23.0	33.0	2.0	-2.0	-3.0	23.0	32.9	2.0	-1.0	-1.0
43	01/08/2012 09.00	26.0	34.7	0.0	1.0	1.0	26.0	34.7	1.0	-1.0	0.0	26.0	33.0	2.0	-1.0	-2.0	26.0	32.9	1.0	0.0	0.0
44	09/08/2012 08.30	26.0	34.7	1.0	0.0	-1.0	26.0	34.7	2.0	0.0	0.0	26.0	33.0	3.0	-2.0	-3.0	26.0	32.9	3.0	-3.0	-1.0
45	29/08/2012 16.00	30.0	34.7	1.0	1.0	1.0	30.0	34.7	2.0	0.0	0.0	30.0	33.0	3.0	-1.0	-2.0	30.0	32.9	2.0	-2.0	-1.0
46	13/09/2012 15.00	22.0	34.7	1.0	0.0	0.0	22.0	34.7	2.0	-1.0	-1.0	22.0	33.0	3.0	-2.0	-2.0	22.0	32.9	3.0	-2.0	-1.0
47	18/09/2012 08.00	19.0	34.7	1.0	0.0	0.0	19.0	34.7	2.0	0.0	0.0	19.0	33.0	3.0	-2.0	-2.0	19.0	32.9	3.0	-1.0	0.0
48	26/09/2012 15.00	30.0	34.7	2.0	-1.0	-1.0	30.0	34.7	2.0	-1.0	0.0	30.0	33.0	4.0	-2.0	-3.0	30.0	32.9	4.0	-4.0	-2.0
49	04/10/2012 09.00	18.0	34.7	2.0	0.0	0.0	18.0	34.7	2.0	-1.0	-1.0	18.0	33.0	3.0	-3.0	-2.0	18.0	32.9	3.0	-3.0	-1.0
50	17/10/2012 08.30	14.0	34.7	2.0	-1.0	-1.0	14.0	34.7	2.0	-3.0	0.0	14.0	33.0	4.0	-4.0	-2.0	14.0	32.9	3.0	-3.0	0.0
51	07/11/2012 08.30	14.0	34.7	0.0	-2.0	0.0	14.0	34.7	1.0	-2.0	-2.0	14.0	33.0	2.0	-2.0	-3.0	14.0	32.9	2.0	-3.0	-1.0
52	27/11/2012 08.30	11.0	34.7	2.0	-2.0	-1.0	11.0	34.7	2.0	-3.0	-2.0	11.0	33.0	3.0	-3.0	-4.0	11.0	32.9	3.0	-4.0	-2.0
53	17/12/2012 08.30	13.0	34.7	0.0	0.0	0.0	13.0	34.7	0.0	-3.0	-2.0	13.0	33.0	2.0	-3.0	-3.0	13.0	32.9	2.0	-3.0	-1.0
54	09/01/2013 08.30	10.0	34.7	0.0	-1.0	-1.0	10.0	34.7	1.0	-3.0	-1.0	10.0	33.0	2.0	-3.0	-2.0	10.0	32.9	2.0	-5.0	-1.0
55	29/01/2013 08.30	8.0	34.7	1.0	-1.0	-2.0	8.0	34.7	1.0	-2.0	-1.0	8.0	33.0	2.0	-2.0	-3.0	8.0	32.9	2.0	-3.0	-1.0
56	07/02/2013 15.00	8.0	34.7	1.0	0.0	-1.0	8.0	34.7	3.0	-2.0	-1.0	8.0	33.0	4.0	-2.0	-3.0	8.0	32.9	3.0	-3.0	0.0
57	14/02/2013 08.30	6.0	34.7	0.0	-1.0	-1.0	6.0	34.7	1.0	-3.0	-2.0	6.0	33.0	2.0	-4.0	-3.0	6.0	32.9	2.0	-4.0	-2.0
58	19/02/2013 15.00	12.0	34.7	1.0	-3.0	-2.0	12.0	34.7	1.0	-4.0	-3.0	12.0	33.0	2.0	-4.0	-4.0	12.0	32.9	2.0	-3.0	-2.0
59	27/02/2013 08.30	6.0	34.7	1.0	-1.0	-2.0	6.0	34.7	2.0	-3.0	-3.0	6.0	33.0	3.0	-4.0	-4.0	6.0	32.9	2.0	-3.0	-1.0
60	05/03/2013 10.30	12.0	34.7	0.0	0.0	-1.0	12.0	34.7	1.0	-2.0	-2.0	12.0	33.0	2.0	-2.0	-3.0	12.0	32.9	2.0	-3.0	-1.0
61	12/03/2013 08.30	10.0	34.7	2.0	-1.0	-1.0	10.0	34.7	2.0	-2.0	-1.0	10.0	33.0	3.0	-2.0	-2.0	10.0	32.9	3.0	-2.0	-1.0
62	19/03/2013 16.00	16.0	34.7	1.0	-1.0	-3.0	16.0	34.7	3.0	-2.0	-2.0	16.0	33.0	3.0	-3.0	-3.0	16.0	32.9	2.0	-2.0	-1.0
63	26/03/2013 08.30	13.0	34.7	1.0	0.0	-2.0	13.0	34.7	1.0	-1.0	-3.0	13.0	33.0	3.0	-2.0	-3.0	13.0	32.9	2.0	-3.0	-1.0
64	28/03/2013 11.00	15.0	34.7	2.0	-2.0	-2.0	15.0	34.7	2.0	-1.0	-2.0	15.0	33.0	3.0	-3.0	-3.0	15.0	32.9	3.0	-4.0	-1.0
65	03/04/2013 17.30	16.0	34.7	0.0	-1.0	-2.0	16.0	34.7	1.0	-1.0	-2.0	16.0	33.0	2.0	-5.0	-4.0	16.0	32.9	2.0	-4.0	-1.0
66	10/04/2013 10.30	16.0	34.7	2.0	-1.0	-1.0	16.0	34.7	2.0	0.0	-1.0	16.0	33.0	3.0	-4.0	-2.0	16.0	32.9	2.0	-4.0	-1.0
67	16/04/2013 15.00	23.0	34.7	1.0	0.0	-2.0	23.0	34.7	1.0	-1.0	-3.0	23.0	33.0	2.0	-3.0	-4.0	23.0	32.9	2.0	-3.0	-2.0
68	23/04/2013 08.30	13.0	34.7	1.0	-2.0	-2.0	13.0	34.7	1.0	-3.0	-2.0	13.0	33.0	2.0	-4.0	-2.0	13.0	32.9	1.0	-2.0	-1.0
69	03/05/2013 14.30	25.0	34.7	2.0	0.0	0.0	25.0	34.7	1.0	-1.0	-1.0	25.0	33.0	3.0	-3.0	-3.0	25.0	32.9	2.0	-2.0	-1.0
70	09/05/2013 08.30	18.0	34.7	2.0	0.0	0.0	18.0	34.7	2.0	-2.0	0.0	18.0	33.0	3.0	-3.0	-2.0	18.0	32.9	2.0	-3.0	-1.0
71	15/05/2013 14.30	21.0	34.7	2.0	0.0	-2.0	21.0	34.7	1.0	-2.0	-2.0	21.0	33.0	2.0	-3.0	-3.0	21.0	32.9	3.0	-3.0	-2.0
72	22/05/2013 08.30	19.0	34.7	2.0	0.0	-2.0	19.0	34.7	1.0	-2.0	-2.0	19.0	33.0	2.0	-2.0	-3.0	19.0	32.9	3.0	-2.0	-1.0
73	31/05/2013 15.30	18.0	34.7	2.0	0.0	-2.0	18.0	34.7	2.0	-2.0	-2.0	18.0	33.0	3.0	-4.0	-4.0	18.0	32.9	2.0	-3.0	-2.0
74	07/06/2013 08.30	21.0	34.7	2.0	-1.0	-2.0	21.0	34.7	2.0	-1.0	-1.0	21.0	33.0	3.0	-2.0	-3.0	21.0	32.9	2.0	-3.0	-1.0
75	13/06/2013 14.30	28.0	34.7	3.0	0.0	-2.0	28.0	34.7	3.0	1.0	-2.0	28.0	33.0	4.0	-1.0	-3.0	28.0	32.9	3.0	-1.0	-2.0
76	18/06/2013 09.00	28.0	34.7	1.0	0.0	-1.0	28.0	34.7	2.0	0.0	-1.0	28.0	33.0	2.0	-2.0	-3.0	28.0	32.9	2.0	-2.0	-1.0
77	25/06/2013 18.00	28.0	34.7	2.0	1.0	-1.0	28.0	34.7	1.0	-1.0	-1.0	28.0	33.0	3.0	-1.0	-2.0	28.0	32.9	3.0	-3.0	-1.0
78	01/07/2013 07.30	22.0	34.7	2.0	0.0	-1.0	22.0	34.7	2.0	-1.0	-1.0	22.0	33.0	3.0	-2.0	-3.0	22.0	32.9	2.0	-2.0	-1.0
79	08/07/2013 17.30	25.0	34.7	2.0	1.0	-1.0	25.0	34.7	2.0	0.0	0.0	25.0	33.0	3.0	-2.0	-2.0	25.0	32.9	3.0	-1.0	-1.0
80	13/07/2013 07.30	25.0	34.7	2.0	-1.0	-1.0	25.0	34.7	2.0	-1.0	-1.0	25.0	33.0	3.0	-3.0	-1.0	25.0	32.9	3.0	-3.0	0.0
81	18/07/2013 07.30	25.0	34.7	3.0	0.0	-1.0	25.0	34.7	3.0	-1.0	-2.0	25.0	33.0	4.0	-3.0	-3.0	25.0	32.9	3.0	-3.0	-1.0
82	25/07/2013 18.00	27.0	34.7	3.0	0.0	-1.0	27.0	34.7	2.0	-1.0	1.0	27.0	33.0	3.0	-2.0	-1.0	27.0	32.9	2.0	-2.0	0.0
83	31/07/2013 09.00	27.0	34.7	3.0	0.0	0.0	27.0	34.7	3.0	-1.0	-1.0	27.0	33.0	3.0	-3.0	-2.0	27.0	32.9	3.0	-2.0	0.0
84	07/08/2013 09.00	29.0	34.7	3.0	0.0	1.0	29.0	34.7	3.0	-1.0	0.0	29.0	33.0	3.0	-2.0	-2.0	29.0	32.9	2.0	-2.0	0.0
85	13/08/2013 09.00	27.0	34.7	2.0	0.0	1.0	27.0	34.7	2.0	0.0	1.0	27.0	33.0	2.0	-1.0	-1.0	27.0	32.9	1.0	-2.0	0.0
86	21/08/2013 07.30	23.0	34.7	2.0	0.0	0.0	23.0	34.7	2.0	0.0	-1.0	23.0	33.0	2.0	-1.0	-3.0	23.0	32.9	2.0	-2.0	0.0
87	28/08/2013 10.30	25.0	34.7	3.0	0.0	-1.0	25.0	34.7	3.0	-1.0	-1.0	25.0	33.0	2.0	-3.0	-2.0	25.0	32.9	2.0	-1.0	-1.0
88	06/09/2013 17.30	29.0	34.7	3.0	0.0	0.0	29.0	34.7	2.0	0.0	-1.0	29.0	33.0	2.0	-1.0	-2.0	29.0	32.9	2.0	-2.0	-1.0
89	13/09/2013 07.30	18.0	34.7	3.0	0.0	-1.0	18.0	34.7	3.0	-1.0	-1.0	18.0	33.0	3.0	-2.0	-3.0	18.0	32.9	2.0	-1.0	-1.0
90	21/09/2013 09.30	21.0	34.7	3.0	0.0	-2.0	21.0	34.7	3.0	-1.0	-2.0	21.0	33.0	2.0	-2.0	-2.0	21.0	32.9	2.0	-3.0	-1.0
91	26/09/2013 09.30	18.0	34.7	3.0	0.0	0.0	18.0	34.7	3.0	-2.0	-2.0	18.0	33.0	2.0	-2.0	-2.0	18.0	32.9	2.0	-2.0	0.0
92	03/10/2013 16.30	20.0	34.7	3.0	0.0	-1.0	20.0	34.7	3.0	0.0	-1.0	20.0	33.0	2.0	-1.0	-3.0	20.0	32.9	2.0	-	

Ubicazione STAZIONE CHIAIA
Opera \ \ I Ordine di Tiranti \ 01-
Tipo Strumento Mire Ottiche
Data posa in opera 13/09/2011
Data lettura di zero 13/09/2011

GRAFICO QUOTA

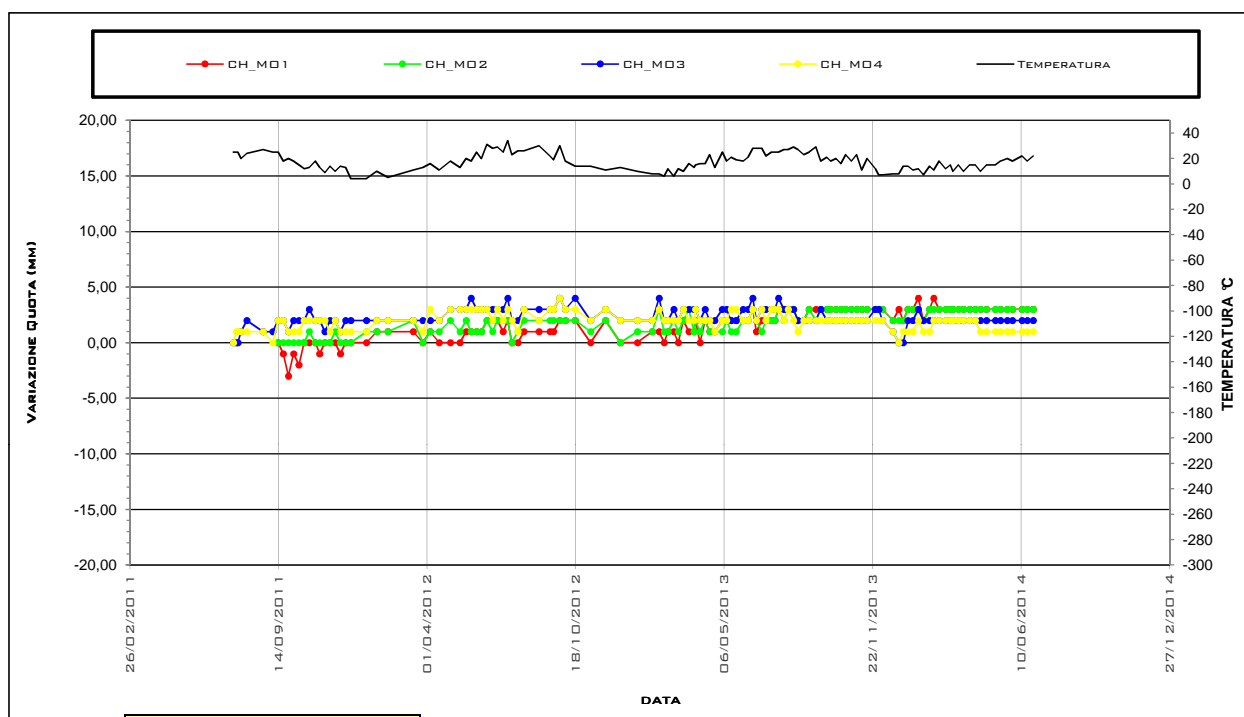
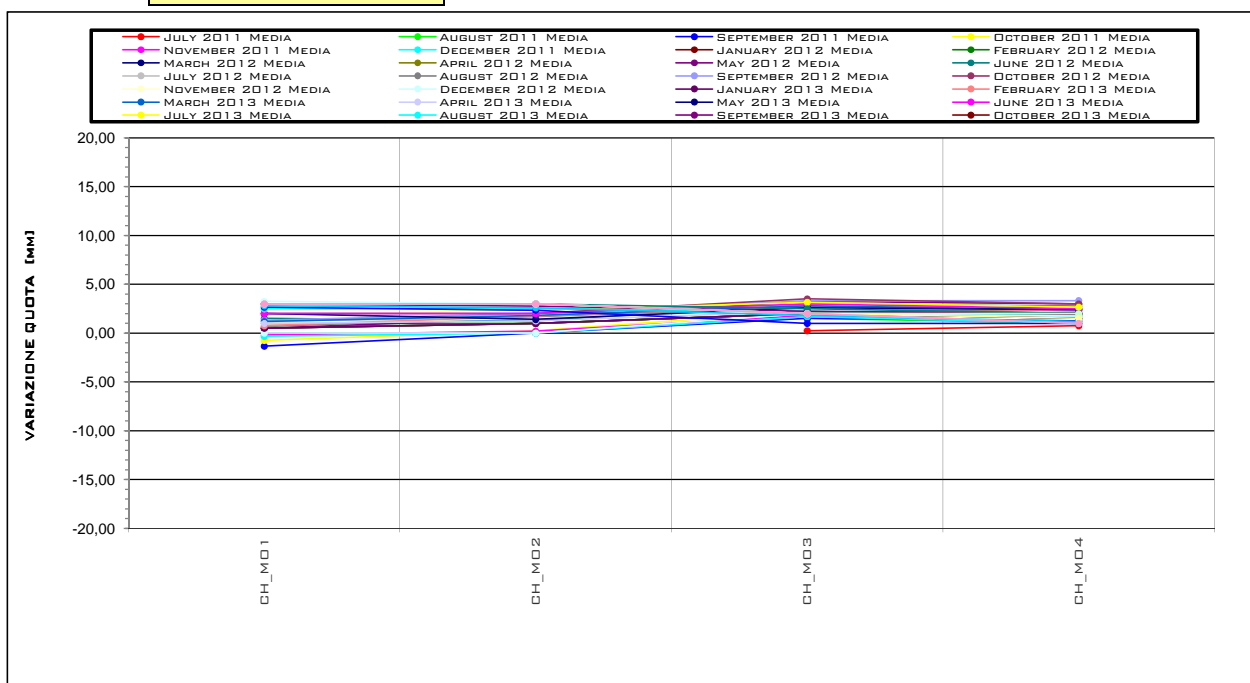


GRAFICO ISOCRONE



Ubicazione STAZIONE CHIAIA
Opera \ \ I Ordine di Tiranti \ 01-
Tipo Strumento Mire Ottiche
Data posa in opera 13/09/2011
Data lettura di zero 13/09/2011

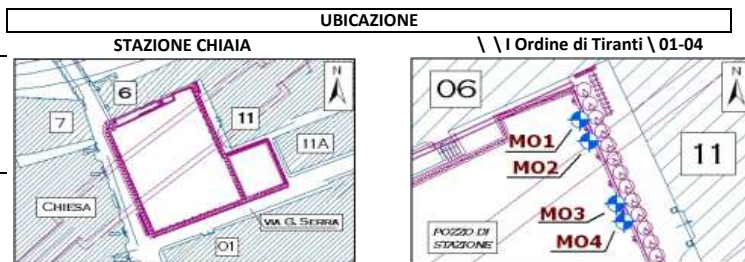


GRAFICO EST

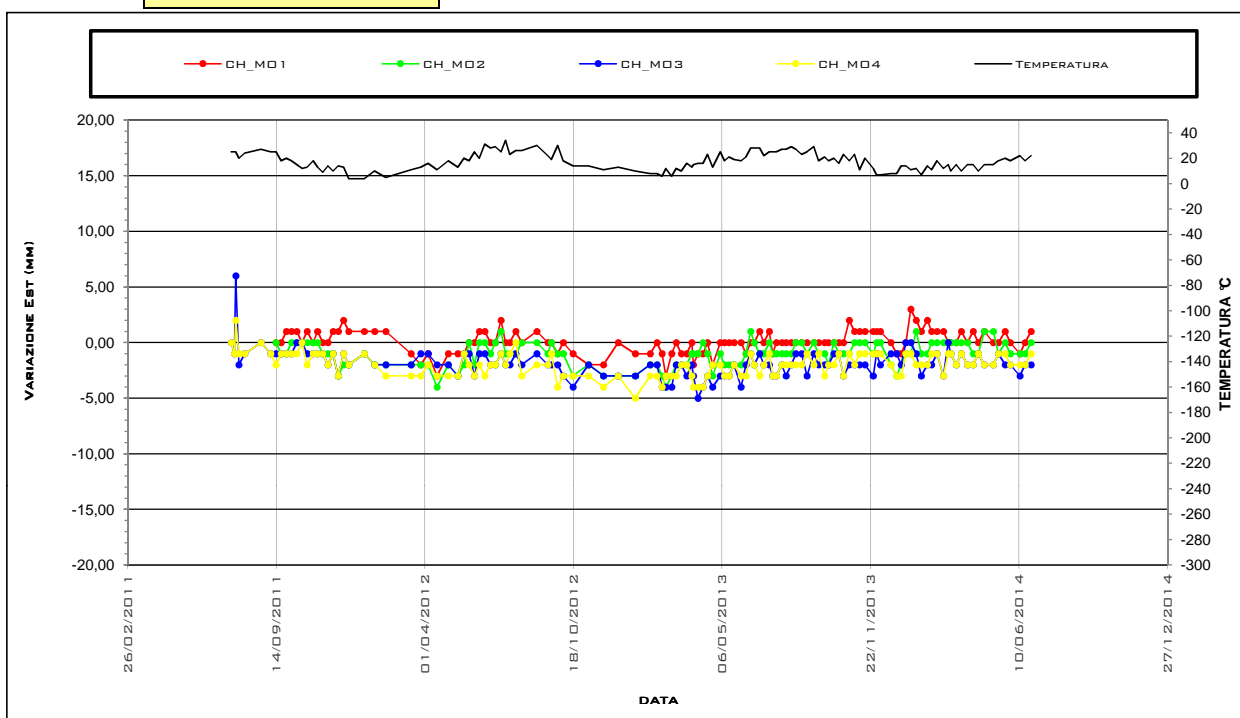
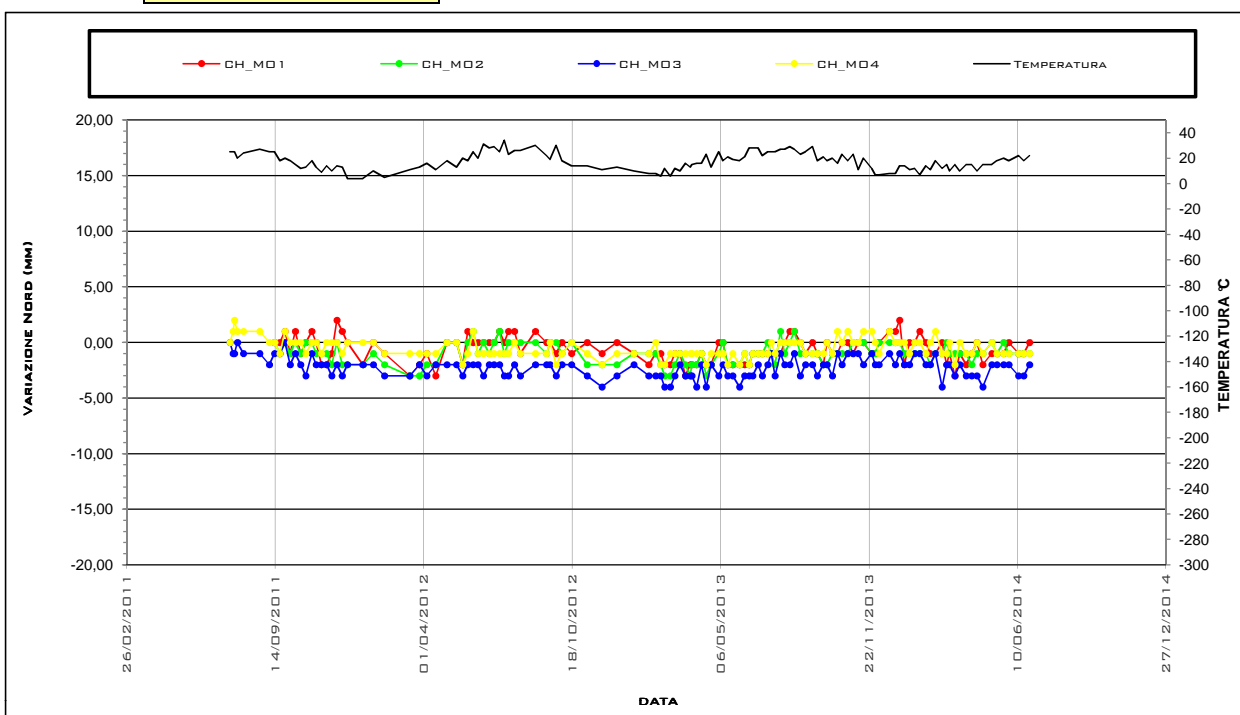


GRAFICO NORD





Ubicazione STAZIONE CHIAIA

Opera \ \ I Ordine di Tiranti \ 05-08

Tipo Strumento Mire Ottiche

Data posa in opera 15/07/2011

Data lettura di zero 15/07/2011

Ultima Misura 126 **in data** 26/06/2014

Lett. n°	DATA	CH_M05					CH_M06					CH_M07					CH_M08				
		Temp. Media [°C]	Quota [m]	Quota Spost. [mm]	Est. Spost. [mm]	Nord Spost. [mm]	Temp. Media [°C]	Quota [m]	Quota Spost. [mm]	Est. Spost. [mm]	Nord Spost. [mm]	Temp. Media [°C]	Quota [m]	Quota Spost. [mm]	Est. Spost. [mm]	Nord Spost. [mm]	Temp. Media [°C]	Quota [m]	Quota Spost. [mm]	Est. Spost. [mm]	Nord Spost. [mm]
36	20/06/2012 16.30	31.0	33.2	1.0	-2.0	2.0	31.0	33.2	1.0	-2.0	2.0	31.0	33.1	0.0	-5.0	1.0	31.0	33.1	1.0	-5.0	1.0
37	28/06/2012 08.30	28.0	33.2	1.0	-1.0	4.0	28.0	33.2	1.0	-1.0	4.0	28.0	33.1	0.0	-4.0	3.0	28.0	33.1	1.0	-5.0	3.0
38	04/07/2012 19.30	29.0	33.2	2.0	-4.0	2.0	29.0	33.2	1.0	-4.0	2.0	29.0	33.1	0.0	-5.0	1.0	29.0	33.1	0.0	-6.0	2.0
39	12/07/2012 08.30	25.0	33.2	2.0	-3.0	3.0	25.0	33.2	3.0	-3.0	4.0	25.0	33.1	1.0	-4.0	4.0	25.0	33.1	1.0	-5.0	4.0
40	18/07/2012 16.30	34.0	33.2	1.0	0.0	3.0	34.0	33.2	3.0	2.0	4.0	34.0	33.1	-2.0	-4.0	4.0	34.0	33.1	-1.0	-5.0	5.0
41	24/07/2012 09.00	23.0	33.2	1.0	-1.0	0.0	23.0	33.2	3.0	1.0	3.0	23.0	33.1	-2.0	-1.0	2.0	23.0	33.1	-1.0	-2.0	0.0
42	01/08/2012 09.00	26.0	33.2	0.0	0.0	0.0	26.0	33.2	3.0	1.0	3.0	26.0	33.1	-1.0	-1.0	3.0	26.0	33.1	-1.0	-2.0	1.0
43	09/08/2012 08.30	26.0	33.2	1.0	-3.0	1.0	26.0	33.2	1.0	-3.0	3.0	26.0	33.1	-2.0	-4.0	5.0	26.0	33.1	-2.0	-5.0	4.0
44	29/08/2012 16.00	30.0	33.2	1.0	-2.0	2.0	30.0	33.2	1.0	-2.0	3.0	30.0	33.1	-1.0	-5.0	3.0	30.0	33.1	-2.0	-6.0	2.0
45	13/09/2012 15.00	22.0	33.2	1.0	-1.0	4.0	22.0	33.2	1.0	-2.0	5.0	22.0	33.1	-1.0	-5.0	4.0	22.0	33.1	-1.0	-6.0	5.0
46	18/09/2012 08.00	19.0	33.2	1.0	-1.0	4.0	19.0	33.2	1.0	0.0	6.0	19.0	33.1	-2.0	-5.0	4.0	19.0	33.1	-1.0	-5.0	6.0
47	26/09/2012 15.00	30.0	33.2	2.0	-2.0	4.0	30.0	33.2	1.0	-1.0	4.0	30.0	33.1	-1.0	-4.0	4.0	30.0	33.1	-1.0	-5.0	4.0
48	04/10/2012 09.00	18.0	33.2	2.0	-4.0	2.0	18.0	33.2	1.0	-3.0	3.0	18.0	33.1	-2.0	-5.0	5.0	18.0	33.1	-1.0	-7.0	4.0
49	17/10/2012 08.30	14.0	33.2	3.0	-2.0	4.0	14.0	33.2	3.0	-1.0	5.0	14.0	33.1	-4.0	-5.0	4.0	14.0	33.1	-3.0	-5.0	5.0
50	07/11/2012 08.30	14.0	33.2	1.0	-1.0	3.0	14.0	33.2	2.0	-1.0	4.0	14.0	33.1	-3.0	-4.0	5.0	14.0	33.1	-2.0	-4.0	6.0
51	27/11/2012 08.30	11.0	33.2	2.0	-6.0	2.0	11.0	33.2	2.0	-5.0	3.0	11.0	33.1	-3.0	-5.0	6.0	11.0	33.1	-2.0	-6.0	5.0
52	17/12/2012 08.30	13.0	33.2	1.0	-3.0	4.0	13.0	33.2	2.0	-2.0	5.0	13.0	33.1	-5.0	-6.0	5.0	13.0	33.1	-4.0	-6.0	4.0
53	09/01/2013 08.00	10.0	33.2	1.0	-6.0	3.0	10.0	33.2	2.0	-6.0	3.0	10.0	33.1	-4.0	-5.0	5.0	10.0	33.1	-3.0	-5.0	5.0
54	29/01/2013 08.00	8.0	33.2	1.0	-3.0	4.0	8.0	33.2	2.0	-3.0	4.0	8.0	33.1	-4.0	-5.0	5.0	8.0	33.1	-3.0	-5.0	5.0
55	07/02/2013 15.00	8.0	33.2	2.0	-3.0	4.0	8.0	33.2	2.0	-4.0	5.0	8.0	33.1	-3.0	-5.0	2.0	8.0	33.1	-2.0	-6.0	3.0
56	14/02/2013 08.30	6.0	33.2	1.0	-4.0	3.0	6.0	33.2	2.0	-4.0	5.0	6.0	33.1	-2.0	-5.0	5.0	6.0	33.1	-2.0	-6.0	5.0
57	19/02/2013 15.00	12.0	33.2	2.0	-1.0	5.0	12.0	33.2	2.0	-1.0	5.0	12.0	33.1	-4.0	-5.0	4.0	12.0	33.1	-3.0	-5.0	4.0
58	27/02/2013 08.30	6.0	33.2	2.0	-3.0	3.0	6.0	33.2	1.0	-4.0	4.0	6.0	33.1	-2.0	-7.0	1.0	6.0	33.1	-2.0	-8.0	1.0
59	05/03/2013 10.00	12.0	33.2	1.0	-1.0	4.0	12.0	33.2	1.0	-2.0	6.0	12.0	33.1	-3.0	-4.0	3.0	12.0	33.1	-2.0	-5.0	5.0
60	12/03/2013 08.30	10.0	33.2	1.0	-2.0	4.0	10.0	33.2	3.0	-2.0	5.0	10.0	33.1	-3.0	-6.0	3.0	10.0	33.1	-2.0	-6.0	4.0
61	19/03/2013 16.00	16.0	33.2	2.0	0.0	5.0	16.0	33.2	2.0	0.0	6.0	16.0	33.1	-2.0	-6.0	3.0	16.0	33.1	-1.0	-7.0	3.0
62	26/03/2013 08.30	13.0	33.2	1.0	-3.0	3.0	13.0	33.2	2.0	-3.0	4.0	13.0	33.1	-3.0	-5.0	0.0	13.0	33.1	-2.0	-6.0	2.0
63	28/03/2013 11.00	15.0	33.2	1.0	-2.0	4.0	15.0	33.2	2.0	-2.0	6.0	15.0	33.1	-3.0	-5.0	2.0	15.0	33.1	-3.0	-7.0	-1.0
64	03/04/2013 17.30	16.0	33.2	1.0	-1.0	5.0	16.0	33.2	1.0	-2.0	6.0	16.0	33.1	-2.0	-5.0	2.0	16.0	33.1	-1.0	-5.0	2.0
65	10/04/2013 10.00	16.0	33.2	2.0	-3.0	5.0	16.0	33.2	2.0	-2.0	6.0	16.0	33.1	-2.0	-5.0	3.0	16.0	33.1	-2.0	-5.0	4.0
66	16/04/2013 15.00	23.0	33.2	0.0	2.0	4.0	23.0	33.2	1.0	-3.0	6.0	23.0	33.1	-1.0	-6.0	2.0	23.0	33.1	-1.0	-6.0	2.0
67	23/04/2013 08.30	13.0	33.2	2.0	0.0	5.0	13.0	33.2	1.0	0.0	6.0	13.0	33.1	-2.0	-5.0	2.0	13.0	33.1	-3.0	-6.0	3.0
68	03/05/2013 14.30	25.0	33.2	2.0	3.0	5.0	25.0	33.2	1.0	3.0	6.0	25.0	33.1	-2.0	-4.0	1.0	25.0	33.1	-1.0	-5.0	2.0
69	09/05/2013 08.30	18.0	33.2	2.0	-2.0	5.0	18.0	33.2	1.0	0.0	6.0	18.0	33.1	-1.0	-4.0	2.0	18.0	33.1	-1.0	-5.0	3.0
70	15/05/2013 14.30	21.0	33.2	1.0	3.0	5.0	21.0	33.2	2.0	1.0	6.0	21.0	33.1	-1.0	-6.0	-1.0	21.0	33.1	0.0	-7.0	0.0
71	22/05/2013 08.30	19.0	33.2	1.0	1.0	5.0	19.0	33.2	2.0	2.0	5.0	19.0	33.1	-2.0	-7.0	2.0	19.0	33.1	-2.0	-7.0	2.0
72	31/05/2013 15.30	18.0	33.2	2.0	0.0	3.0	18.0	33.2	3.0	-1.0	4.0	18.0	33.1	-3.0	-5.0	4.0	18.0	33.1	-2.0	-6.0	4.0
73	07/06/2013 08.30	21.0	33.2	1.0	0.0	4.0	21.0	33.2	1.0	1.0	6.0	21.0	33.1	-2.0	-6.0	1.0	21.0	33.1	-2.0	-6.0	2.0
74	13/06/2013 14.30	28.0	33.2	2.0	4.0	4.0	28.0	33.2	2.0	3.0	6.0	28.0	33.1	-1.0	-6.0	2.0	28.0	33.1	0.0	-6.0	3.0
75	18/06/2013 09.00	28.0	33.2	1.0	2.0	5.0	28.0	33.2	1.0	2.0	7.0	28.0	33.1	-1.0	-6.0	3.0	28.0	33.1	0.0	-7.0	3.0
76	25/06/2013 18.00	28.0	33.2	2.0	3.0	6.0	28.0	33.2	2.0	3.0	6.0	28.0	33.1	-1.0	-6.0	2.0	28.0	33.1	0.0	-7.0	4.0
77	01/07/2013 07.30	22.0	33.2	2.0	4.0	6.0	22.0	33.2	2.0	3.0	6.0	22.0	33.1	0.0	-8.0	0.0	22.0	33.1	0.0	-8.0	2.0
78	08/07/2013 17.30	25.0	33.2	2.0	3.0	5.0	25.0	33.2	1.0	0.0	6.0	25.0	33.1	1.0	-10.0	0.0	25.0	33.1	1.0	-10.0	0.0
79	13/07/2013 07.30	25.0	33.2	4.0	2.0	5.0	25.0	33.2	1.0	-1.0	8.0	25.0	33.1	-1.0	-9.0	2.0	25.0	33.1	0.0	-9.0	3.0
80	18/07/2013 07.30	25.0	33.2	3.0	2.0	5.0	25.0	33.2	1.0	-1.0	7.0	25.0	33.1	1.0	-8.0	2.0	25.0	33.1	2.0	-8.0	3.0
81	25/07/2013 18.00	27.0	33.2	3.0	4.0	5.0	27.0	33.2	1.0	0.0	8.0	27.0	33.1	0.0	-8.0	1.0	27.0	33.1	0.0	-8.0	3.0
82	31/07/2013 09.00	27.0	33.2	3.0	3.0	6.0	27.0	33.2	1.0	0.0	9.0	27.0	33.1	0.0	-7.0	2.0	27.0	33.1	1.0	-7.0	5.0
83	07/08/2013 09.00	29.0	33.2	2.0	3.0	6.0	29.0	33.2	0.0	0.0	9.0	29.0	33.1	0.0	-7.0	2.0	29.0	33.1	1.0	-7.0	3.0
84	13/08/2013 09.00	27.0	33.2	2.0	3.0	5.0	27.0	33.2	0.0	0.0	8.0	27.0	33.1	-1.0	-7.0	2.0	27.0	33.1	0.0	-8.0	2.0
85	21/08/2013 07.30	23.0	33.2	5.0	4.0	6.0	23.0	33.2	2.0	1.0	9.0	23.0	33.1	0.0	-7.0	2.0	23.0	33.1	0.0	-8.0	3.0
86	28/08/2013 10.30	25.0	33.2	4.0	4.0	5.0	25.0	33.2	2.0	1.0	8.0	25.0	33.1	1.0	-9.0	5.0	25.0	33.1	1.0	-10.0	5.0
87	06/09/2013 17.30	29.0	33.2	2.0	2.0	2.0	29.0	33.2	2.0	2.0	7.0	29.0	33.1	0.0	-8.0	2.0	29.0	33.1	1.0	-9.0	4.0
88	13/09/2013 07.30	18.0	33.2	4.0	7.0	9.0	18.0	33.2	2.0	2.0	9.0	18.0	33.1	0.0	-7.0	2.0	18.0	33.1	1.0	-8.0	4.0
89	21/09/2013 09.30	21.0	33.2	4.0	6.0	7.0	21.0	33.2	3.0	0.0	7.0	21.0	33.1	0.0	-8.0	3.0	21.0	33.1	0.0	-8.0	4.0
90	26/09/2013 09.30	18.0	33.2	4.0	5.0	6.0	18.0	33.2	2.0	1.0	8.0	18.0	33.1	0.0	-9.0	2.0	18.0	33.1	0.0	-10.0	3.0
91	03/10/2013 16.30	20.0	33.2	4.0	7.0	4.0	20.0	33.2	2.0	3.0	7.0	20.0	33.1	1.0	-8.						

Ubicazione STAZIONE CHIAIA
Opera \ \ I Ordine di Tiranti \ 05-
Tipo Strumento Mire Ottiche
Data posa in opera 15/07/2011
Data lettura di zero 15/07/2011

GRAFICO QUOTA

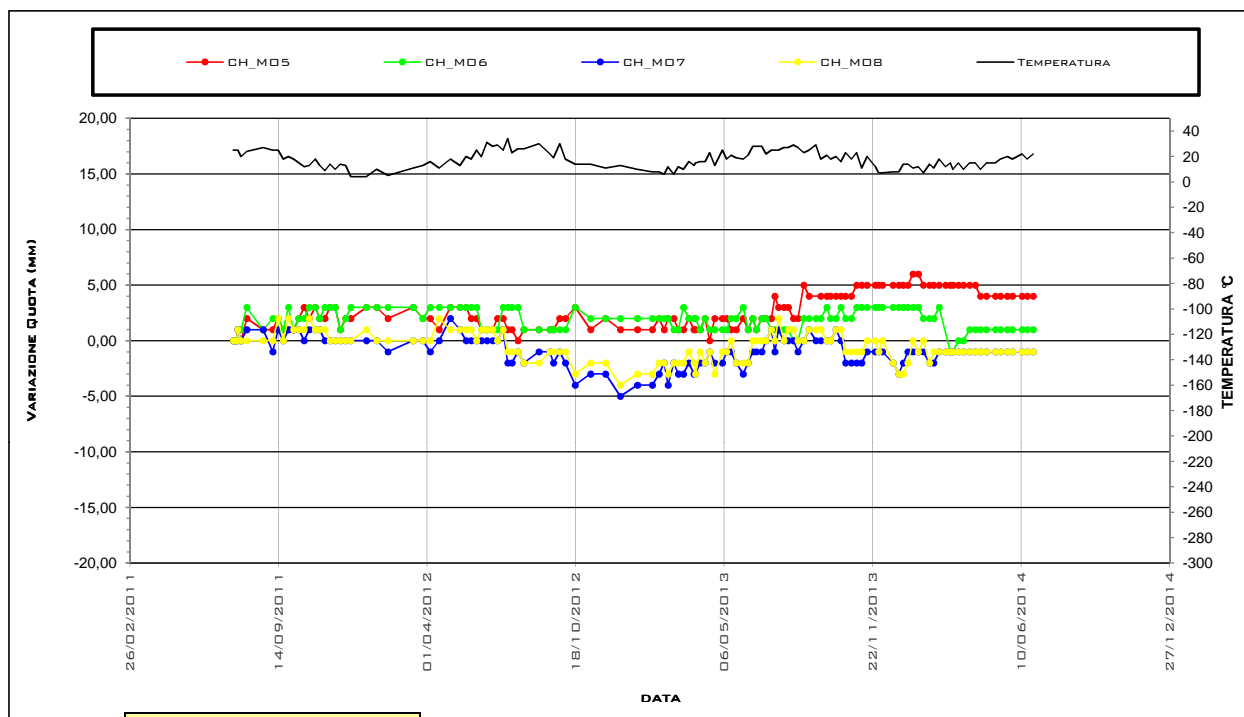
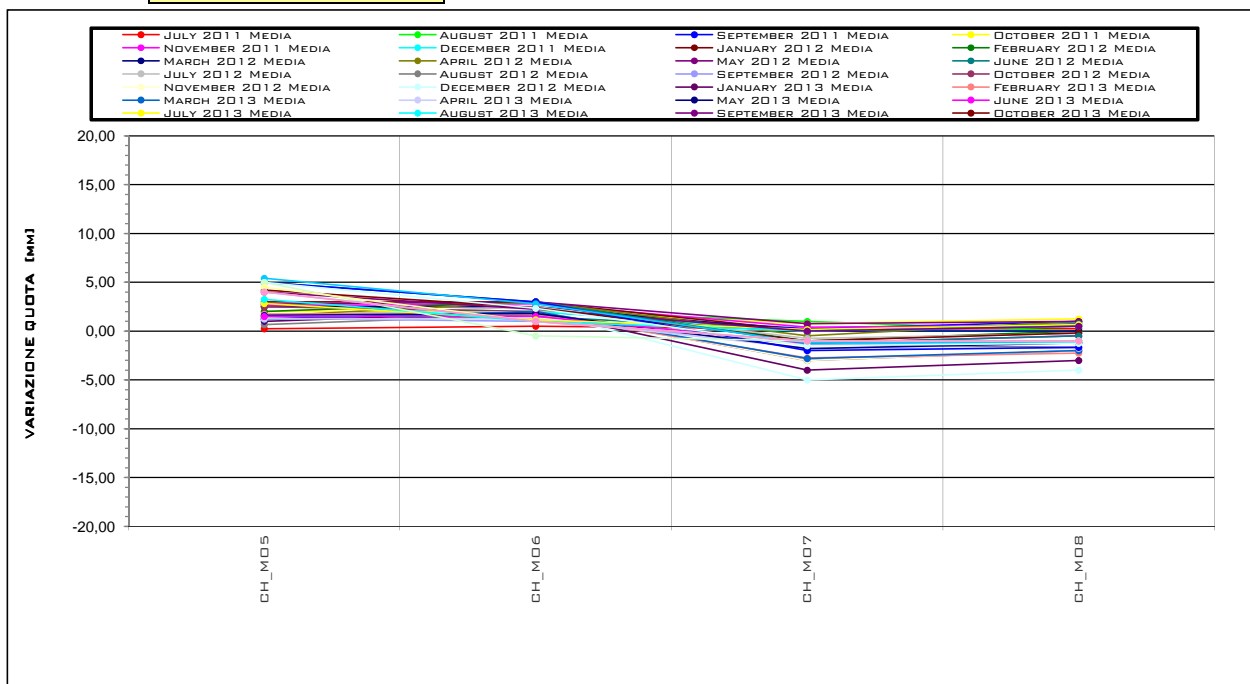


GRAFICO ISOCRONE



Ubicazione STAZIONE CHIAIA
Opera \ \ I Ordine di Tiranti \ 05-
Tipo Strumento Mire Ottiche
Data posa in opera 15/07/2011
Data lettura di zero 15/07/2011

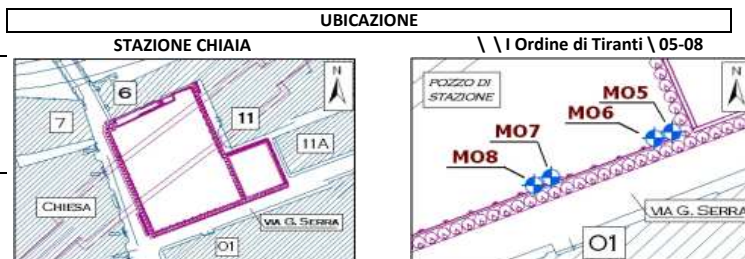


GRAFICO EST

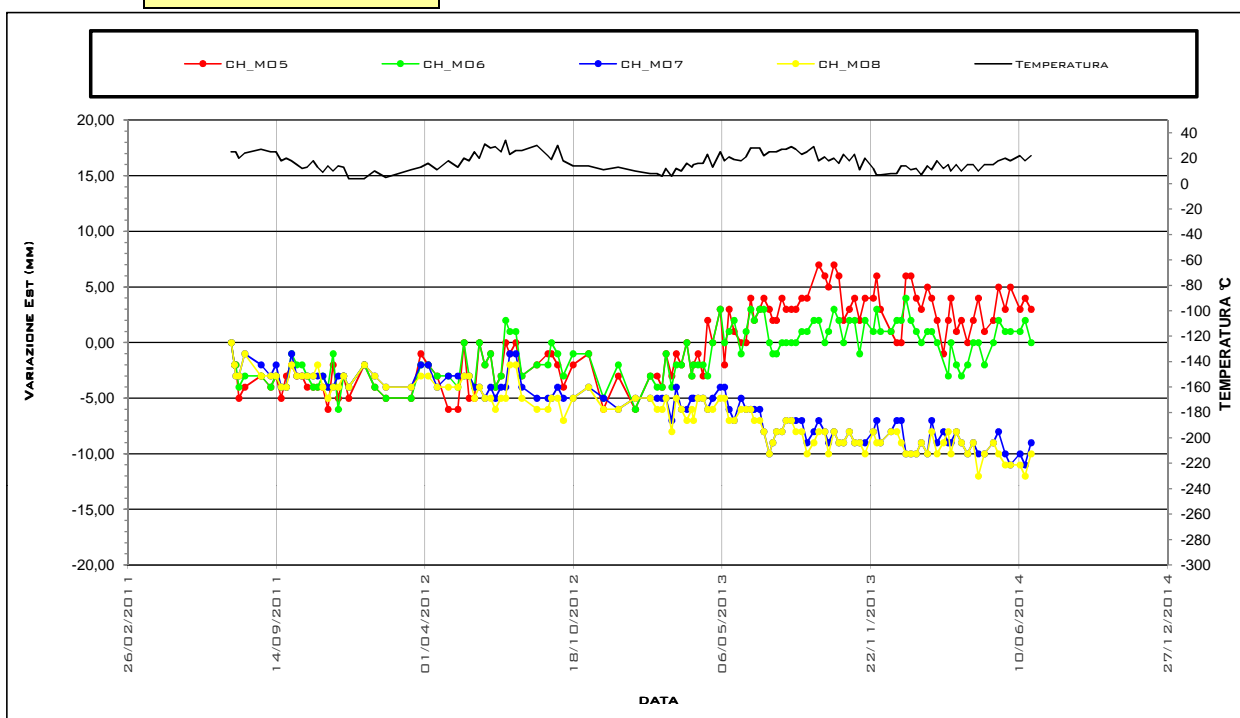
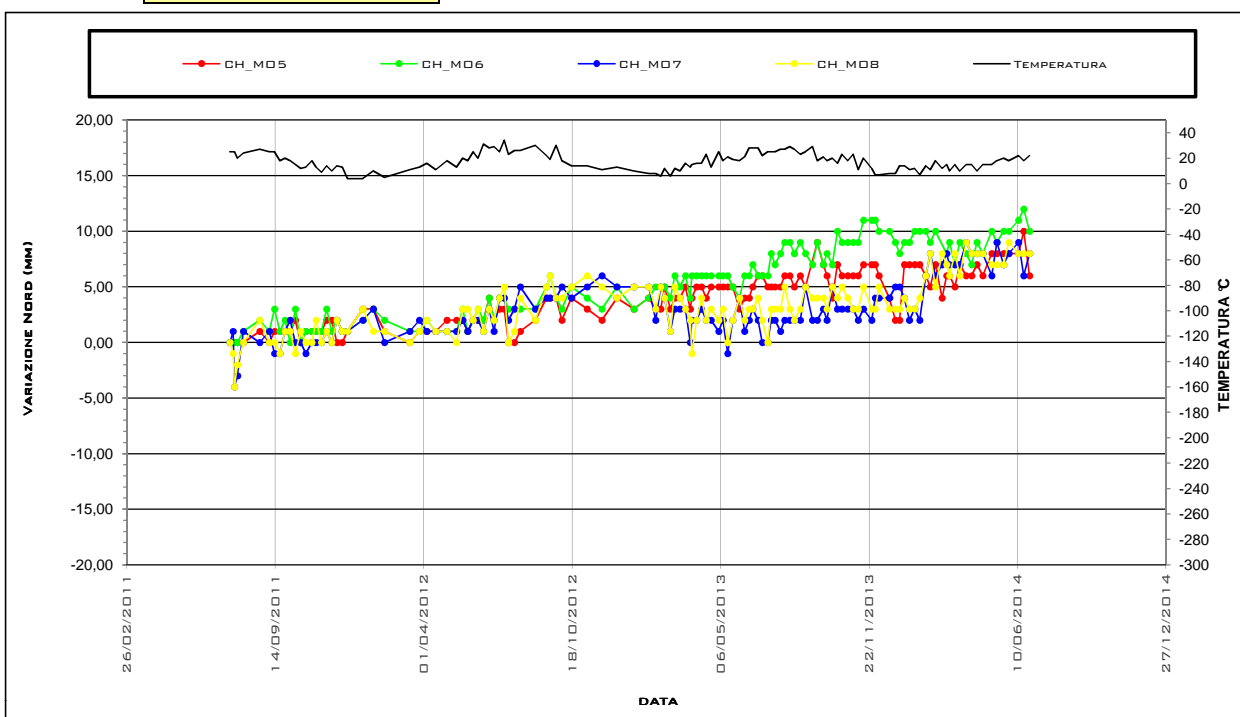


GRAFICO NORD





Ubicazione STAZIONE CHIAIA

Opera \ \ I Ordine di Tiranti \ 09-12

Tipo Strumento Mire Ottiche

Data posa in opera 15/07/2011

Data lettura di zero 15/07/2011

Ultima Misura 126 **in data** 26/06/2014

Lett. n°	DATA	CH_M010					CH_M011					CH_M012					CH_M09				
		Temp. Media[° C]	Quota [m]	Quota Spost. [mm]	Est Spost. [mm]	Nord Spost. [mm]	Temp. Media[° C]	Quota [m]	Quota Spost. [mm]	Est Spost. [mm]	Nord Spost. [mm]	Temp. Media[° C]	Quota [m]	Quota Spost. [mm]	Est Spost. [mm]	Nord Spost. [mm]	Temp. Media[° C]	Quota [m]	Quota Spost. [mm]	Est Spost. [mm]	Nord Spost. [mm]
36	20/06/2012 16.30	31,0	34,1	0,0	-4,0	-1,0	31,0	34,0	0,0	-1,0	-1,0	31,0	34,0	1,0	-1,0	0,0	31,0	34,1	1,0	-1,0	0,0
37	28/06/2012 08.30	28,0	34,1	0,0	-4,0	1,0	28,0	34,0	1,0	-1,0	1,0	28,0	34,0	1,0	-2,0	3,0	28,0	34,1	1,0	-3,0	3,0
38	04/07/2012 19.30	29,0	34,1	0,0	-6,0	0,0	29,0	34,0	0,0	-2,0	0,0	29,0	34,0	0,0	-3,0	1,0	29,0	34,1	0,0	-3,0	1,0
39	12/07/2012 08.30	25,0	34,1	0,0	-4,0	0,0	25,0	34,0	0,0	-1,0	1,0	25,0	34,0	0,0	-1,0	2,0	25,0	34,1	0,0	-2,0	1,0
40	18/07/2012 16.30	34,0	34,1	-2,0	-4,0	1,0	34,0	34,0	-1,0	-1,0	0,0	34,0	34,0	0,0	-1,0	2,0	34,0	34,1	-1,0	-3,0	2,0
41	24/07/2012 09.00	23,0	34,1	-2,0	-2,0	-3,0	23,0	34,0	-1,0	1,0	2,0	23,0	34,0	-1,0	0,0	1,0	23,0	34,1	-1,0	-1,0	-2,0
42	01/08/2012 09.00	26,0	34,1	-2,0	-3,0	-2,0	26,0	34,0	-1,0	2,0	2,0	26,0	34,0	-1,0	0,0	0,0	26,0	34,1	-1,0	-1,0	-1,0
43	09/08/2012 08.30	26,0	34,1	-2,0	-4,0	1,0	26,0	34,0	-1,0	-1,0	1,0	26,0	34,0	-1,0	-1,0	3,0	26,0	34,1	-2,0	-1,0	2,0
44	29/08/2012 16.00	30,0	34,1	-1,0	-5,0	1,0	30,0	34,0	-1,0	-1,0	0,0	30,0	34,0	0,0	-2,0	1,0	30,0	34,1	0,0	-4,0	1,0
45	13/09/2012 15.00	22,0	34,1	-1,0	-4,0	2,0	22,0	34,0	-1,0	-2,0	1,0	22,0	34,0	0,0	-2,0	2,0	22,0	34,1	0,0	-3,0	3,0
46	18/09/2012 08.00	19,0	34,1	-2,0	-4,0	3,0	19,0	34,0	-1,0	-1,0	2,0	19,0	34,0	0,0	-1,0	3,0	19,0	34,1	0,0	-3,0	3,0
47	26/09/2012 15.00	30,0	34,1	-1,0	-4,0	2,0	30,0	34,0	0,0	-1,0	1,0	30,0	34,0	0,0	-1,0	1,0	30,0	34,1	0,0	-3,0	2,0
48	04/10/2012 09.00	18,0	34,1	-2,0	-4,0	2,0	18,0	34,0	-1,0	-2,0	2,0	18,0	34,0	0,0	-2,0	3,0	18,0	34,1	0,0	-4,0	2,0
49	17/10/2012 08.30	14,0	34,1	-3,0	-3,0	2,0	14,0	34,0	-2,0	0,0	2,0	14,0	34,0	-2,0	-1,0	3,0	14,0	34,1	-2,0	-2,0	3,0
50	07/11/2012 08.30	14,0	34,1	-2,0	-3,0	3,0	14,0	34,0	-2,0	0,0	2,0	14,0	34,0	0,0	0,0	3,0	14,0	34,1	-1,0	-2,0	3,0
51	27/11/2012 08.30	11,0	34,1	-2,0	-3,0	3,0	11,0	34,0	-2,0	0,0	3,0	11,0	34,0	-1,0	-1,0	3,0	11,0	34,1	0,0	-2,0	4,0
52	17/12/2012 08.30	13,0	34,1	-3,0	-5,0	3,0	13,0	34,0	-3,0	-1,0	2,0	13,0	34,0	-3,0	-2,0	3,0	13,0	34,1	-3,0	-3,0	5,0
53	09/01/2013 08.30	10,0	34,1	-3,0	-3,0	2,0	10,0	34,0	-2,0	-1,0	2,0	10,0	34,0	-2,0	-2,0	2,0	10,0	34,1	-2,0	-4,0	3,0
54	29/01/2013 08.30	8,0	34,1	-3,0	-3,0	4,0	8,0	34,0	-2,0	-1,0	3,0	8,0	34,0	-2,0	-2,0	3,0	8,0	34,1	-2,0	-3,0	5,0
55	07/02/2013 15.00	8,0	34,1	-1,0	-4,0	2,0	8,0	34,0	-1,0	0,0	2,0	8,0	34,0	-1,0	-1,0	2,0	8,0	34,1	0,0	-3,0	2,0
56	14/02/2013 08.30	6,0	34,1	-1,0	-3,0	4,0	6,0	34,0	-1,0	0,0	3,0	6,0	34,0	-1,0	0,0	5,0	6,0	34,1	0,0	-2,0	4,0
57	19/02/2013 15.30	12,0	34,1	-2,0	-3,0	3,0	12,0	34,0	-2,0	0,0	3,0	12,0	34,0	-2,0	0,0	4,0	12,0	34,1	-1,0	-1,0	4,0
58	27/02/2013 08.30	6,0	34,1	-1,0	-6,0	1,0	6,0	34,0	0,0	-1,0	1,0	6,0	34,0	0,0	-2,0	2,0	6,0	34,1	0,0	-4,0	1,0
59	05/03/2013 10.30	12,0	34,1	-2,0	-3,0	2,0											12,0	34,1	-1,0	-2,0	3,0
60	12/03/2013 08.30	10,0	34,1	-2,0	-5,0	2,0											10,0	34,1	-1,0	-4,0	3,0
61	19/03/2013 16.00	16,0	34,1	-1,0	-4,0	2,0											16,0	34,1	1,0	-4,0	3,0
62	26/03/2013 08.30	13,0	34,1	-2,0	-3,0	-1,0											13,0	34,1	-1,0	-2,0	1,0
63	28/03/2013 11.00	15,0	34,1	-2,0	-4,0	0,0											15,0	34,1	-1,0	-3,0	2,0
64	03/04/2013 17.30	16,0	34,1	-2,0	-4,0	1,0	16,0	34,0	-1,0	1,0	1,0	16,0	34,0	-2,0	0,0	3,0	16,0	34,1	0,0	-3,0	2,0
65	10/04/2013 10.00	16,0	34,1	-1,0	-3,0	2,0	16,0	34,0	-1,0	1,0	1,0	16,0	34,0	-2,0	1,0	2,0	16,0	34,1	0,0	-3,0	2,0
66	16/04/2013 15.00	23,0	34,1	0,0	-4,0	0,0	23,0	34,0	0,0	0,0	0,0	23,0	34,0	0,0	0,0	0,0	23,0	34,1	0,0	-3,0	0,0
67	23/04/2013 08.30	13,0	34,1	-2,0	-3,0	1,0	13,0	34,0	-2,0	1,0	1,0	13,0	34,0	-2,0	1,0	1,0	13,0	34,1	-1,0	-2,0	2,0
68	03/05/2013 14.30	25,0	34,1	-1,0	-3,0	1,0	25,0	34,0	-1,0	1,0	2,0	25,0	34,0	0,0	2,0	2,0	25,0	34,1	0,0	-2,0	0,0
69	09/05/2013 08.30	18,0	34,1	0,0	-4,0	1,0	18,0	34,0	-1,0	1,0	1,0	18,0	34,0	-1,0	1,0	2,0	18,0	34,1	0,0	-3,0	1,0
70	15/05/2013 14.30	21,0	34,1	0,0	-5,0	-1,0	21,0	34,0	0,0	0,0	0,0	21,0	34,0	0,0	0,0	0,0	21,0	34,1	1,0	-3,0	-1,0
71	22/05/2013 08.30	19,0	34,1	-1,0	-5,0	0,0	19,0	34,0	0,0	-1,0	1,0	19,0	34,0	0,0	0,0	1,0	19,0	34,1	0,0	-5,0	1,0
72	31/05/2013 15.30	18,0	34,1	-2,0	-3,0	2,0	18,0	34,0	-2,0	1,0	2,0	18,0	34,0	-2,0	0,0	3,0	18,0	34,1	-1,0	-3,0	3,0
73	07/06/2013 08.30	21,0	34,1	-2,0	-4,0	2,0	21,0	34,0	-2,0	0,0	1,0	21,0	34,0	-2,0	0,0	2,0	21,0	34,1	-1,0	-4,0	2,0
74	13/06/2013 14.30	28,0	34,1	0,0	-4,0	1,0	28,0	34,0	-1,0	1,0	1,0	28,0	34,0	0,0	2,0	2,0	28,0	34,1	1,0	-3,0	2,0
75	18/06/2013 09.00	28,0	34,1	0,0	-5,0	1,0	28,0	34,0	-1,0	1,0	1,0	28,0	34,0	-1,0	1,0	1,0	28,0	34,1	0,0	-4,0	2,0
76	25/06/2013 18.00	28,0	34,1	-1,0	-5,0	1,0	28,0	34,0	-2,0	1,0	1,0	28,0	34,0	-2,0	1,0	1,0	28,0	34,1	1,0	-5,0	1,0
77	01/07/2013 07.30	22,0	34,1	0,0	-6,0	1,0	22,0	34,0	-2,0	0,0	1,0	22,0	34,0	-2,0	0,0	1,0	22,0	34,1	0,0	-4,0	1,0
78	08/07/2013 17.30	25,0	34,1	1,0	-8,0	0,0	25,0	34,0	0,0	-2,0	0,0	25,0	34,0	0,0	-1,0	1,0	25,0	34,1	2,0	-7,0	0,0
79	13/07/2013 07.30	25,0	34,1	0,0	-6,0	1,0	25,0	34,0	-2,0	0,0	2,0	25,0	34,0	-2,0	0,0	1,0	25,0	34,1	0,0	-7,0	2,0
80	18/07/2013 07.30	25,0	34,1	1,0	-6,0	0,0	25,0	34,0	-1,0	1,0	1,0	25,0	34,0	0,0	1,0	1,0	25,0	34,1	2,0	-5,0	0,0
81	25/07/2013 18.00	27,0	34,1	0,0	-6,0	1,0	27,0	34,0	-1,0	1,0	1,0	27,0	34,0	-1,0	1,0	1,0	27,0	34,1	1,0	-6,0	2,0
82	31/07/2013 09.00	27,0	34,1	0,0	-5,0	1,0	27,0	34,0	-1,0	1,0	0,0	27,0	34,0	-1,0	1,0	2,0	27,0	34,1	1,0	-4,0	2,0
83	07/08/2013 09.00	29,0	34,1	0,0	-5,0	0,0	29,0	34,0	-1,0	1,0	0,0	29,0	34,0	-2,0	1,0	2,0	29,0	34,1	1,0	-4,0	1,0
84	13/08/2013 09.00	27,0	34,1	-1,0	-6,0	-1,0	27,0	34,0	-2,0	1,0	1,0	27,0	34,0	-3,0	0,0	1,0	27,0	34,1	0,0	-5,0	0,0
85	21/08/2013 07.30	23,0	34,1	0,0	-5,0	1,0	23,0	34,0	-1,0	1,0	1,0	23,0	34,0	-2,0	2,0	2,0	23,0	34,1	1,0	-5,0	2,0
86	28/08/2013 10.30	25,0	34,1	1,0	-7,0	3,0	25,0	34,0	0,0	-1,0	4,0	25,0	34,0	0,0	-1,0	4,0	25,0	34,1	2,0	-6,0	5,0
87	06/09/2013 17.30	29,0	34,1	0,0	-7,0	1,0	29,0	34,0	-1,0	-1,0	1,0	29,0	34,0	-1,0	1,0	1,0	29,0	34,1	1,0	-6,0	2,0
88	13/09/2013 07.30	18,0	34,1	0,0	-5,0	2,0	18,0	34,0	-1,0	1,0	1,0	18,0	34,0	-1,0	1,0	1,0	18,0	34,1	1,0	-5,0	1,0
89	21/09/2013 09.30	21,0	34,1	0,0	-6,0	1,0	21,0	34,0	-3,0	0,0	1,0	21,0	34,0	-2,0	1,0	1,0	21,0	34,1	0,0	-5,0	2,0
90	26/09/2013 09.30	18,0	34,1	0,0	-7,0	1,0	18,0	34,0	-2,0	-1,0	1,0	18,0	34,0	-2,0	-1,0	2,0	18,0	34,1	0,0	-6,0	1,0
91	03/10/2013 16.30	20,0	34,1	0,0	-7,0	1,0	20,0	34,0	-3,0	0,0	1,0	20,0	34,0	-2,0	-1,0	2,0	20,0	34,1	0,0	-5,0	2,0
92	10/10/2013 08.30.																				

Ubicazione STAZIONE CHIAIA
Opera \ \ I Ordine di Tiranti \ 09-
Tipo Strumento Mire Ottiche
Data posa in opera 15/07/2011
Data lettura di zero 15/07/2011

GRAFICO QUOTA

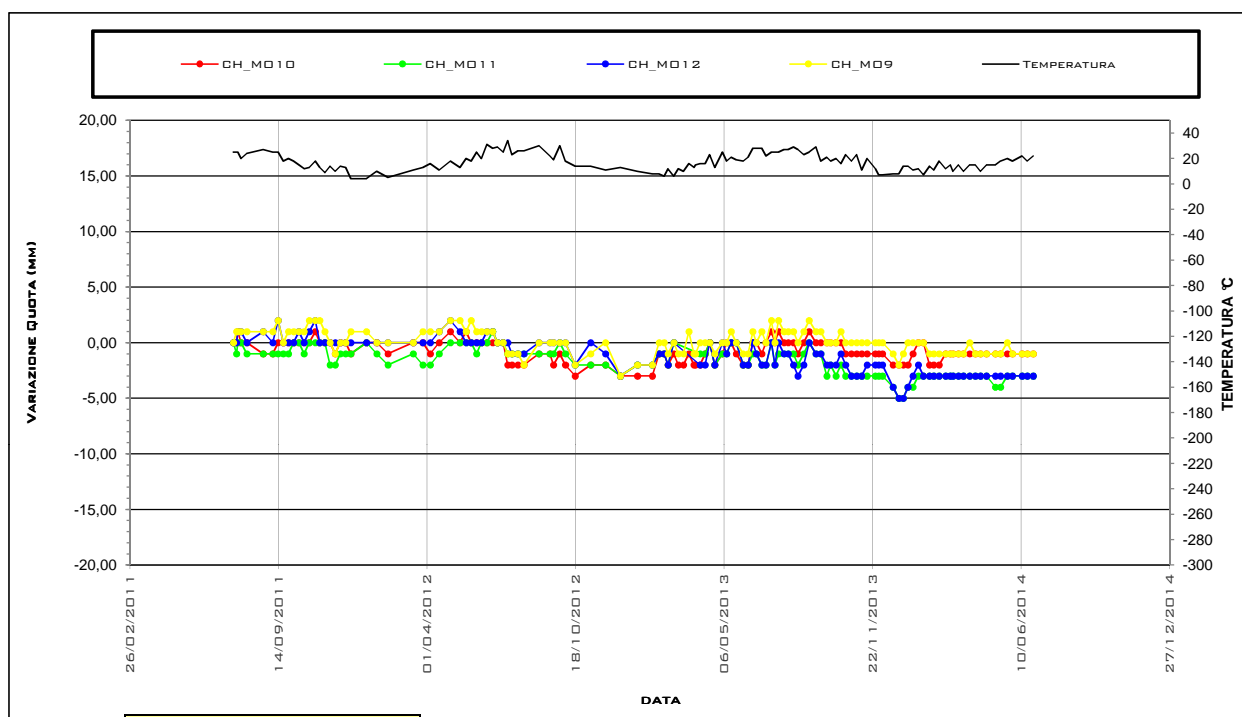
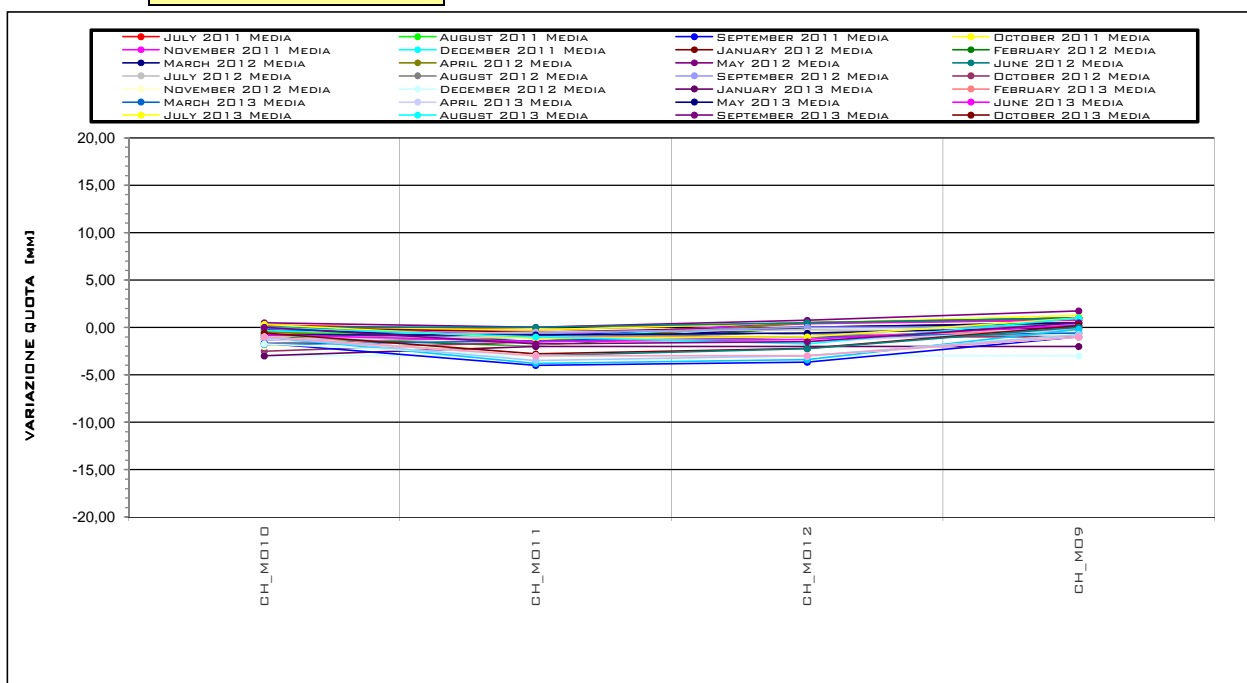


GRAFICO ISOCRONE



Ubicazione STAZIONE CHIAIA
Opera \ \ I Ordine di Tiranti \ 09-
Tipo Strumento Mire Ottiche
Data posa in opera 15/07/2011
Data lettura di zero 15/07/2011

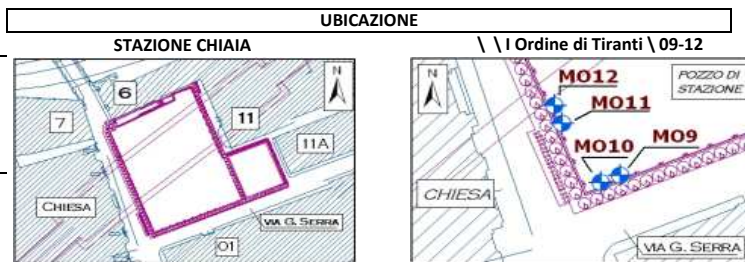


GRAFICO EST

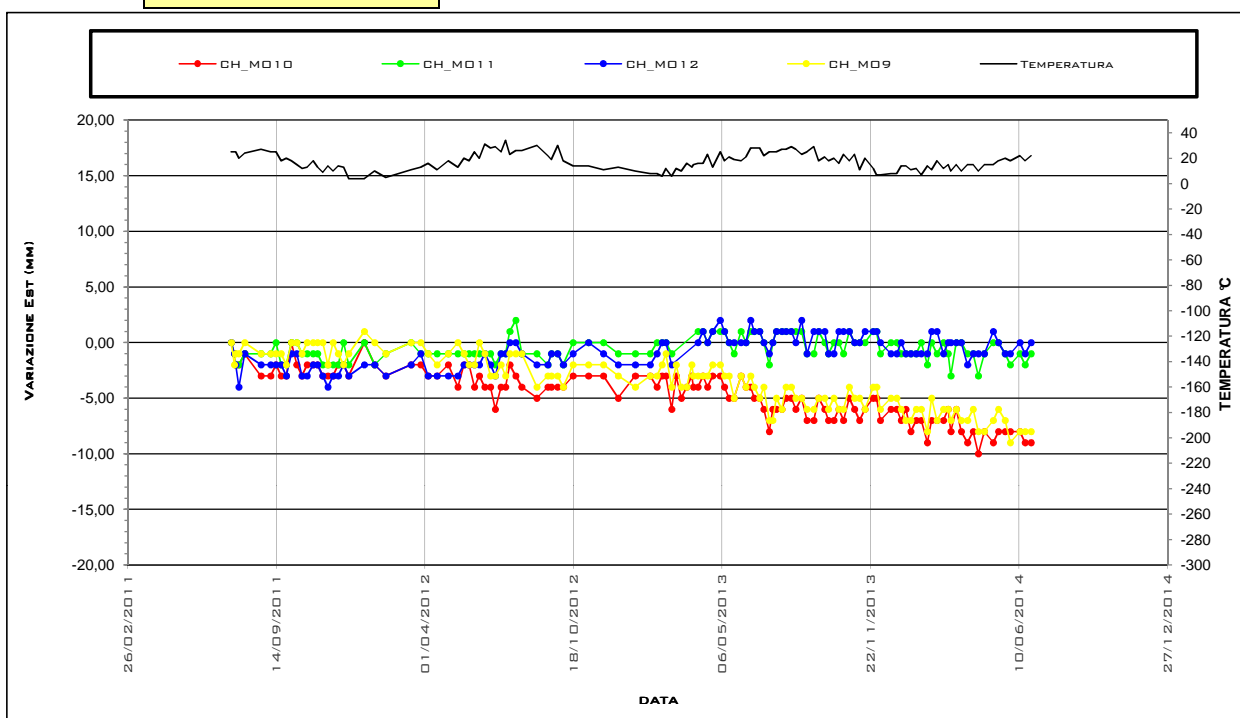
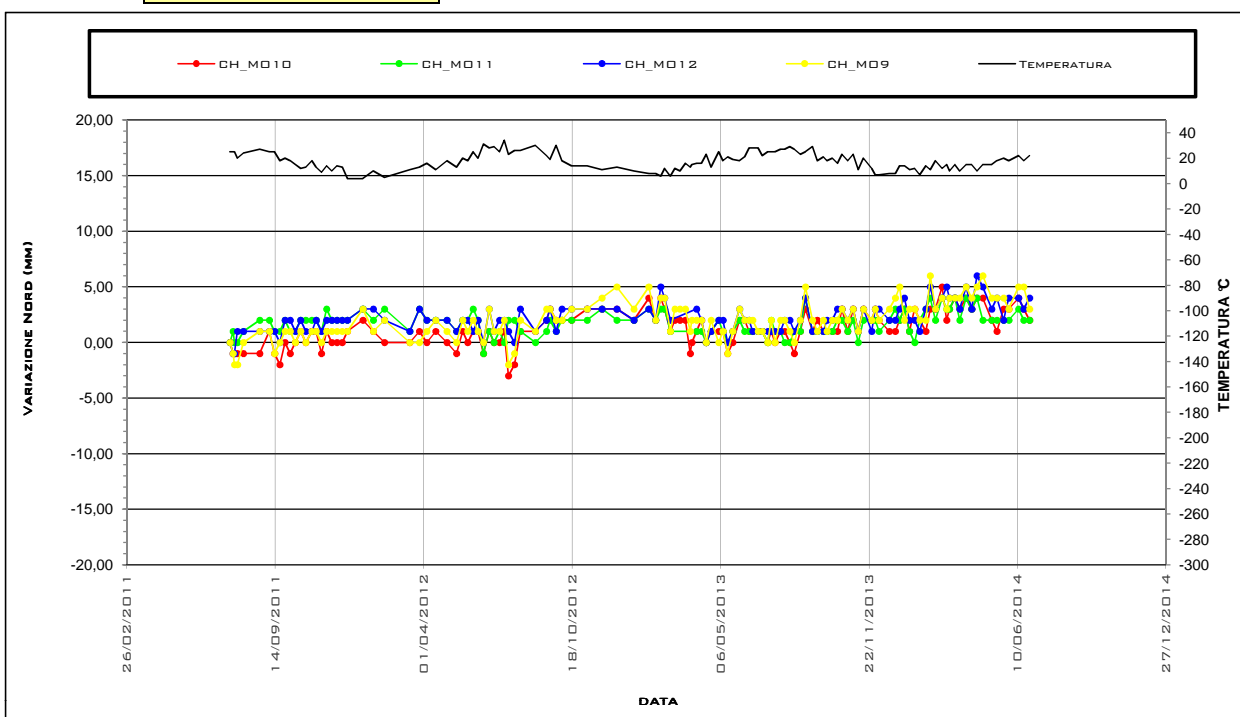


GRAFICO NORD





Ubicazione STAZIONE CHIAIA

Opera \ \ Ordine di Tiranti \ 13-16

Tipo Strumento Mire Ottiche

Data posa in opera 15/07/2011

Data lettura di zero 15/07/2011

Ultima Misura 128 in data 26/06/2014

Lett. n°	DATA	CH_M013					CH_M014					CH_M015					CH_M016				
		Temp. Media [°C]	Quota [m]	Quota Spost. [mm]	Est. Spost. [mm]	Nord Spost. [mm]	Temp. Media [°C]	Quota [m]	Quota Spost. [mm]	Est. Spost. [mm]	Nord Spost. [mm]	Temp. Media [°C]	Quota [m]	Quota Spost. [mm]	Est. Spost. [mm]	Nord Spost. [mm]	Temp. Media [°C]	Quota [m]	Quota Spost. [mm]	Est. Spost. [mm]	Nord Spost. [mm]
38	20/06/2012 16.30	31,0	34,0	1,0	1,0	2,0	31,0	34,0	2,0	1,0	-1,0	31,0	34,6	3,0	0,0	0,0	31,0	34,6	2,0	0,0	-1,0
39	28/06/2012 08.30	28,0	34,0	1,0	1,0	1,0	28,0	34,0	2,0	2,0	2,0	28,0	34,6	3,0	1,0	1,0	28,0	34,6	2,0	2,0	1,0
40	04/07/2012 19.30	29,0	34,0	0,0	1,0	0,0	29,0	34,0	0,0	0,0	0,0	29,0	34,6	2,0	0,0	1,0	29,0	34,6	2,0	0,0	0,0
41	12/07/2012 08.30	25,0	34,0	0,0	1,0	1,0	25,0	34,0	2,0	1,0	1,0	25,0	34,6	3,0	0,0	0,0	25,0	34,6	2,0	2,0	1,0
42	18/07/2012 16.30	34,0	34,0	0,0	1,0	-1,0	34,0	34,0	0,0	2,0	0,0	34,0	34,6	2,0	0,0	0,0	34,0	34,6	1,0	1,0	0,0
43	24/07/2012 09.00	23,0	34,0	-1,0	2,0	1,0	23,0	34,0	1,0	3,0	2,0	23,0	34,6	2,0	0,0	1,0	23,0	34,6	1,0	2,0	2,0
44	01/08/2012 09.00	26,0	34,0	-1,0	2,0	0,0	26,0	34,0	0,0	2,0	1,0	26,0	34,6	1,0	0,0	1,0	26,0	34,6	1,0	1,0	1,0
45	09/08/2012 08.30	26,0	34,0	-1,0	1,0	-1,0	26,0	34,0	0,0	1,0	1,0	26,0	34,6	2,0	-1,0	0,0	26,0	34,6	1,0	1,0	0,0
46	29/08/2012 16.00	30,0	34,0	-1,0	2,0	-1,0	30,0	34,0	0,0	1,0	1,0	30,0	34,6	1,0	0,0	0,0	30,0	34,6	1,0	2,0	0,0
47	13/09/2012 15.00	22,0	34,0	0,0	1,0	1,0	22,0	34,0	1,0	2,0	2,0	22,0	34,6	2,0	-1,0	0,0	22,0	34,6	1,0	1,0	1,0
48	18/09/2012 08.00	19,0	34,0	-1,0	0,0	1,0	19,0	34,0	0,0	1,0	1,0	19,0	34,6	2,0	-1,0	0,0	19,0	34,6	1,0	1,0	0,0
49	26/09/2012 15.00	30,0	34,0	0,0	2,0	0,0	30,0	34,0	1,0	1,0	1,0	30,0	34,6	2,0	0,0	0,0	30,0	34,6	2,0	2,0	0,0
50	04/10/2012 09.00	18,0	34,0	-1,0	1,0	1,0	18,0	34,0	0,0	0,0	1,0	18,0	34,6	2,0	-1,0	1,0	18,0	34,6	2,0	1,0	0,0
51	17/10/2012 08.30	14,0	34,0	-2,0	2,0	2,0	14,0	34,0	-1,0	1,0	1,0	14,0	34,6	0,0	0,0	2,0	14,0	34,6	0,0	2,0	1,0
52	07/11/2012 08.30	14,0	34,0	-1,0	2,0	2,0	14,0	34,0	0,0	2,0	2,0	14,0	34,6	1,0	1,0	2,0	14,0	34,6	1,0	3,0	1,0
53	27/11/2012 08.30	11,0	34,0	-1,0	1,0	1,0	11,0	34,0	0,0	1,0	1,0	11,0	34,6	0,0	0,0	2,0	11,0	34,6	0,0	1,0	2,0
54	17/12/2012 08.30	13,0	34,0	-3,0	1,0	2,0	13,0	34,0	-3,0	1,0	2,0	13,0	34,6	0,0	1,0	2,0	13,0	34,6	-1,0	2,0	1,0
55	09/01/2013 08.30	10,0	34,0	-2,0	1,0	1,0	10,0	34,0	-1,0	1,0	2,0	10,0	34,6	1,0	1,0	2,0	10,0	34,6	-1,0	2,0	1,0
56	29/01/2013 08.30	8,0	34,0	-3,0	1,0	1,0	8,0	34,0	-2,0	1,0	3,0	8,0	34,6	0,0	-1,0	2,0	8,0	34,6	0,0	2,0	2,0
57	07/02/2013 15.00	8,0	34,0	-2,0	2,0	0,0	8,0	34,0	-1,0	2,0	0,0	8,0	34,6	1,0	2,0	-1,0	8,0	34,6	0,0	2,0	-1,0
58	14/02/2013 08.30	6,0	34,0	-2,0	3,0	2,0	6,0	34,0	-1,0	3,0	2,0	6,0	34,6	0,0	0,0	2,0	6,0	34,6	0,0	4,0	2,0
59	19/02/2013 15.00	12,0	34,0	-3,0	1,0	1,0	12,0	34,0	-1,0	3,0	2,0	12,0	34,6	-1,0	1,0	2,0	12,0	34,6	-1,0	3,0	1,0
60	27/02/2013 08.30	6,0	34,0	-2,0	1,0	1,0	6,0	34,0	0,0	2,0	1,0	6,0	34,6	1,0	2,0	1,0	6,0	34,6	1,0	2,0	-2,0
61	05/03/2013 10.30	12,0	34,0	-2,0	3,0	0,0	12,0	34,0	-1,0	3,0	1,0	12,0	34,6	0,0	0,0	-1,0	12,0	34,6	0,0	2,0	0,0
62	12/03/2013 08.30	10,0	34,0	-2,0	2,0	1,0	10,0	34,0	-1,0	2,0	2,0	10,0	34,6	0,0	0,0	1,0	10,0	34,6	0,0	2,0	1,0
63	19/03/2013 16.00	16,0	34,0	-2,0	2,0	1,0	16,0	34,0	0,0	3,0	2,0	16,0	34,6	0,0	0,0	0,0	16,0	34,6	0,0	2,0	0,0
64	26/03/2013 08.30	13,0	34,0	-3,0	4,0	-1,0	13,0	34,0	-2,0	4,0	0,0	13,0	34,6	0,0	1,0	-2,0	13,0	34,6	0,0	3,0	-2,0
65	28/03/2013 11.00	15,0	34,0	-3,0	4,0	-1,0	15,0	34,0	-2,0	4,0	0,0	15,0	34,6	-1,0	2,0	-2,0	15,0	34,6	0,0	3,0	-1,0
66	03/04/2013 17.30	16,0	34,0	-3,0	3,0	0,0	16,0	34,0	-1,0	4,0	2,0	16,0	34,6	0,0	0,0	-2,0	16,0	34,6	1,0	2,0	-1,0
67	10/04/2013 10.30	16,0	34,0	-2,0	4,0	1,0	16,0	34,0	-1,0	3,0	1,0	16,0	34,6	0,0	1,0	0,0	16,0	34,6	0,0	2,0	1,0
68	16/04/2013 15.00	23,0	34,0	-1,0	3,0	0,0	23,0	34,0	0,0	3,0	0,0	23,0	34,6	1,0	0,0	-1,0	23,0	34,6	1,0	1,0	-2,0
69	23/04/2013 08.30	13,0	34,0	-3,0	3,0	0,0	13,0	34,0	-2,0	4,0	0,0	13,0	34,6	0,0	2,0	-1,0	13,0	34,6	-1,0	2,0	-1,0
70	03/05/2013 14.30	25,0	34,0	-2,0	4,0	0,0	25,0	34,0	0,0	5,0	0,0	25,0	34,6	1,0	2,0	0,0	25,0	34,6	1,0	3,0	0,0
71	09/05/2013 08.30	18,0	34,0	-2,0	3,0	1,0	18,0	34,0	-1,0	4,0	1,0	18,0	34,6	1,0	1,0	0,0	18,0	34,6	1,0	3,0	0,0
72	15/05/2013 14.30	21,0	34,0	-1,0	3,0	-2,0	21,0	34,0	0,0	3,0	-1,0	21,0	34,6	2,0	1,0	-1,0	21,0	34,6	1,0	2,0	-2,0
73	22/05/2013 08.30	19,0	34,0	-2,0	3,0	0,0	19,0	34,0	0,0	3,0	0,0	19,0	34,6	1,0	0,0	0,0	19,0	34,6	0,0	0,0	0,0
74	31/05/2013 15.30	18,0	34,0	-3,0	4,0	1,0	18,0	34,0	-2,0	4,0	2,0	18,0	34,6	0,0	0,0	1,0	18,0	34,6	0,0	1,0	0,0
75	07/06/2013 08.30	21,0	34,0	-3,0	4,0	0,0	21,0	34,0	-2,0	5,0	1,0	21,0	34,6	0,0	0,0	0,0	21,0	34,6	0,0	2,0	0,0
76	13/06/2013 14.30	28,0	34,0	-2,0	4,0	0,0	28,0	34,0	0,0	5,0	1,0	28,0	34,6	1,0	1,0	-1,0	28,0	34,6	1,0	1,0	-1,0
77	18/06/2013 09.00	28,0	34,0	-3,0	3,0	0,0	28,0	34,0	-1,0	3,0	1,0	28,0	34,6	0,0	0,0	0,0	28,0	34,6	0,0	0,0	0,0
78	25/06/2013 18.00	28,0	34,0	-3,0	4,0	0,0	28,0	34,0	-1,0	5,0	1,0	28,0	34,6	0,0	1,0	0,0	28,0	34,6	1,0	2,0	-1,0
79	01/07/2013 07.30	22,0	34,0	-2,0	5,0	0,0	22,0	34,0	-2,0	4,0	0,0	22,0	34,6	1,0	2,0	0,0	22,0	34,6	1,0	4,0	1,0
80	08/07/2013 17.30	25,0	34,0	-2,0	1,0	0,0	25,0	34,0	-1,0	2,0	0,0	25,0	34,6	2,0	0,0	0,0	25,0	34,6	2,0	1,0	0,0
81	13/07/2013 07.30	25,0	34,0	-3,0	4,0	2,0	25,0	34,0	-2,0	3,0	1,0	25,0	34,6	0,0	1,0	1,0	25,0	34,6	0,0	1,0	1,0
82	18/07/2013 07.30	25,0	34,0	-2,0	3,0	0,0	25,0	34,0	0,0	4,0	1,0	25,0	34,6	2,0	1,0	0,0	25,0	34,6	2,0	2,0	0,0
83	25/07/2013 18.00	27,0	34,0	-3,0	4,0	0,0	27,0	34,0	-1,0	4,0	1,0	27,0	34,6	1,0	1,0	0,0	27,0	34,6	1,0	2,0	0,0
84	31/07/2013 09.00	27,0	34,0	-2,0	5,0	0,0	27,0	34,0	-1,0	4,0	1,0	27,0	34,6	1,0	1,0	0,0	27,0	34,6	1,0	2,0	0,0
85	07/08/2013 09.00	29,0	34,0	-4,0	4,0	0,0	29,0	34,0	-1,0	4,0	1,0	29,0	34,6	1,0	1,0	1,0	29,0	34,6	1,0	1,0	0,0
86	13/08/2013 09.00	27,0	34,0	-4,0	3,0	1,0	27,0	34,0	-2,0	3,0	2,0	27,0	34,6	0,0	0,0	2,0	27,0	34,6	0,0	0,0	1,0
87	21/08/2013 07.30	23,0	34,0	-3,0	4,0	0,0	23,0	34,0	-1,0	6,0	2,0	23,0	34,6	2,0	2,0	1,0	23,0	34,6	1,0	3,0	1,0
88	28/08/2013 10.30	25,0	34,0	-1,0	3,0	2,0	25,0	34,0	0,0	3,0	4,0	25,0	34,6	3,0	0,0	2,0	25,0	34,6	3,0	0,0	2,0
89	06/09/2013 17.30	29,0	34,0	-2,0	4,0	1,0	29,0	34,0	-1,0	3,0	1,0	29,0	34,6	2,0	1,0	0,0	29,0	34,6	2,0	1,0	-1,0
90	13/09/2013 07.30	18,0	34,0	-3,0	4,0	0,0	18,0	34,0	-1,0	4,0	1,0	18,0	34,6	1,0	2,0	0,0	18,0	34,6	1,0	3,0	0,0
91	21/09/2013 09.30	21,0	34,0	-3,0	4,0	0,0	21,0	34,0	-2,0	4,0	2,0	21,0	34,6	0,0	0,0	0,0	21,0	34,6	0,0	1,0	0,0
92	26/09/2013 09.30	18,0	34,0	-3,0	3,0	1,0	18,0	34,0	-2,0	3,0	2,0	18,0	34,6	1,0	0,0	0,0	18,0	34,6	1,0	1,0	0,0
93	03/10/2013 16.30	20,0	34,0	-3,0	3,0	2,0	20,0	34,0	-1,0	3,0	2,0	20,0	34,6	1,0	-1,0	1,0	20,0	34,6	1,0</		

Ubicazione STAZIONE CHIAIA
Opera \ \ I Ordine di Tiranti \ 13-
Tipo Strumento Mire Ottiche
Data posa in opera 15/07/2011
Data lettura di zero 15/07/2011

GRAFICO QUOTA

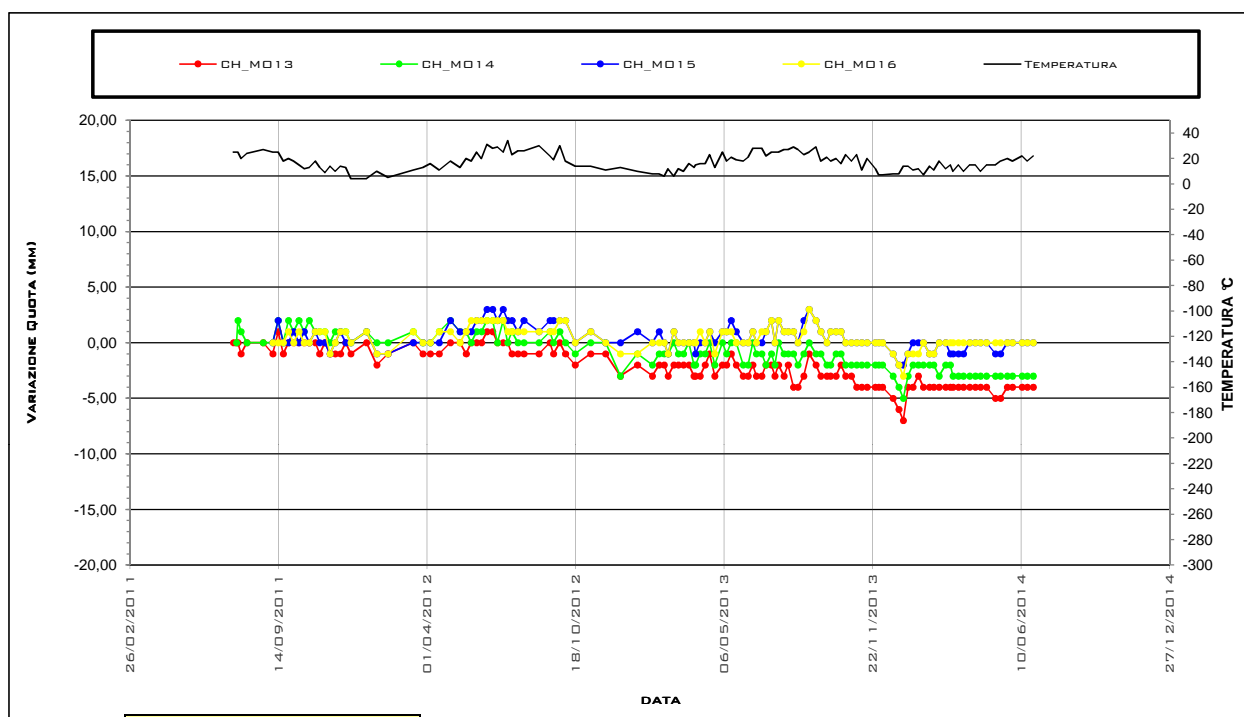
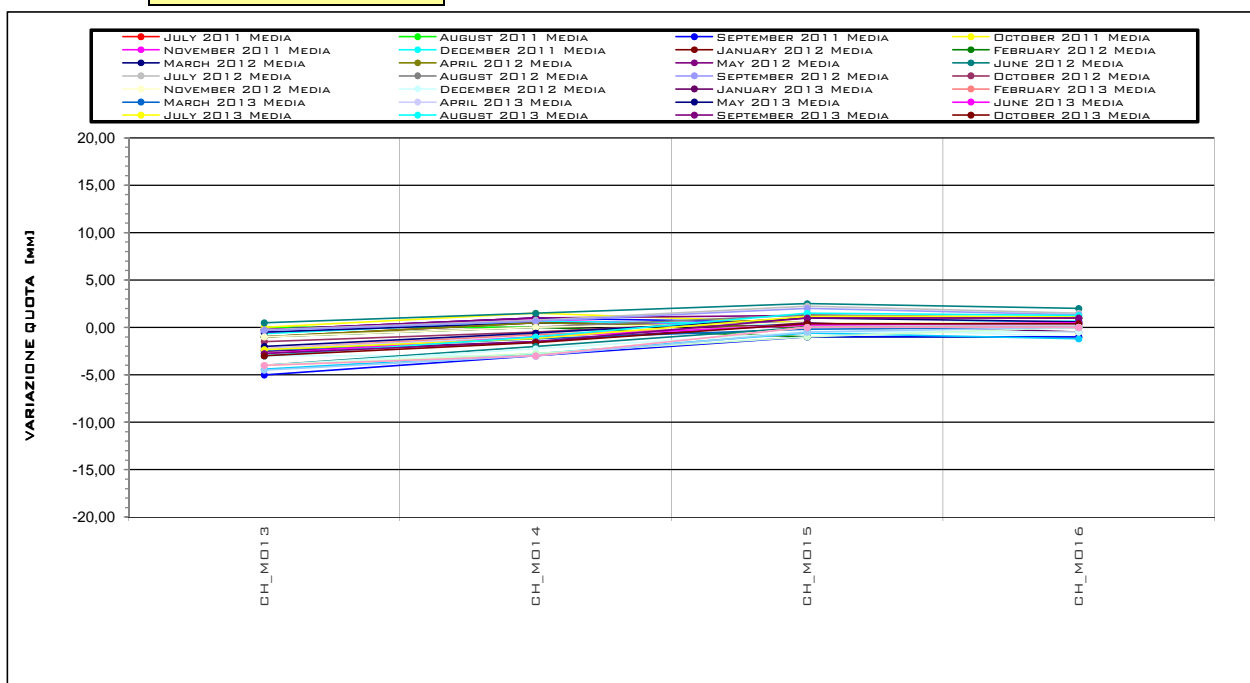


GRAFICO ISOCRONE



Ubicazione STAZIONE CHIAIA
Opera \ \ I Ordine di Tiranti \ 13-
Tipo Strumento Mire Ottiche
Data posa in opera 15/07/2011
Data lettura di zero 15/07/2011

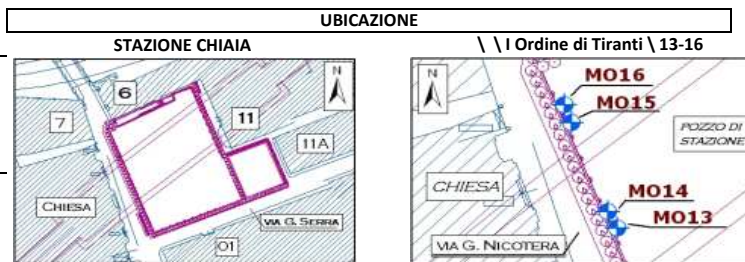


GRAFICO EST

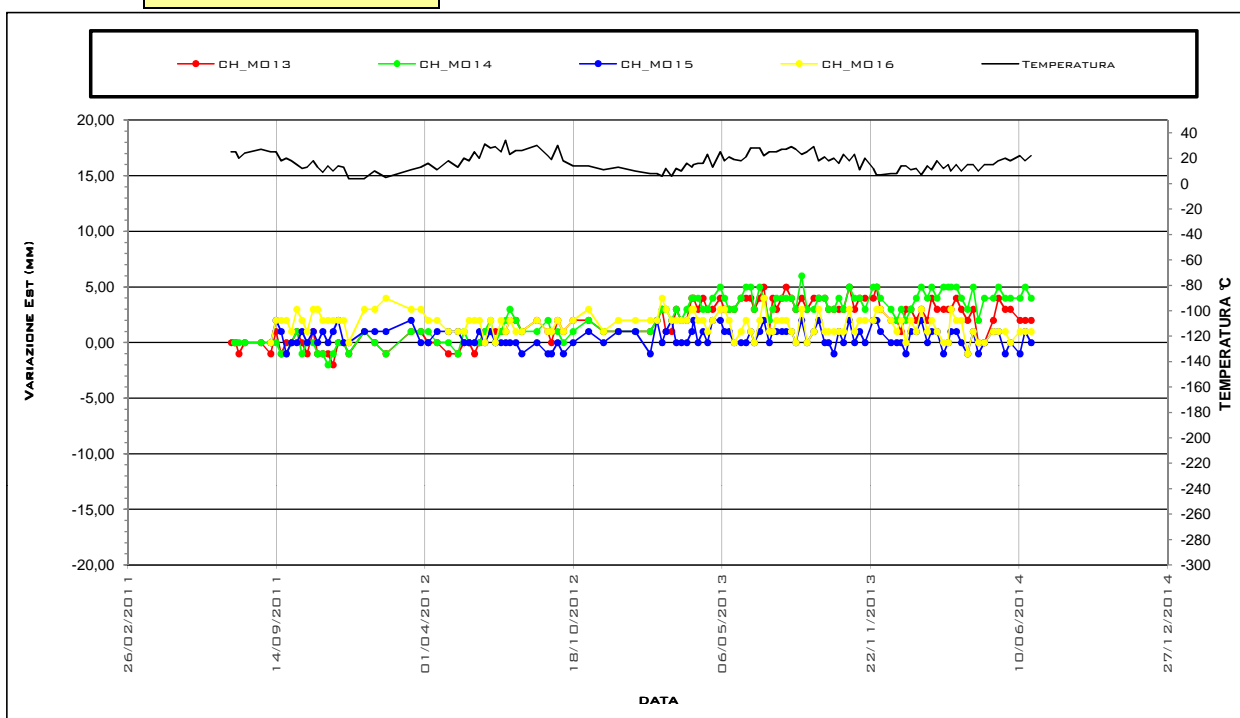
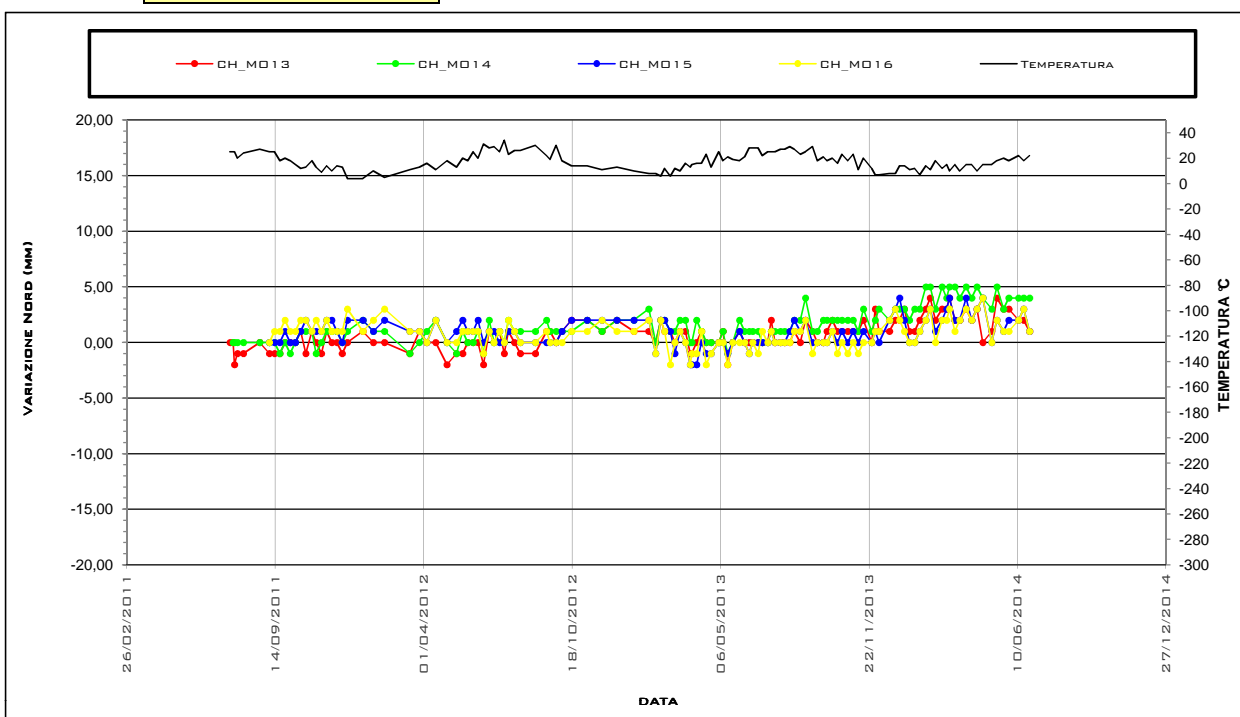


GRAFICO NORD





Ubicazione STAZIONE CHIAIA

Opera \ \ II Ordine di Tiranti \ 17-20

Tipo Strumento Mire Ottiche

Data posa in opera 17/04/2012

Data lettura di zero 17/04/2012

Ultima Misura 111 in data 26/06/2014

Let. n°	DATA	CH_M017					CH_M018					CH_M019					CH_M020				
		Temp. Media[°C]	Quota [m]	Quota Spost. [mm]	Est. Spost. [mm]	Nord Spost. [mm]	Temp. Media[°C]	Quota [m]	Quota Spost. [mm]	Est. Spost. [mm]	Nord Spost. [mm]	Temp. Media[°C]	Quota [m]	Quota Spost. [mm]	Est. Spost. [mm]	Nord Spost. [mm]	Temp. Media[°C]	Quota [m]	Quota Spost. [mm]	Est. Spost. [mm]	Nord Spost. [mm]
21	20/06/2012 16.30	31,0	26,5	1,0	2,0	2,0	31,0	26,4	1,0	3,0	2,0	31,0	28,7	0,0	1,0	1,0	31,0	28,7	1,0	0,0	-1,0
22	28/06/2012 08.30	28,0	26,5	0,0	2,0	2,0	28,0	26,4	1,0	3,0	1,0	28,0	28,7	0,0	0,0	1,0	28,0	28,7	-1,0	0,0	0,0
23	04/07/2012 19.30	29,0	26,5	0,0	3,0	2,0	29,0	26,4	1,0	3,0	3,0	29,0	28,7	0,0	0,0	2,0	29,0	28,7	0,0	0,0	0,0
24	12/07/2012 08.30	25,0	26,5	0,0	2,0	2,0	25,0	26,4	0,0	4,0	2,0	25,0	28,7	-1,0	1,0	2,0	25,0	28,7	0,0	0,0	0,0
25	18/07/2012 16.30	34,0	26,5	0,0	1,0	1,0	34,0	26,4	1,0	2,0	1,0	34,0	28,7	0,0	1,0	0,0	34,0	28,7	0,0	0,0	-1,0
26	24/07/2012 09.00	23,0	26,5	-1,0	1,0	2,0	23,0	26,4	-1,0	2,0	2,0	23,0	28,7	-1,0	1,0	1,0	23,0	28,7	-1,0	0,0	-1,0
27	01/08/2012 09.00	26,0	26,5	-2,0	2,0	3,0	26,0	26,4	-1,0	2,0	2,0	26,0	28,7	-1,0	2,0	2,0	26,0	28,7	0,0	0,0	0,0
28	09/08/2012 08.30	26,0	26,5	0,0	1,0	1,0	26,0	26,4	0,0	2,0	2,0	26,0	28,7	1,0	0,0	1,0	26,0	28,7	1,0	-1,0	-1,0
29	29/08/2012 16.00	30,0	26,5	-1,0	2,0	1,0	30,0	26,4	-1,0	3,0	2,0	30,0	28,7	0,0	1,0	2,0	30,0	28,7	0,0	0,0	-1,0
30	13/09/2012 15.00	22,0	26,5	0,0	3,0	3,0	22,0	26,4	0,0	3,0	2,0	22,0	28,7	0,0	1,0	2,0	22,0	28,7	1,0	-1,0	0,0
31	18/09/2012 08.00	19,0	26,5	0,0	1,0	1,0	19,0	26,4	0,0	2,0	2,0	19,0	28,7	0,0	0,0	1,0	19,0	28,7	1,0	0,0	0,0
32	26/09/2012 15.00	30,0	26,5	1,0	0,0	1,0	30,0	26,4	1,0	1,0	1,0	30,0	28,7	1,0	-1,0	1,0	30,0	28,7	1,0	-1,0	0,0
33	04/10/2012 09.00	18,0	26,5	1,0	2,0	2,0	18,0	26,4	0,0	2,0	2,0	18,0	28,7	0,0	0,0	1,0	18,0	28,7	0,0	0,0	0,0
34	17/10/2012 08.30	14,0	26,5	1,0	1,0	1,0	14,0	26,4	1,0	2,0	2,0	14,0	28,7	0,0	-1,0	2,0	14,0	28,7	1,0	-2,0	0,0
35	07/11/2012 08.30	14,0	26,5	-1,0	1,0	1,0	14,0	26,4	0,0	1,0	2,0	14,0	28,7	0,0	1,0	1,0	14,0	28,7	0,0	-1,0	-1,0
36	27/11/2012 08.30	11,0	26,5	0,0	1,0	0,0	11,0	26,4	1,0	2,0	0,0	11,0	28,7	0,0	0,0	0,0	11,0	28,7	1,0	-3,0	-2,0
37	17/12/2012 08.30	13,0	26,5	-1,0	1,0	1,0	13,0	26,4	0,0	1,0	1,0	13,0	28,7	-1,0	0,0	1,0	13,0	28,7	-1,0	-1,0	0,0
38	09/01/2013 08.30	10,0	26,5	-1,0	1,0	1,0	10,0	26,4	1,0	1,0	1,0	10,0	28,7	-1,0	-1,0	1,0	10,0	28,7	0,0	-2,0	0,0
39	29/01/2013 08.30	8,0	26,5	0,0	0,0	0,0	8,0	26,4	0,0	1,0	1,0	8,0	28,7	-1,0	-1,0	1,0	8,0	28,7	0,0	-2,0	-1,0
40	07/02/2013 15.00	8,0	26,5	1,0	2,0	1,0	8,0	26,4	1,0	3,0	2,0	8,0	28,7	0,0	0,0	1,0	8,0	28,7	2,0	-2,0	-1,0
41	14/02/2013 08.30	6,0	26,5	0,0	1,0	0,0	6,0	26,4	0,0	2,0	0,0	6,0	28,7	0,0	-1,0	0,0	6,0	28,7	0,0	-2,0	-2,0
42	19/02/2013 15.30	12,0	26,5	1,0	-1,0	-1,0	12,0	26,4	0,0	0,0	0,0	12,0	28,7	0,0	-1,0	0,0	12,0	28,7	0,0	-3,0	-2,0
43	27/02/2013 08.30	6,0	26,5	1,0	1,0	1,0	6,0	26,4	1,0	1,0	0,0	6,0	28,7	0,0	0,0	0,0	6,0	28,7	0,0	-3,0	-2,0
44	05/03/2013 10.30	12,0	26,5	0,0	0,0	0,0	12,0	26,4	0,0	1,0	1,0	12,0	28,7	-1,0	0,0	1,0	12,0	28,7	-1,0	-1,0	-1,0
45	12/03/2013 08.30	10,0	26,5	1,0	1,0	2,0	10,0	26,4	1,0	1,0	1,0	10,0	28,7	0,0	-1,0	1,0	10,0	28,7	1,0	-2,0	-1,0
46	19/03/2013 16.00	16,0	26,5	2,0	1,0	-1,0	16,0	26,4	1,0	3,0	1,0	16,0	28,7	0,0	0,0	1,0	16,0	28,7	0,0	-1,0	0,0
47	26/03/2013 08.30	13,0	26,5	1,0	2,0	0,0	13,0	26,4	0,0	3,0	1,0	13,0	28,7	0,0	0,0	0,0	13,0	28,7	0,0	-1,0	-2,0
48	28/03/2013 11.00	15,0	26,5	2,0	1,0	0,0	15,0	26,4	1,0	2,0	1,0	15,0	28,7	0,0	-1,0	1,0	15,0	28,7	1,0	-1,0	-1,0
49	03/04/2013 17.30	16,0	26,5	-1,0	1,0	-1,0	16,0	26,4	0,0	0,0	0,0	16,0	28,7	-1,0	-1,0	1,0	16,0	28,7	-1,0	-2,0	-1,0
50	10/04/2013 10.30	16,0	26,5	1,0	1,0	1,0	16,0	26,4	1,0	2,0	1,0	16,0	28,7	0,0	0,0	2,0	16,0	28,7	1,0	-2,0	-1,0
51	16/04/2013 15.00	23,0	26,5	0,0	1,0	0,0	23,0	26,4	0,0	1,0	-1,0	23,0	28,7	-2,0	1,0	0,0	23,0	28,7	-1,0	-2,0	-2,0
52	23/04/2013 08.30	13,0	26,5	0,0	0,0	0,0	13,0	26,4	1,0	1,0	1,0	13,0	28,7	-1,0	0,0	1,0	13,0	28,7	0,0	-2,0	-1,0
53	03/05/2013 14.30	25,0	26,5	1,0	1,0	0,0	25,0	26,4	2,0	2,0	1,0	25,0	28,7	0,0	0,0	1,0	25,0	28,7	0,0	0,0	0,0
54	09/05/2013 08.30	18,0	26,5	1,0	2,0	1,0	18,0	26,4	2,0	1,0	1,0	18,0	28,7	0,0	-1,0	2,0	18,0	28,7	1,0	-3,0	-1,0
55	15/05/2013 14.30	21,0	26,5	0,0	0,0	-1,0	21,0	26,4	1,0	2,0	0,0	21,0	28,7	-1,0	2,0	1,0	21,0	28,7	0,0	0,0	-1,0
56	22/05/2013 08.30	19,0	26,5	0,0	2,0	-1,0	19,0	26,4	1,0	2,0	1,0	19,0	28,7	-1,0	1,0	0,0	19,0	28,7	0,0	-1,0	-2,0
57	31/05/2013 15.30	18,0	26,5	2,0	1,0	-1,0	18,0	26,4	1,0	2,0	-1,0	18,0	28,7	1,0	-1,0	0,0	18,0	28,7	1,0	-1,0	-2,0
58	07/06/2013 08.30	21,0	26,5	1,0	1,0	0,0	21,0	26,4	0,0	2,0	1,0	21,0	28,7	0,0	0,0	1,0	21,0	28,7	0,0	-2,0	-1,0
59	13/06/2013 14.30	28,0	26,5	2,0	2,0	0,0	28,0	26,4	2,0	3,0	0,0	28,0	28,7	0,0	1,0	1,0	28,0	28,7	1,0	-1,0	-2,0
60	18/06/2013 09.00	28,0	26,5	1,0	1,0	1,0	28,0	26,4	0,0	2,0	1,0	28,0	28,7	-1,0	0,0	2,0	28,0	28,7	0,0	-1,0	-1,0
61	25/06/2013 18.00	28,0	26,5	1,0	1,0	0,0	28,0	26,4	1,0	3,0	1,0	28,0	28,7	0,0	1,0	1,0	28,0	28,7	0,0	0,0	-2,0
62	01/07/2013 07.30	22,0	26,5	1,0	1,0	0,0	22,0	26,4	1,0	2,0	1,0	22,0	28,7	0,0	1,0	0,0	22,0	28,7	0,0	-1,0	-1,0
63	08/07/2013 17.30	25,0	26,5	2,0	2,0	1,0	25,0	26,4	1,0	2,0	1,0	25,0	28,7	0,0	0,0	1,0	25,0	28,7	0,0	0,0	0,0
64	13/07/2013 07.30	25,0	26,5	1,0	1,0	1,0	25,0	26,4	2,0	2,0	2,0	25,0	28,7	0,0	-1,0	2,0	25,0	28,7	1,0	-2,0	-1,0
65	18/07/2013 07.30	25,0	26,5	1,0	1,0	1,0	25,0	26,4	1,0	2,0	1,0	25,0	28,7	0,0	0,0	1,0	25,0	28,7	1,0	-1,0	0,0
66	25/07/2013 08.00	27,0	26,5	2,0	0,0	0,0	27,0	26,4	1,0	1,0	1,0	27,0	28,7	0,0	0,0	2,0	27,0	28,7	0,0	0,0	0,0
67	31/07/2013 09.00	27,0	26,5	1,0	1,0	1,0	27,0	26,4	1,0	1,0	1,0	27,0	28,7	0,0	-1,0	1,0	27,0	28,7	0,0	-1,0	0,0
68	07/08/2013 09.00	29,0	26,5	1,0	1,0	2,0	29,0	26,4	1,0	1,0	2,0	29,0	28,7	-1,0	0,0	2,0	29,0	28,7	0,0	-1,0	0,0
69	13/08/2013 09.00	27,0	26,5	0,0	2,0	3,0	27,0	26,4	0,0	2,0	3,0	27,0	28,7	-2,0	1,0	2,0	27,0	28,7	-1,0	-1,0	0,0
70	21/08/2013 07.30	23,0	26,5	1,0	2,0	0,0	23,0	26,4	1,0	3,0	1,0	23,0	28,7	-1,0	1,0	1,0	23,0	28,7	0,0	0,0	0,0
71	28/08/2013 10.30	25,0	26,5	2,0	1,0	0,0	25,0	26,4	2,0	1,0	1,0	25,0	28,7	-1,0	1,0	2,0	25,0	28,7	0,0	0,0	0,0
72	06/09/2013 17.30	29,0	26,5	2,0	1,0	1,0	29,0	26,4	2,0	3,0	0,0	29,0	28,7	-1,0	1,0	1,0	29,0	28,7	0,0	-1,0	-1,0
73	13/09/2013 07.30	18,0	26,5	2,0	2,0	1,0	18,0	26,4	2,0	3,0	0,0	18,0	28,7	-1,0	2,0	2,0	18,0	28,7	0,0	0,0	0,0
74	21/09/2013 09.30	21,0	26,5	3,0	1,0	-1,0	21,0	26,4	2,0	3,0	0,0	21,0	28,7	-1,0	1,0	1,0	21,0	28,7	0,0	0,0	-1,0
75	26/09/2013 09.30	18,0	26,5	3,0	1,0	0,0	18,0	26,4	2,0	2,0	1,0	18,0	28,7	-1,0	0,0	1,0	18,0	28,7	-1,0	0,0	-1,0
76	03/10/2013 16.30	20,0	26,5	3,0	3,0	-1,0	20,0	26,4	2,0	3,0	1,0	20,0	28,7	-1,0	1,0	1,0	20,0	28,7	0,0	1,0	-1,0
77	10/																				

Ubicazione STAZIONE CHIAIA
Opera \ \ II Ordine di Tiranti \ 17-
Tipo Strumento Mire Ottiche
Data posa in opera 17/04/2012
Data lettura di zero 17/04/2012

GRAFICO QUOTA

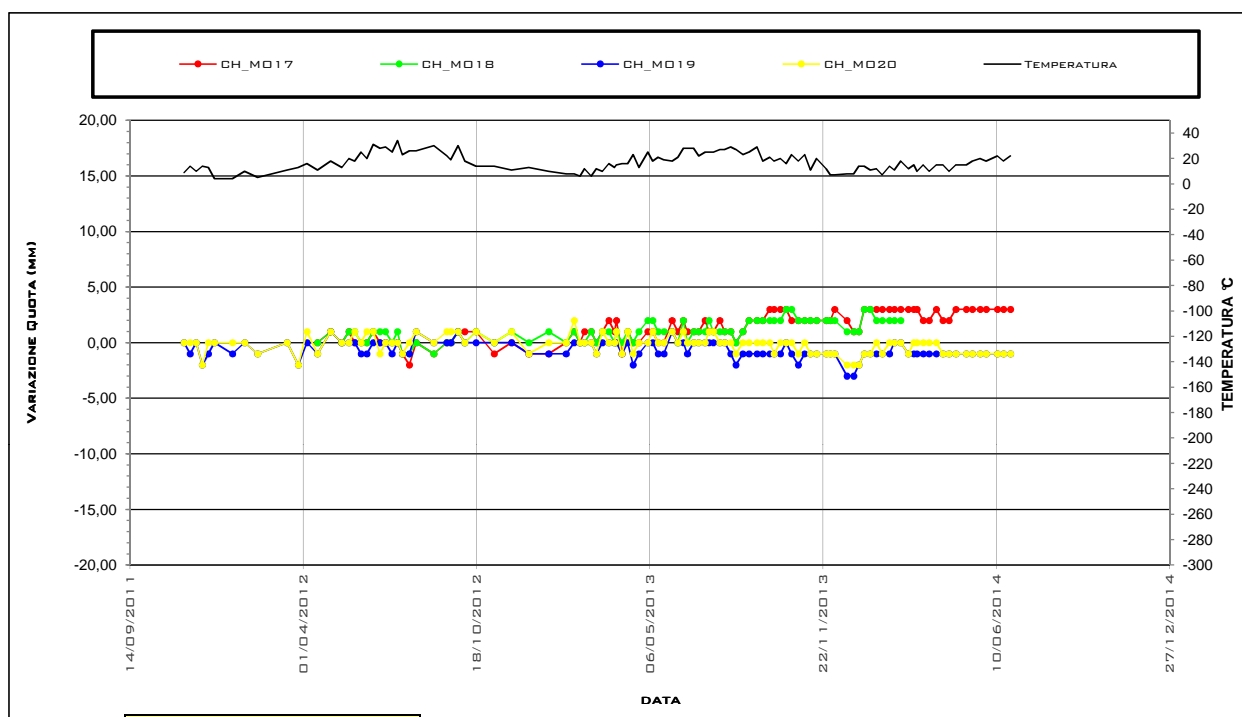
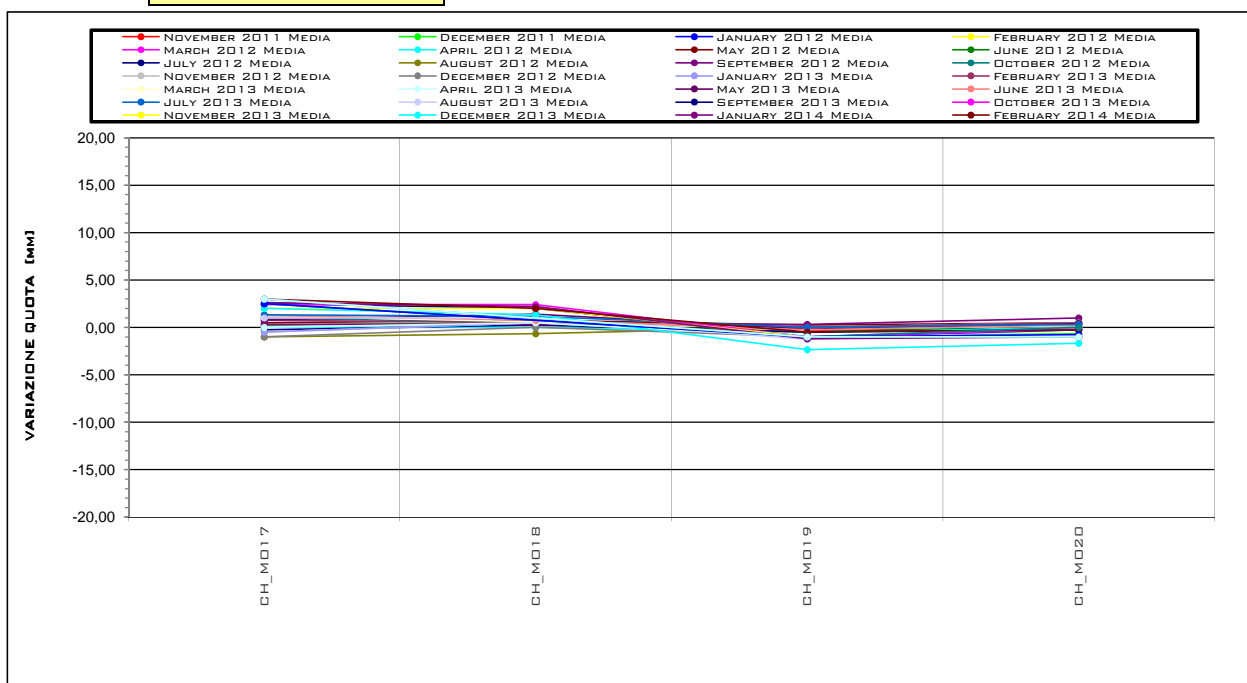


GRAFICO ISOCRONE



Ubicazione STAZIONE CHIAIA
Opera \ \ Il Ordine di Tiranti \ 17-
Tipo Strumento Mire Ottiche
Data posa in opera 17/04/2012
Data lettura di zero 17/04/2012

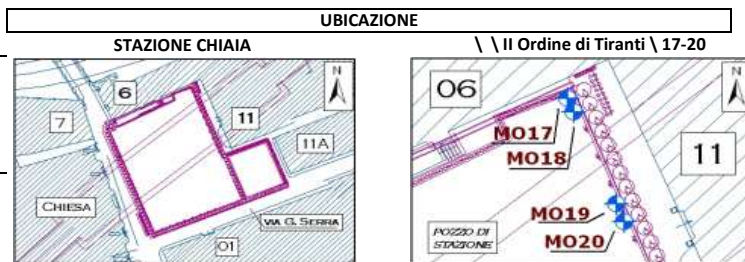


GRAFICO EST

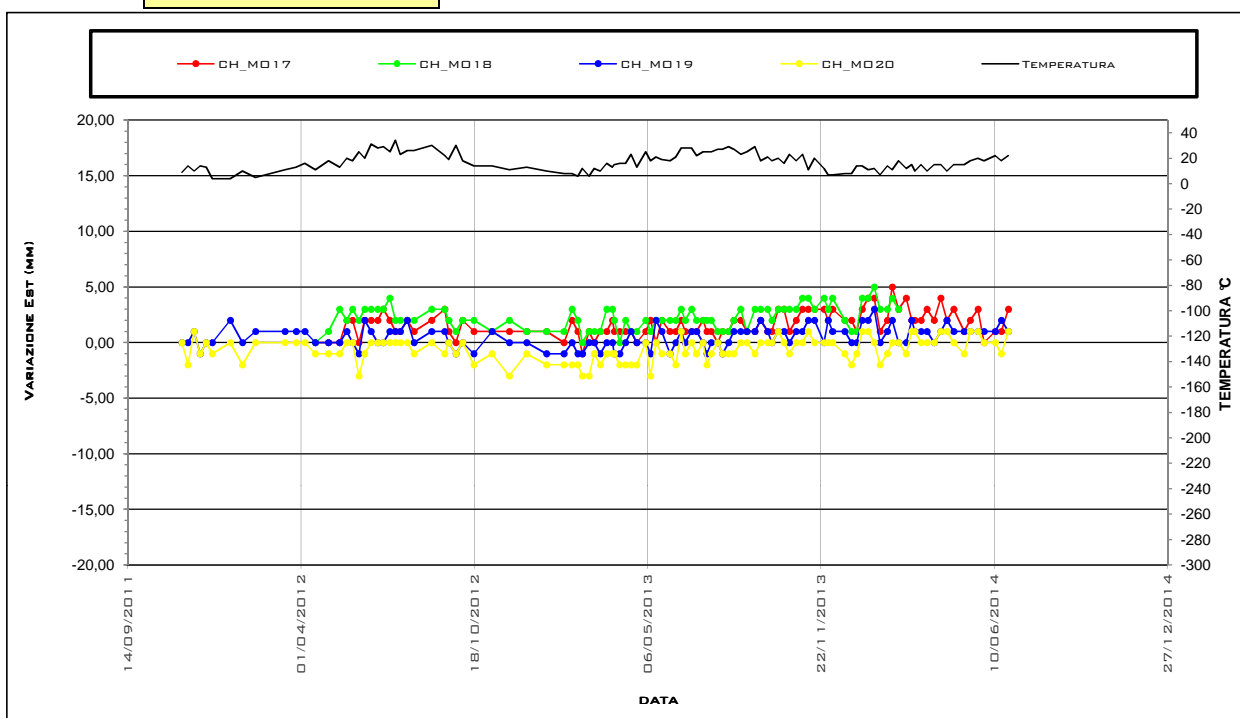
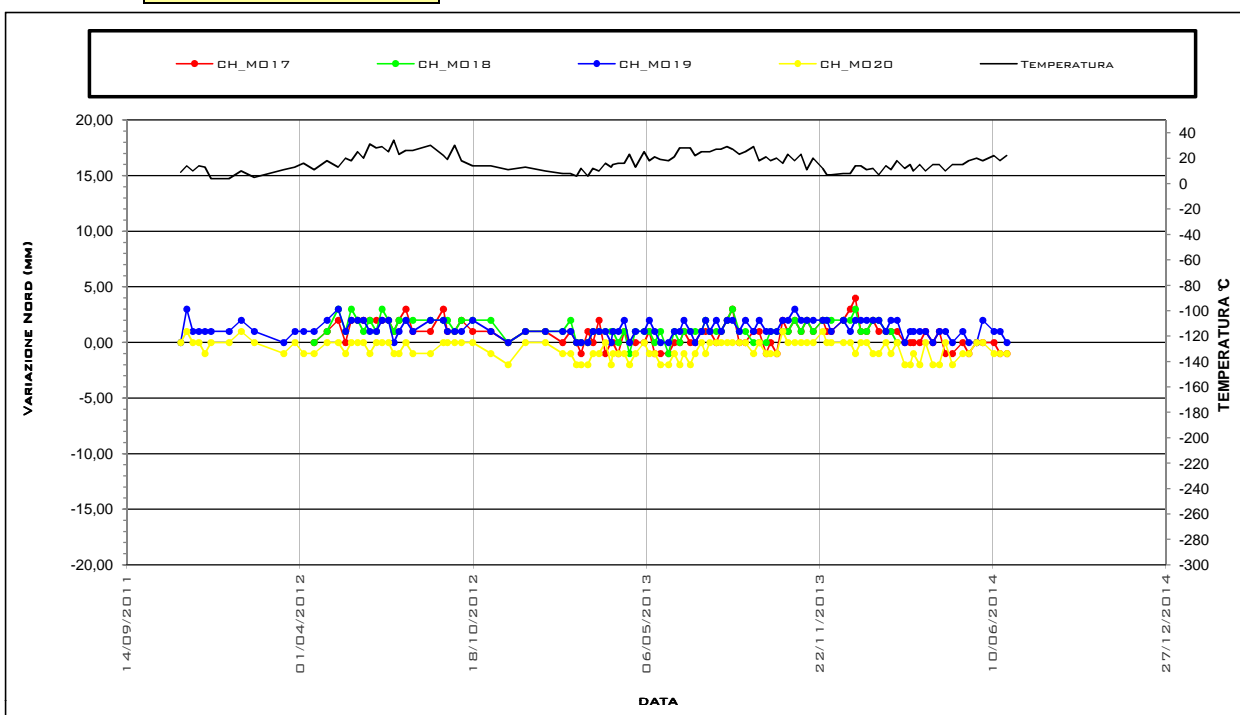


GRAFICO NORD





Ubicazione STAZIONE CHIAIA

Opera \ \ II Ordine di Tiranti \ 21-24

Tipo Strumento Mire Ottiche

Data posa in opera 02/08/2011

Data lettura di zero 02/08/2011

Ultima Misura 122 in data 26/06/2014

Lett. n°	DATA	CH_M021					CH_M022					CH_M023					CH_M024				
		Temp. Media[°C]	Quota [m]	Quota Spost. [mm]	Est Spost. [mm]	Nord Spost. [mm]	Temp. Media[°C]	Quota [m]	Quota Spost. [mm]	Est Spost. [mm]	Nord Spost. [mm]	Temp. Media[°C]	Quota [m]	Quota Spost. [mm]	Est Spost. [mm]	Nord Spost. [mm]	Temp. Media[°C]	Quota [m]	Quota Spost. [mm]	Est Spost. [mm]	Nord Spost. [mm]
32	20/06/2012 16.30	31,0	28,9	-1,0	3,0	2,0	31,0	28,9	-2,0	1,0	2,0	31,0	28,8	-1,0	-4,0	3,0	31,0	28,8	0,0	-4,0	2,0
33	28/06/2012 08.30	28,0	28,9	-2,0	3,0	3,0	28,0	28,9	-2,0	2,0	4,0	28,0	28,8	0,0	-5,0	6,0	28,0	28,8	-1,0	-4,0	5,0
34	04/07/2012 19.30	29,0	28,9	-1,0	1,0	3,0	29,0	28,9	-2,0	-1,0	3,0	29,0	28,8	-1,0	-6,0	4,0	29,0	28,8	-2,0	-5,0	3,0
35	12/07/2012 08.30	25,0	28,9	-1,0	2,0	3,0	25,0	28,9	-2,0	0,0	4,0	25,0	28,8	-1,0	-4,0	6,0	25,0	28,8	-1,0	-3,0	6,0
36	18/07/2012 16.30	34,0	28,9	0,0	4,0	4,0	34,0	28,9	-2,0	3,0	4,0	34,0	28,8	-2,0	-4,0	5,0	34,0	28,8	-3,0	-4,0	5,0
37	24/07/2012 09.00	23,0	28,9	-1,0	3,0	1,0	23,0	28,9	-3,0	3,0	2,0	23,0	28,8	-3,0	-1,0	4,0	23,0	28,8	-4,0	-1,0	4,0
38	01/08/2012 09.00	26,0	28,9	-1,0	4,0	2,0	26,0	28,9	-2,0	4,0	3,0	26,0	28,8	-3,0	-1,0	4,0	26,0	28,8	-4,0	-1,0	3,0
39	09/08/2012 08.30	26,0	28,9	-2,0	2,0	2,0	26,0	28,9	-2,0	-1,0	3,0	26,0	28,8	-3,0	-5,0	7,0	26,0	28,8	-4,0	-4,0	6,0
40	29/08/2012 16.00	30,0	28,9	-2,0	3,0	2,0	30,0	28,9	-2,0	0,0	4,0	30,0	28,8	-2,0	-5,0	6,0	30,0	28,8	-3,0	-4,0	5,0
41	13/09/2012 15.00	22,0	28,9	0,0	3,0	4,0	22,0	28,9	-2,0	1,0	6,0	22,0	28,8	-3,0	-6,0	6,0	22,0	28,8	-3,0	-5,0	6,0
42	18/09/2012 08.00	19,0	28,9	0,0	5,0	5,0	19,0	28,9	-2,0	1,0	6,0	19,0	28,8	-2,0	-5,0	7,0	19,0	28,8	-3,0	-5,0	7,0
43	26/09/2012 15.00	30,0	28,9	0,0	2,0	5,0	30,0	28,9	-1,0	0,0	6,0	30,0	28,8	-1,0	-4,0	7,0	30,0	28,8	-2,0	-3,0	6,0
44	04/10/2012 09.00	18,0	28,9	0,0	2,0	4,0	18,0	28,9	0,0	-1,0	5,0	18,0	28,8	-2,0	-6,0	6,0	18,0	28,8	-3,0	-6,0	5,0
45	17/10/2012 08.30	14,0	28,9	0,0	2,0	5,0	14,0	28,9	-1,0	0,0	6,0	14,0	28,8	-4,0	-5,0	7,0	14,0	28,8	-4,0	-5,0	7,0
46	07/11/2012 08.30	14,0	28,9	-1,0	3,0	4,0	14,0	28,9	-2,0	1,0	5,0	14,0	28,8	-3,0	-4,0	8,0	14,0	28,8	-4,0	-3,0	7,0
47	27/11/2012 08.30	11,0	28,9	0,0	-2,0	2,0	11,0	28,9	-1,0	-3,0	3,0	11,0	28,8	-3,0	-5,0	8,0	11,0	28,8	-4,0	-5,0	8,0
48	17/12/2012 08.30	13,0	28,9	-1,0	1,0	5,0	13,0	28,9	-2,0	-1,0	5,0	13,0	28,8	-6,0	-6,0	8,0	13,0	28,8	-6,0	-5,0	7,0
49	09/01/2013 08.30	10,0	28,9	-1,0	-1,0	3,0	10,0	28,9	-2,0	-4,0	5,0	10,0	28,8	-4,0	-6,0	6,0	10,0	28,8	-4,0	-5,0	7,0
50	29/01/2013 08.30	8,0	28,9	0,0	1,0	4,0	8,0	28,9	-1,0	0,0	6,0	8,0	28,8	-4,0	-5,0	9,0	8,0	28,8	-5,0	-4,0	8,0
51	07/02/2013 15.00	8,0	28,9	1,0	0,0	5,0	8,0	28,9	0,0	-1,0	6,0	8,0	28,8	-3,0	-5,0	7,0	8,0	28,8	-3,0	-5,0	6,0
52	14/02/2013 08.30	6,0	28,9	0,0	0,0	3,0	6,0	28,9	-2,0	-2,0	4,0	6,0	28,8	-2,0	-5,0	9,0	6,0	28,8	-3,0	-4,0	9,0
53	19/02/2013 15.30	12,0	28,9	0,0	2,0	5,0	12,0	28,9	-1,0	1,0	6,0	12,0	28,8	-3,0	-5,0	8,0	12,0	28,8	-4,0	-5,0	7,0
54	27/02/2013 08.30	6,0	28,9	1,0	0,0	4,0	6,0	28,9	-1,0	-2,0	5,0	6,0	28,8	-2,0	-6,0	5,0	6,0	28,8	-4,0	-5,0	4,0
55	05/03/2013 10.30	12,0	28,9	0,0	2,0	6,0	12,0	28,9	-2,0	1,0	6,0	12,0	28,8	-3,0	-4,0	8,0	12,0	28,8	-3,0	-4,0	7,0
56	12/03/2013 08.30	10,0	28,9	1,0	3,0	5,0	10,0	28,9	-1,0	2,0	6,0	10,0	28,8	-3,0	-6,0	7,0	10,0	28,8	-3,0	-5,0	7,0
57	19/03/2013 16.00	16,0	28,9	1,0	4,0	7,0	16,0	28,9	-1,0	2,0	8,0	16,0	28,8	-2,0	-7,0	8,0	16,0	28,8	-3,0	-7,0	7,0
58	26/03/2013 08.30	13,0	28,9	0,0	1,0	4,0	13,0	28,9	-1,0	-1,0	5,0	13,0	28,8	-2,0	-5,0	5,0	13,0	28,8	-3,0	-4,0	5,0
59	28/03/2013 11.00	15,0	28,9	0,0	3,0	5,0	15,0	28,9	-1,0	1,0	7,0	15,0	28,8	-2,0	-5,0	6,0	15,0	28,8	-3,0	-5,0	5,0
60	03/04/2013 17.30	16,0	28,9	-1,0	2,0	6,0	16,0	28,9	-2,0	0,0	7,0	16,0	28,8	-1,0	-4,0	6,0	16,0	28,8	-2,0	-4,0	6,0
61	10/04/2013 10.30	16,0	28,9	0,0	2,0	6,0	16,0	28,9	0,0	0,0	7,0	16,0	28,8	-2,0	-4,0	8,0	16,0	28,8	-3,0	-5,0	6,0
62	16/04/2013 15.00	23,0	28,9	0,0	6,0	5,0	23,0	28,9	-2,0	3,0	7,0	23,0	28,8	-2,0	-6,0	6,0	23,0	28,8	-2,0	-5,0	4,0
63	23/04/2013 08.30	13,0	28,9	0,0	3,0	8,0	13,0	28,9	-2,0	3,0	7,0	13,0	28,8	-2,0	-5,0	6,0	13,0	28,8	-3,0	-5,0	5,0
64	03/05/2013 14.30	25,0	28,9	0,0	7,0	7,0	25,0	28,9	-1,0	5,0	7,0	25,0	28,8	-1,0	-4,0	7,0	25,0	28,8	-2,0	-4,0	6,0
65	09/05/2013 08.30	18,0	28,9	0,0	3,0	7,0	18,0	28,9	-2,0	2,0	8,0	18,0	28,8	-1,0	-4,0	8,0	18,0	28,8	-2,0	-5,0	7,0
66	15/05/2013 14.30	21,0	28,9	0,0	6,0	6,0	21,0	28,9	-1,0	4,0	6,0	21,0	28,8	-1,0	-7,0	3,0	21,0	28,8	-2,0	-6,0	3,0
67	22/05/2013 08.30	19,0	28,9	0,0	5,0	6,0	19,0	28,9	-1,0	3,0	7,0	19,0	28,8	-1,0	-6,0	6,0	19,0	28,8	-2,0	-6,0	6,0
68	31/05/2013 15.30	18,0	28,9	1,0	3,0	4,0	18,0	28,9	0,0	2,0	5,0	18,0	28,8	-2,0	-5,0	9,0	18,0	28,8	-3,0	-5,0	7,0
69	07/06/2013 08.30	21,0	28,9	0,0	5,0	6,0	21,0	28,9	-1,0	3,0	7,0	21,0	28,8	-2,0	-6,0	7,0	21,0	28,8	-3,0	-6,0	6,0
70	13/06/2013 14.30	28,0	28,9	1,0	7,0	6,0	28,0	28,9	0,0	5,0	7,0	28,0	28,8	-1,0	-4,0	7,0	28,0	28,8	-1,0	-4,0	5,0
71	18/06/2013 09.00	28,0	28,9	-1,0	5,0	7,0	28,0	28,9	-2,0	4,0	8,0	28,0	28,8	-1,0	-6,0	8,0	28,0	28,8	-2,0	-6,0	7,0
72	25/06/2013 18.00	28,0	28,9	0,0	7,0	6,0	28,0	28,9	-1,0	6,0	6,0	28,0	28,8	-1,0	-6,0	7,0	28,0	28,8	-2,0	-5,0	6,0
73	01/07/2013 07.30	22,0	28,9	1,0	7,0	7,0	22,0	28,9	-1,0	6,0	8,0	22,0	28,8	0,0	-6,0	5,0	22,0	28,8	-2,0	-6,0	5,0
74	08/07/2013 17.30	25,0	28,9	1,0	5,0	7,0	25,0	28,9	-1,0	5,0	8,0	25,0	28,8	1,0	-9,0	5,0	25,0	28,8	0,0	-9,0	4,0
75	13/07/2013 07.30	25,0	28,9	0,0	6,0	8,0	25,0	28,9	-1,0	5,0	9,0	25,0	28,8	0,0	-8,0	7,0	25,0	28,8	-2,0	-8,0	5,0
76	18/07/2013 07.30	25,0	28,9	-1,0	7,0	8,0	25,0	28,9	-1,0	5,0	8,0	25,0	28,8	1,0	-7,0	6,0	25,0	28,8	-1,0	-8,0	5,0
77	25/07/2013 18.00	27,0	28,9	0,0	8,0	9,0	27,0	28,9	-1,0	6,0	9,0	27,0	28,8	0,0	-7,0	6,0	27,0	28,8	-1,0	-7,0	5,0
78	31/07/2013 09.00	27,0	28,9	0,0	6,0	9,0	27,0	28,9	-2,0	6,0	9,0	27,0	28,8	1,0	-6,0	8,0	27,0	28,8	-1,0	-6,0	7,0
79	07/08/2013 09.00	29,0	28,9	0,0	7,0	7,0	29,0	28,9	-2,0	6,0	7,0	29,0	28,8	-1,0	-6,0	7,0	29,0	28,8	-2,0	-6,0	5,0
80	13/08/2013 09.00	27,0	28,9	0,0	8,0	6,0	27,0	28,9	-1,0	7,0	6,0	27,0	28,8	-2,0	-6,0	6,0	27,0	28,8	-3,0	-6,0	4,0
81	21/08/2013 07.30	23,0	28,9	0,0	10,0	8,0	23,0	28,9	0,0	8,0	9,0	23,0	28,8	1,0	-7,0	7,0	23,0	28,8	0,0	-7,0	6,0
82	28/08/2013 10.30	25,0	28,9	0,0	10,0	8,0	25,0	28,9	-1,0	7,0	9,0	25,0	28,8	1,0	-8,0	10,0	25,0	28,8	0,0	-9,0	8,0
83	06/09/2013 17.30	29,0	28,9	0,0	10,0	8,0	29,0	28,9	-1,0	5,0	10,0	29,0	28,8	0,0	-8,0	8,0	29,0	28,8	-1,0	-8,0	5,0
84	13/09/2013 07.30	18,0	28,9	2,0	8,0	8,0	18,0	28,9	0,0	6,0	9,0	18,0	28,8	0,0	-8,0	7,0	18,0	28,8	-1,0	-7,0	5,0
85	21/09/2013 09.30	21,0	28,9	1,0	7,0	7,0	21,0	28,9	-1,0	6,0	8,0	21,0	28,8	0,0	-8,0	8,0	21,0	28,8	-1,0	-7,0	7,0
86	26/09/2013 09.30	18,0	28,9	1,0	9,0	8,0	18,0	28,9	0,0	6,0	9,0	18,0	28,8	0,0	-9,0	8,0	18,0	28,8	-1,0	-8,0	

Ubicazione STAZIONE CHIAIA
Opera \ \ Il Ordine di Tiranti \ 21-
Tipo Strumento Mire Ottiche
Data posa in opera 02/08/2011
Data lettura di zero 02/08/2011

GRAFICO QUOTA

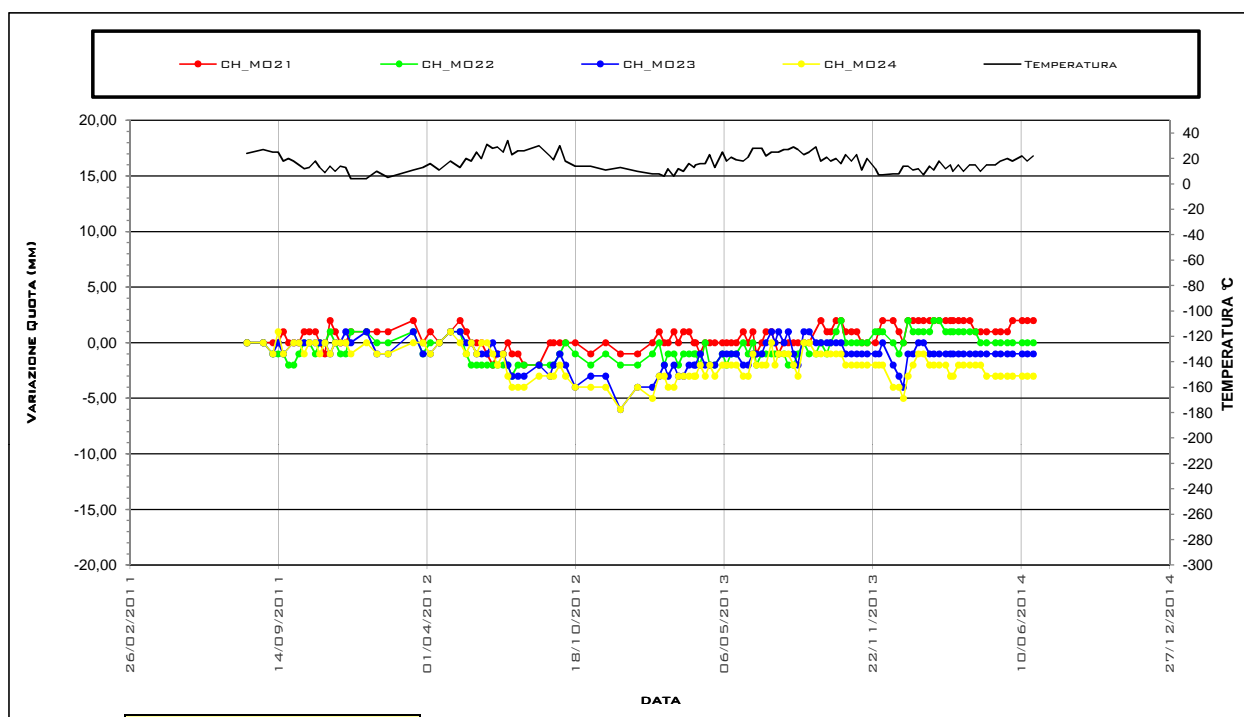
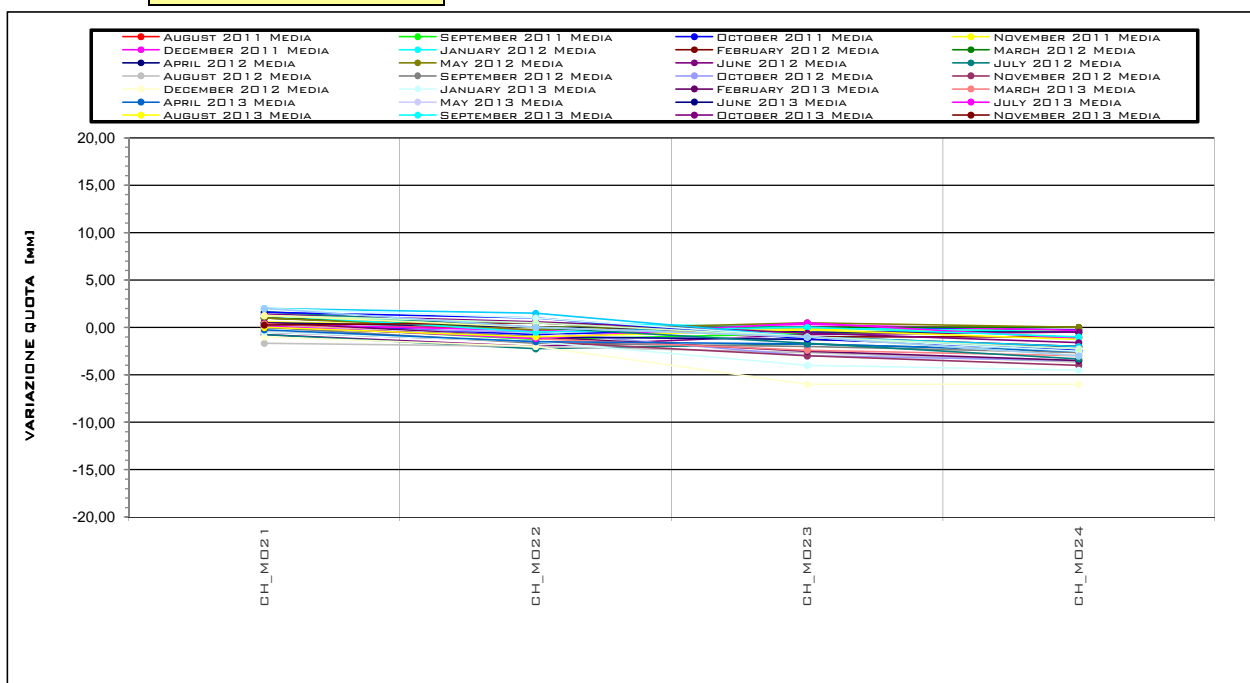


GRAFICO ISOCRONE



Ubicazione STAZIONE CHIAIA
Opera \ \ Il Ordine di Tiranti \ 21-
Tipo Strumento Mire Ottiche
Data posa in opera 02/08/2011
Data lettura di zero 02/08/2011

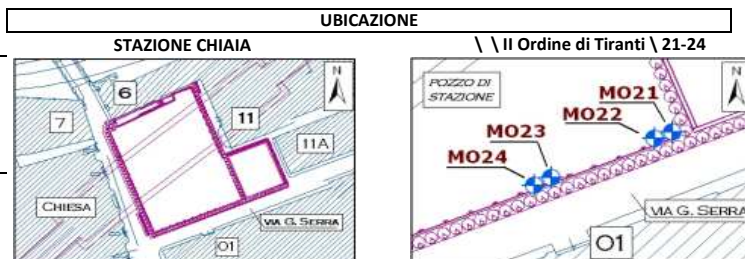


GRAFICO EST

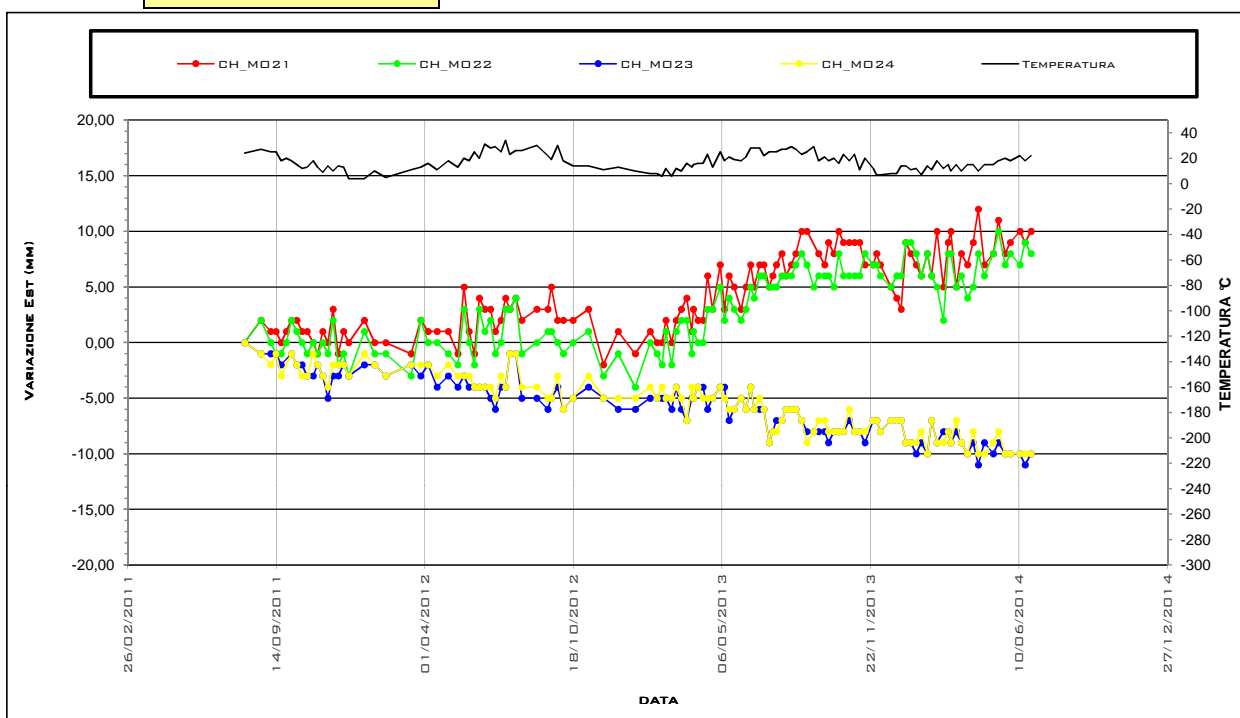
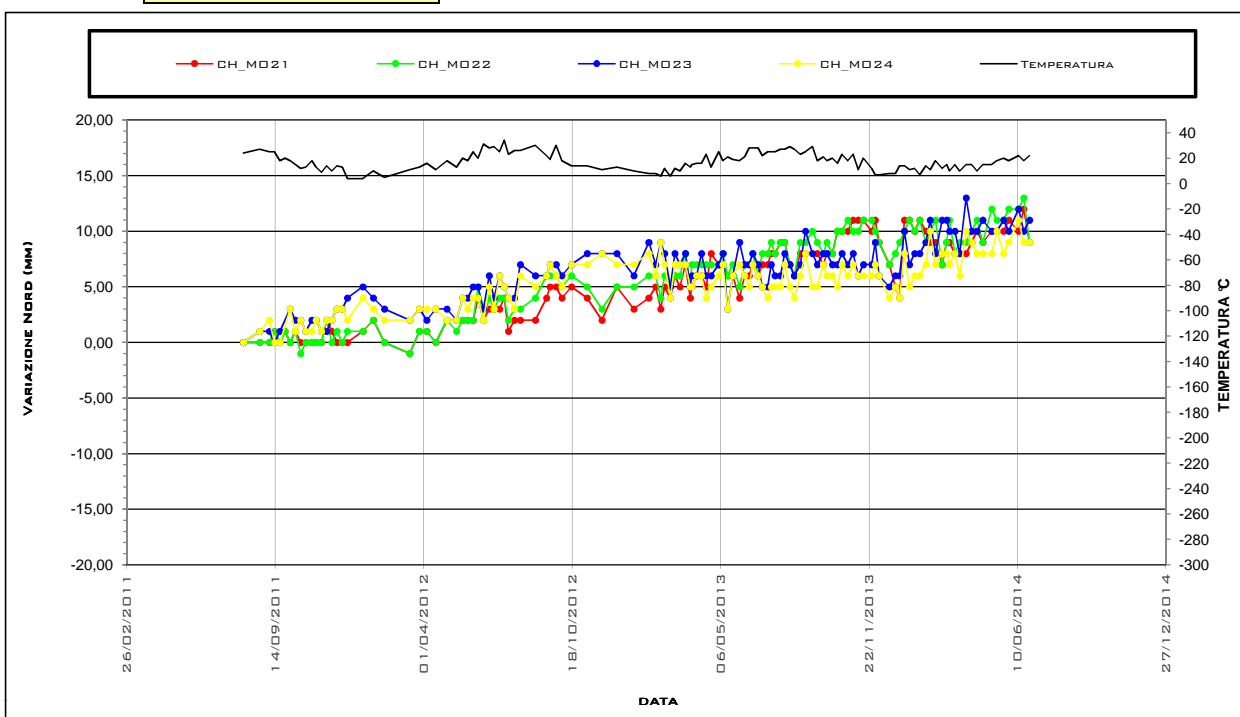


GRAFICO NORD





Ubicazione STAZIONE CHIAIA

Opera \ \ Il Ordine di Tiranti \ 25-28

Tipo Strumento Mire Ottiche

Data posa in opera 25/07/2011

Data lettura di zero 25/07/2011

Ultima Misura 124 **in data** 26/06/2014

Lett. n°	DATA	CH_M025					CH_M026					CH_M027					CH_M028				
		Temp. Media[° C]	Quota [m]	Quota Spost. [mm]	Est Spost. [mm]	Nord Spost. [mm]	Temp. Media[° C]	Quota [m]	Quota Spost. [mm]	Est Spost. [mm]	Nord Spost. [mm]	Temp. Media[° C]	Quota [m]	Quota Spost. [mm]	Est Spost. [mm]	Nord Spost. [mm]	Temp. Media[° C]	Quota [m]	Quota Spost. [mm]	Est Spost. [mm]	Nord Spost. [mm]
34	20/06/2012 16.30	31,0	29,9	0,0	0,0	3,0	31,0	30,0	0,0	-1,0	2,0	31,0	29,8	0,0	1,0	-2,0	31,0	29,8	0,0	1,0	-1,0
35	28/06/2012 08.30	28,0	29,9	-1,0	0,0	6,0	28,0	30,0	0,0	-1,0	5,0	28,0	29,8	0,0	1,0	1,0	28,0	29,8	-1,0	1,0	1,0
36	04/07/2012 19.30	29,0	29,9	-1,0	-2,0	4,0	29,0	30,0	-1,0	-4,0	3,0	29,0	29,8	-1,0	-1,0	0,0	29,0	29,8	0,0	0,0	0,0
37	12/07/2012 08.30	25,0	29,9	-1,0	1,0	6,0	25,0	30,0	0,0	0,0	4,0	25,0	29,8	-1,0	1,0	0,0	25,0	29,8	-1,0	0,0	1,0
38	18/07/2012 16.30	34,0	29,9	-2,0	0,0	6,0	34,0	30,0	-2,0	-2,0	5,0	34,0	29,8	-2,0	1,0	0,0	34,0	29,8	-2,0	2,0	-1,0
39	24/07/2012 09.00	23,0	29,9	-2,0	2,0	4,0	23,0	30,0	-2,0	1,0	2,0	23,0	29,8	-3,0	1,0	0,0	23,0	29,8	-2,0	2,0	-1,0
40	01/08/2012 09.00	26,0	29,9	-2,0	1,0	3,0	26,0	30,0	-2,0	0,0	3,0	26,0	29,8	-3,0	1,0	0,0	26,0	29,8	-3,0	2,0	0,0
41	09/08/2012 08.30	26,0	29,9	-3,0	-1,0	7,0	26,0	30,0	-2,0	-1,0	5,0	26,0	29,8	-3,0	0,0	1,0	26,0	29,8	-3,0	1,0	1,0
42	29/08/2012 16.00	30,0	29,9	-3,0	0,0	5,0	30,0	30,0	-2,0	-2,0	4,0	30,0	29,8	-2,0	1,0	0,0	30,0	29,8	-3,0	2,0	0,0
43	13/09/2012 15.00	22,0	29,9	-2,0	-2,0	7,0	22,0	30,0	-2,0	-2,0	5,0	22,0	29,8	-1,0	1,0	1,0	22,0	29,8	-1,0	0,0	2,0
44	18/09/2012 08.00	19,0	29,9	-2,0	-1,0	7,0	19,0	30,0	-1,0	-1,0	5,0	19,0	29,8	-2,0	0,0	0,0	19,0	29,8	-2,0	1,0	1,0
45	26/09/2012 15.00	30,0	29,9	-1,0	0,0	6,0	30,0	30,0	-1,0	-2,0	4,0	30,0	29,8	-1,0	1,0	1,0	30,0	29,8	-1,0	0,0	1,0
46	04/10/2012 09.00	18,0	29,9	-2,0	-2,0	7,0	18,0	30,0	-2,0	-3,0	5,0	18,0	29,8	-1,0	0,0	2,0	18,0	29,8	-2,0	0,0	1,0
47	17/10/2012 08.30	14,0	29,9	-5,0	0,0	6,0	14,0	30,0	-4,0	-2,0	6,0	14,0	29,8	-3,0	1,0	2,0	14,0	29,8	-3,0	1,0	1,0
48	07/11/2012 08.30	14,0	29,9	-3,0	-1,0	7,0	14,0	30,0	-2,0	-1,0	7,0	14,0	29,8	-2,0	2,0	3,0	14,0	29,8	-2,0	1,0	2,0
49	27/11/2012 08.30	11,0	29,9	-2,0	-1,0	8,0	11,0	30,0	-2,0	-2,0	6,0	11,0	29,8	-3,0	1,0	1,0	11,0	29,8	-2,0	1,0	1,0
50	17/12/2012 08.30	13,0	29,9	-4,0	-2,0	7,0	13,0	30,0	-4,0	-2,0	6,0	13,0	29,8	-4,0	1,0	2,0	13,0	29,8	-4,0	0,0	1,0
51	09/01/2013 08.30	10,0	29,9	-3,0	-1,0	8,0	10,0	30,0	-3,0	-2,0	5,0	10,0	29,8	-3,0	1,0	1,0	10,0	29,8	-3,0	0,0	1,0
52	29/01/2013 08.30	8,0	29,9	-3,0	-1,0	8,0	8,0	30,0	-2,0	-3,0	5,0	8,0	29,8	-4,0	0,0	2,0	8,0	29,8	-4,0	1,0	2,0
53	07/02/2013 15.00	8,0	29,9	-2,0	0,0	6,0	8,0	30,0	-1,0	-1,0	5,0	8,0	29,8	-2,0	0,0	0,0	8,0	29,8	-2,0	1,0	0,0
54	14/02/2013 08.30	6,0	29,9	-1,0	-1,0	8,0	6,0	30,0	-1,0	0,0	8,0	6,0	29,8	-2,0	1,0	1,0	6,0	29,8	-2,0	2,0	3,0
55	19/02/2013 15.30	12,0	29,9	-2,0	0,0	8,0	12,0	30,0	-2,0	-1,0	6,0	12,0	29,8	-3,0	1,0	1,0	12,0	29,8	-3,0	1,0	1,0
56	27/02/2013 08.30	6,0	29,9	-1,0	-2,0	5,0	6,0	30,0	-1,0	-3,0	4,0	6,0	29,8	-2,0	-1,0	0,0	6,0	29,8	-2,0	0,0	0,0
57	05/03/2013 10.30	12,0	29,9	-2,0	0,0	7,0	12,0	30,0	-2,0	0,0	6,0										
58	12/03/2013 08.30	10,0	29,9	-2,0	-2,0	7,0	10,0	30,0	-1,0	-2,0	5,0										
59	19/03/2013 16.00	16,0	29,9	-1,0	-1,0	7,0	16,0	30,0	0,0	-2,0	5,0										
60	26/03/2013 08.30	13,0	29,9	-3,0	-1,0	4,0	13,0	30,0	-2,0	-1,0	3,0										
61	28/03/2013 11.00	15,0	29,9	-2,0	0,0	6,0	15,0	30,0	-2,0	-1,0	3,0										
62	03/04/2013 17.30	16,0	29,9	-2,0	0,0	5,0	16,0	30,0	-1,0	-1,0	5,0	16,0	29,8	-2,0	2,0	0,0	16,0	29,8	-3,0	3,0	1,0
63	10/04/2013 10.30	16,0	29,9	-2,0	-2,0	5,0	16,0	30,0	-1,0	-2,0	5,0	16,0	29,8	-3,0	1,0	0,0	16,0	29,8	-3,0	3,0	0,0
64	16/04/2013 15.00	23,0	29,9	-1,0	-1,0	4,0	23,0	30,0	-1,0	-2,0	3,0	23,0	29,8	-1,0	1,0	-1,0	23,0	29,8	-2,0	2,0	0,0
65	23/04/2013 08.30	13,0	29,9	-2,0	0,0	5,0	13,0	30,0	-1,0	-1,0	4,0	13,0	29,8	-3,0	2,0	-1,0	13,0	29,8	-3,0	3,0	0,0
66	03/05/2013 14.30	25,0	29,9	-2,0	-1,0	5,0	25,0	30,0	-1,0	0,0	5,0	25,0	29,8	-2,0	3,0	1,0	25,0	29,8	-2,0	4,0	0,0
67	09/05/2013 08.30	18,0	29,9	-2,0	0,0	5,0	18,0	30,0	-1,0	-1,0	4,0	18,0	29,8	-2,0	3,0	-1,0	18,0	29,8	-2,0	3,0	0,0
68	15/05/2013 14.30	21,0	29,9	0,0	-2,0	3,0	21,0	30,0	0,0	-3,0	2,0	21,0	29,8	-1,0	1,0	-1,0	21,0	29,8	-2,0	1,0	-2,0
69	22/05/2013 08.30	19,0	29,9	-1,0	-2,0	6,0	19,0	30,0	-1,0	-3,0	4,0	19,0	29,8	-2,0	1,0	0,0	19,0	29,8	-2,0	1,0	0,0
70	31/05/2013 15.30	18,0	29,9	-2,0	0,0	7,0	18,0	30,0	-2,0	-2,0	4,0	18,0	29,8	-3,0	2,0	0,0	18,0	29,8	-3,0	3,0	1,0
71	07/06/2013 08.30	21,0	29,9	-2,0	-2,0	6,0	21,0	30,0	-2,0	-2,0	4,0	21,0	29,8	-3,0	2,0	0,0	21,0	29,8	-3,0	2,0	1,0
72	13/06/2013 14.30	28,0	29,9	-1,0	0,0	5,0	28,0	30,0	0,0	-1,0	4,0	28,0	29,8	-2,0	4,0	0,0	28,0	29,8	-2,0	4,0	-1,0
73	18/06/2013 09.00	28,0	29,9	-2,0	-2,0	6,0	28,0	30,0	0,0	-2,0	5,0	28,0	29,8	-4,0	2,0	0,0	28,0	29,8	-3,0	3,0	1,0
74	25/06/2013 18.00	28,0	29,9	-2,0	-2,0	6,0	28,0	30,0	-1,0	-3,0	4,0	28,0	29,8	-4,0	2,0	0,0	28,0	29,8	-3,0	3,0	0,0
75	01/07/2013 07.30	22,0	29,9	-1,0	-3,0	5,0	22,0	30,0	-1,0	-4,0	4,0	22,0	29,8	-3,0	2,0	0,0	22,0	29,8	-3,0	3,0	0,0
76	08/07/2013 17.30	25,0	29,9	1,0	-5,0	5,0	25,0	30,0	1,0	-6,0	4,0	25,0	29,8	-1,0	0,0	0,0	25,0	29,8	-1,0	1,0	1,0
77	13/07/2013 07.30	25,0	29,9	-1,0	-3,0	6,0	25,0	30,0	-1,0	-5,0	5,0	25,0	29,8	-4,0	1,0	1,0	25,0	29,8	-3,0	2,0	2,0
78	18/07/2013 07.30	25,0	29,9	1,0	-3,0	6,0	25,0	30,0	0,0	-5,0	3,0	25,0	29,8	-2,0	3,0	0,0	25,0	29,8	-2,0	3,0	1,0
79	25/07/2013 18.00	27,0	29,9	0,0	-3,0	7,0	27,0	30,0	-1,0	-4,0	4,0	27,0	29,8	-3,0	2,0	0,0	27,0	29,8	-2,0	2,0	1,0
80	31/07/2013 09.00	27,0	29,9	0,0	-2,0	6,0	27,0	30,0	1,0	-3,0	5,0	27,0	29,8	-3,0	3,0	1,0	27,0	29,8	-3,0	4,0	0,0
81	07/08/2013 09.00	29,0	29,9	-1,0	-2,0	5,0	29,0	30,0	0,0	-3,0	4,0	29,0	29,8	-4,0	3,0	1,0	29,0	29,8	-4,0	4,0	0,0
82	13/08/2013 09.00	27,0	29,9	-2,0	-3,0	4,0	27,0	30,0	-1,0	-4,0	3,0	27,0	29,8	-5,0	2,0	1,0	27,0	29,8	-5,0	3,0	1,0
83	21/08/2013 07.30	23,0	29,9	-1,0	-4,0	6,0	23,0	30,0	0,0	-3,0	5,0	23,0	29,8	-2,0	3,0	1,0	23,0	29,8	-3,0	2,0	1,0
84	28/08/2013 10.30	25,0	29,9	1,0	-5,0	9,0	25,0	30,0	1,0	-5,0	7,0	25,0	29,8	-2,0	0,0	3,0	25,0	29,8	-2,0	2,0	3,0
85	06/09/2013 17.30	29,0	29,9	0,0	-5,0	6,0	29,0	30,0	1,0	-4,0	5,0	29,0	29,8	-3,0	2,0	0,0	29,0	29,8	-3,0	2,0	1,0
86	13/09/2013 07.30	18,0	29,9	0,0	-3,0	6,0	18,0	30,0	1,0	-4,0	5,0	18,0	29,8	-2,0	3,0	1,0	18,0	29,8	-3,0	3,0	1,0
87	21/09/2013 09.30	21,0	29,9	-1,0	-4,0	7,0	21,0	30,0	-1,0	-4,0	6,0	21,0	29,8	-3,0	2,0	2,0	21,0	29,8	-3,0	3,0	2,0
88	26/09/2013 09.30	18,0	29,9	0,0	-4,0	7,0	18,0	30,0	0,0	-5,0	5,0	18,0	29,8	-3,0	1,0	2,0	18,0	29,8	-3,0	1,0	1,0
89	03/10/2013 16.30	20,0	29,9	-1,0	-4,0	6,0	20,0	30,0	-1,0	-4,0	5,0	20,0	29,8	-3,0	1,0	2,0	20,0	29,8	-3,0	1,0	1,0
90	10/10/2013 08.30	16,0																			

Ubicazione STAZIONE CHIAIA
Opera \ \ Il Ordine di Tiranti \ 25-
Tipo Strumento Mire Ottiche
Data posa in opera 25/07/2011
Data lettura di zero 25/07/2011

GRAFICO QUOTA

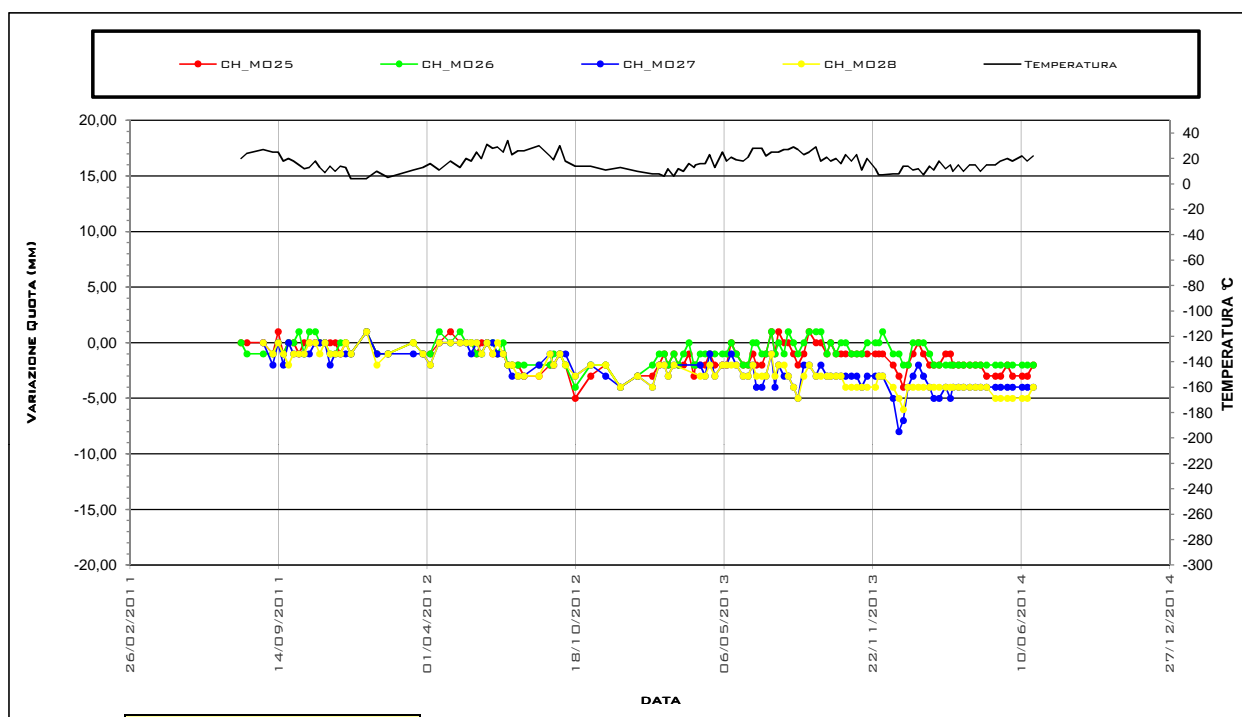
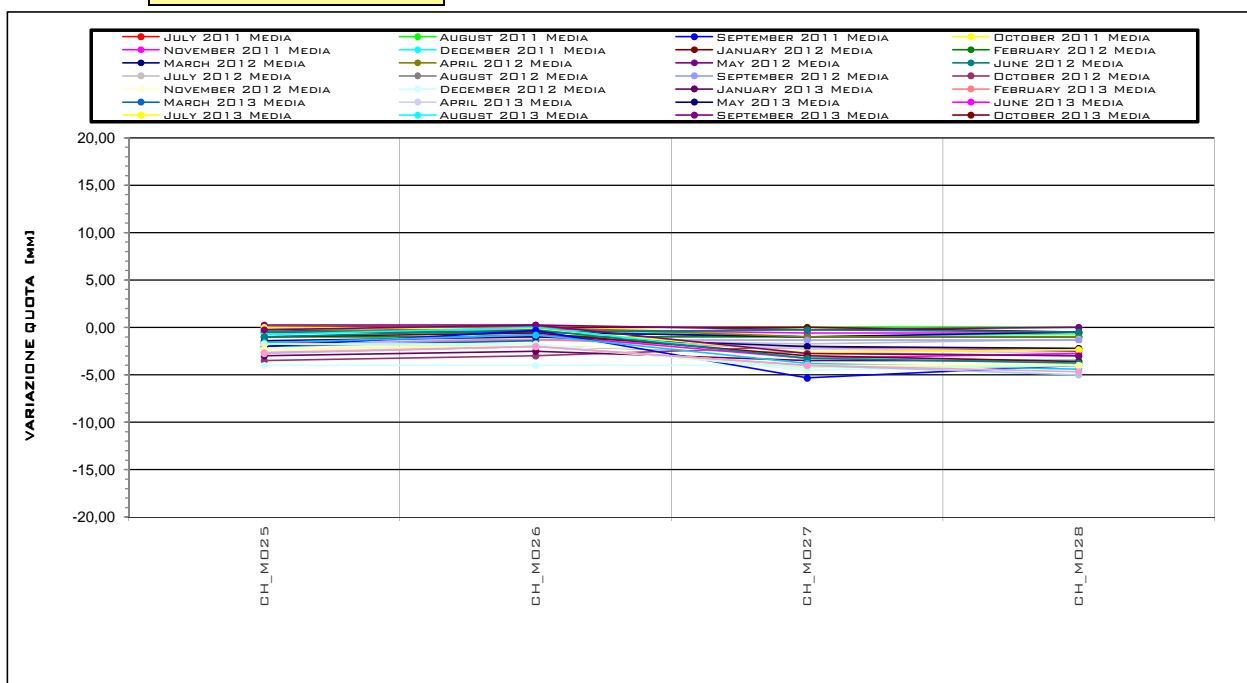


GRAFICO ISOCRONE



Ubicazione STAZIONE CHIAIA
Opera \ \ Il Ordine di Tiranti \ 25-
Tipo Strumento Mire Ottiche
Data posa in opera 25/07/2011
Data lettura di zero 25/07/2011

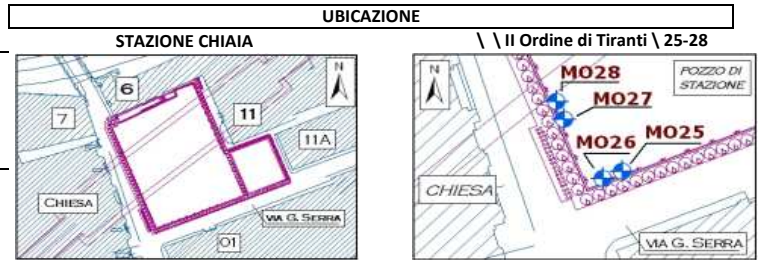


GRAFICO EST

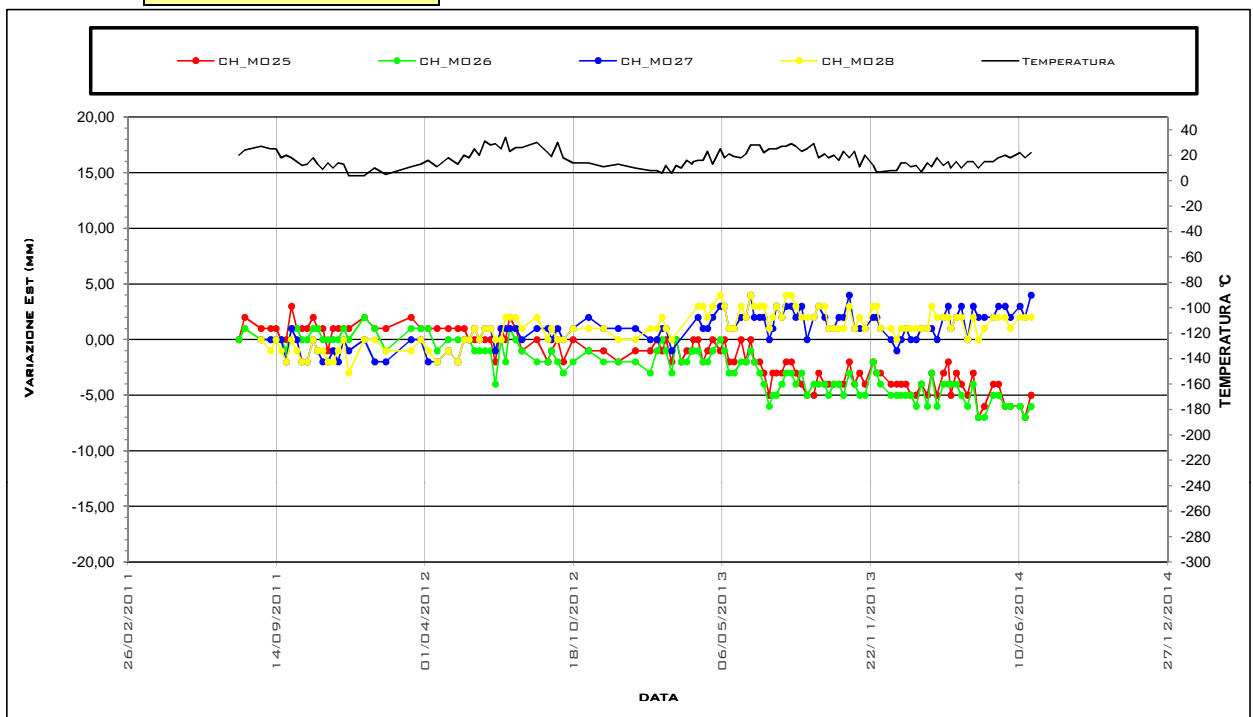
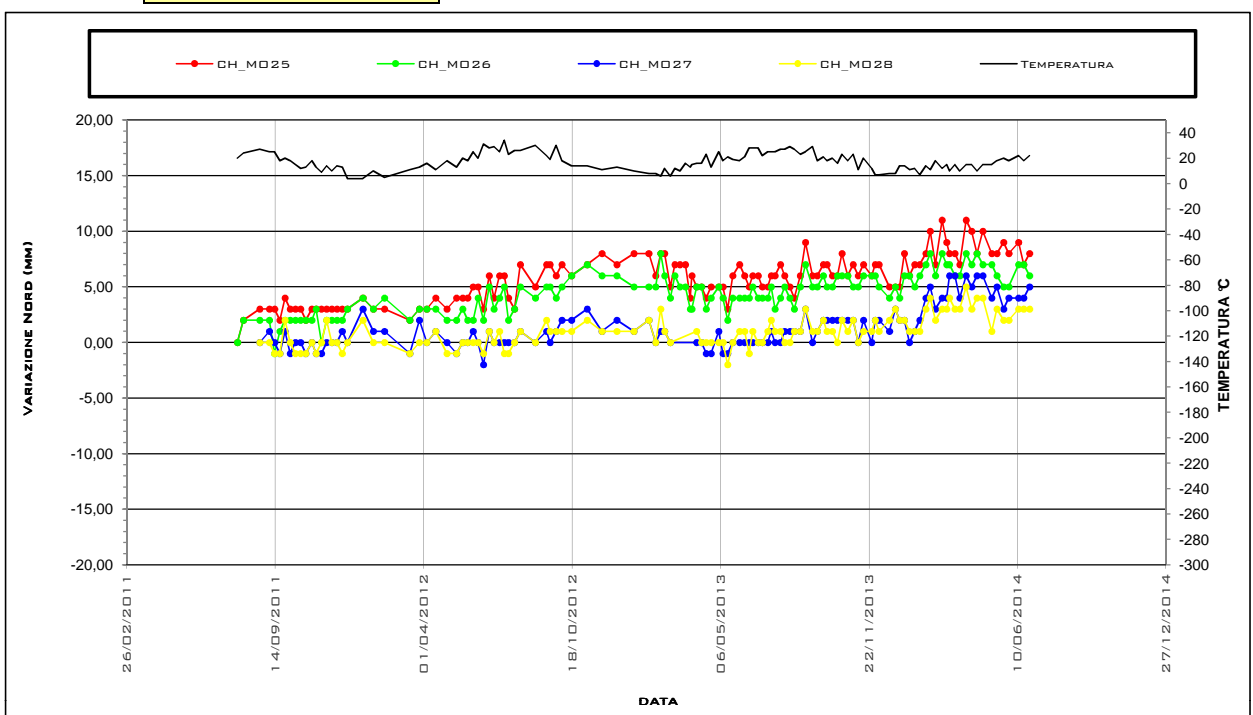


GRAFICO NORD





Ubicazione STAZIONE CHIAIA

Opera \ \ II Ordine di Tiranti \ 29-32

Tipo Strumento Mire Ottiche

Data posa in opera 24/08/2011

Data lettura di zero 24/08/2011

Ultima Misura 122 **in data** 26/06/2014

Lett. n°	DATA	CH_M029					CH_M030					CH_M031					CH_M032				
		Temp. Media[° C]	Quota [m]	Quota Spost. [mm]	Est Spost. [mm]	Nord Spost. [mm]	Temp. Media[° C]	Quota [m]	Quota Spost. [mm]	Est Spost. [mm]	Nord Spost. [mm]	Temp. Media[° C]	Quota [m]	Quota Spost. [mm]	Est Spost. [mm]	Nord Spost. [mm]	Temp. Media[° C]	Quota [m]	Quota Spost. [mm]	Est Spost. [mm]	Nord Spost. [mm]
32	20/06/2012 16.30	31,0	30,0	1,0	1,0	-1,0	31,0	30,0	1,0	1,0	0,0	31,0	27,9	2,0	1,0	-1,0	31,0	28,0	0,0	1,0	-1,0
33	28/06/2012 08.30	28,0	30,0	0,0	1,0	1,0	28,0	30,0	1,0	1,0	2,0	28,0	27,9	3,0	2,0	1,0	28,0	28,0	1,0	1,0	1,0
34	04/07/2012 19.30	29,0	30,0	0,0	0,0	0,0	29,0	30,0	0,0	0,0	1,0	29,0	27,9	2,0	2,0	1,0	29,0	28,0	1,0	1,0	0,0
35	12/07/2012 08.30	25,0	30,0	0,0	2,0	2,0	25,0	30,0	1,0	1,0	1,0	25,0	27,9	3,0	1,0	0,0	25,0	28,0	1,0	1,0	-1,0
36	18/07/2012 16.30	34,0	30,0	-1,0	2,0	1,0	34,0	30,0	-1,0	1,0	1,0	34,0	27,9	2,0	1,0	0,0	34,0	28,0	0,0	2,0	-2,0
37	24/07/2012 09.00	23,0	30,0	-1,0	2,0	1,0	23,0	30,0	-1,0	1,0	1,0	23,0	27,9	1,0	-1,0	-1,0	23,0	28,0	0,0	1,0	0,0
38	01/08/2012 09.00	26,0	30,0	-2,0	2,0	0,0	26,0	30,0	-1,0	2,0	2,0	26,0	27,9	1,0	0,0	0,0	26,0	28,0	-1,0	2,0	-1,0
39	09/08/2012 08.30	26,0	30,0	-2,0	2,0	0,0	26,0	30,0	-1,0	0,0	1,0	26,0	27,9	2,0	0,0	0,0	26,0	28,0	0,0	0,0	-1,0
40	29/08/2012 16.00	30,0	30,0	-2,0	2,0	0,0	30,0	30,0	-1,0	1,0	-1,0	30,0	27,9	1,0	2,0	-1,0	30,0	28,0	0,0	0,0	-1,0
41	13/09/2012 15.00	22,0	30,0	0,0	0,0	1,0	22,0	30,0	0,0	0,0	1,0	22,0	27,9	2,0	1,0	0,0	22,0	28,0	2,0	1,0	0,0
42	18/09/2012 08.00	19,0	30,0	-1,0	1,0	1,0	19,0	30,0	-1,0	0,0	1,0	19,0	27,9	1,0	0,0	0,0	19,0	28,0	1,0	0,0	-1,0
43	26/09/2012 15.00	30,0	30,0	-1,0	2,0	0,0	30,0	30,0	0,0	1,0	1,0	30,0	27,9	3,0	3,0	0,0	30,0	28,0	1,0	2,0	0,0
44	04/10/2012 09.00	18,0	30,0	0,0	0,0	2,0	18,0	30,0	-1,0	-1,0	1,0	18,0	27,9	2,0	1,0	1,0	18,0	28,0	1,0	0,0	0,0
45	17/10/2012 08.30	14,0	30,0	-2,0	1,0	1,0	14,0	30,0	-2,0	1,0	1,0	14,0	27,9	1,0	2,0	1,0	14,0	28,0	0,0	1,0	1,0
46	07/11/2012 08.30	14,0	30,0	-1,0	3,0	3,0	14,0	30,0	-2,0	2,0	2,0	14,0	27,9	2,0	4,0	2,0	14,0	28,0	1,0	2,0	1,0
47	27/11/2012 08.30	11,0	30,0	-2,0	2,0	2,0	11,0	30,0	-1,0	1,0	2,0	11,0	27,9	2,0	2,0	1,0	11,0	28,0	1,0	1,0	0,0
48	17/12/2012 08.30	13,0	30,0	-3,0	1,0	1,0	13,0	30,0	-3,0	0,0	1,0	13,0	27,9	0,0	1,0	0,0	13,0	28,0	-1,0	1,0	1,0
49	09/01/2013 08.30	10,0	30,0	-2,0	1,0	1,0	10,0	30,0	-1,0	1,0	1,0	10,0	27,9	0,0	1,0	1,0	10,0	28,0	0,0	0,0	0,0
50	29/01/2013 08.30	8,0	30,0	-3,0	2,0	2,0	8,0	30,0	-3,0	0,0	2,0	8,0	27,9	1,0	2,0	2,0	8,0	28,0	-1,0	1,0	1,0
51	07/02/2013 15.00	8,0	30,0	-1,0	2,0	1,0	8,0	30,0	-1,0	2,0	1,0	8,0	27,9	1,0	2,0	-1,0	8,0	28,0	0,0	1,0	-1,0
52	14/02/2013 08.30	6,0	30,0	-2,0	2,0	2,0	6,0	30,0	-2,0	2,0	2,0	6,0	27,9	1,0	2,0	1,0	6,0	28,0	1,0	3,0	1,0
53	19/02/2013 15.30	12,0	30,0	-2,0	3,0	2,0	12,0	30,0	-2,0	4,0	3,0	12,0	27,9	0,0	3,0	1,0	12,0	28,0	-1,0	2,0	1,0
54	27/02/2013 08.30	6,0	30,0	-2,0	2,0	1,0	6,0	30,0	-1,0	1,0	2,0	6,0	27,9	1,0	2,0	1,0	6,0	28,0	1,0	3,0	0,0
55	05/03/2013 10.30	12,0	30,0	-2,0	4,0	2,0	12,0	30,0	-2,0	3,0	1,0	12,0	27,9	1,0	2,0	-1,0	12,0	28,0	0,0	2,0	-1,0
56	12/03/2013 08.30	10,0	30,0	-2,0	2,0	2,0	10,0	30,0	-2,0	2,0	2,0	10,0	27,9	1,0	3,0	1,0	10,0	28,0	0,0	1,0	0,0
57	19/03/2013 16.00	16,0	30,0	-2,0	2,0	1,0	16,0	30,0	-2,0	2,0	2,0	16,0	27,9	2,0	3,0	1,0	16,0	28,0	0,0	1,0	0,0
58	26/03/2013 08.30	13,0	30,0	-3,0	4,0	0,0	13,0	30,0	-2,0	3,0	0,0	13,0	27,9	0,0	4,0	-2,0	13,0	28,0	-1,0	3,0	-2,0
59	28/03/2013 11.00	15,0	30,0	-3,0	4,0	0,0	15,0	30,0	-3,0	4,0	0,0	15,0	27,9	0,0	4,0	-1,0	15,0	28,0	-1,0	2,0	-2,0
60	03/04/2013 17.30	16,0	30,0	-2,0	5,0	1,0	16,0	30,0	-2,0	4,0	1,0	16,0	27,9	1,0	3,0	0,0	16,0	28,0	1,0	2,0	-1,0
61	10/04/2013 10.30	16,0	30,0	-2,0	4,0	2,0	16,0	30,0	-2,0	5,0	3,0	16,0	27,9	1,0	3,0	1,0	16,0	28,0	0,0	3,0	0,0
62	16/04/2013 15.00	23,0	30,0	-2,0	3,0	0,0	23,0	30,0	-1,0	3,0	1,0	23,0	27,9	2,0	3,0	0,0	23,0	28,0	0,0	3,0	-1,0
63	23/04/2013 08.30	13,0	30,0	-3,0	4,0	1,0	13,0	30,0	-2,0	3,0	1,0	13,0	27,9	0,0	3,0	-1,0	13,0	28,0	-1,0	3,0	-1,0
64	03/05/2013 14.30	25,0	30,0	-1,0	4,0	1,0	25,0	30,0	-1,0	4,0	1,0	25,0	27,9	2,0	5,0	0,0	25,0	28,0	0,0	4,0	0,0
65	09/05/2013 08.30	18,0	30,0	-1,0	5,0	1,0	18,0	30,0	-2,0	4,0	2,0	18,0	27,9	2,0	4,0	1,0	18,0	28,0	0,0	3,0	0,0
66	15/05/2013 14.30	21,0	30,0	-1,0	4,0	-1,0	21,0	30,0	-1,0	2,0	-1,0	21,0	27,9	2,0	5,0	0,0	21,0	28,0	1,0	2,0	-1,0
67	22/05/2013 08.30	19,0	30,0	-1,0	4,0	1,0	19,0	30,0	-1,0	3,0	1,0	19,0	27,9	1,0	3,0	1,0	19,0	28,0	1,0	2,0	0,0
68	31/05/2013 15.30	18,0	30,0	-3,0	4,0	2,0	18,0	30,0	-2,0	4,0	3,0	18,0	27,9	0,0	2,0	1,0	18,0	28,0	0,0	2,0	0,0
69	07/06/2013 08.30	21,0	30,0	-4,0	5,0	1,0	21,0	30,0	-2,0	4,0	3,0	21,0	27,9	1,0	4,0	1,0	21,0	28,0	-1,0	3,0	1,0
70	13/06/2013 14.30	28,0	30,0	-1,0	5,0	0,0	28,0	30,0	-1,0	5,0	1,0	28,0	27,9	2,0	4,0	-1,0	28,0	28,0	1,0	4,0	-1,0
71	18/06/2013 09.00	28,0	30,0	-2,0	4,0	1,0	28,0	30,0	-2,0	3,0	3,0	28,0	27,9	1,0	3,0	1,0	28,0	28,0	0,0	2,0	1,0
72	25/06/2013 18.00	28,0	30,0	-3,0	3,0	1,0	28,0	30,0	-2,0	5,0	2,0	28,0	27,9	1,0	4,0	1,0	28,0	28,0	-1,0	3,0	0,0
73	01/07/2013 07.30	22,0	30,0	-2,0	5,0	2,0	22,0	30,0	-2,0	4,0	2,0	22,0	27,9	1,0	5,0	0,0	22,0	28,0	0,0	4,0	0,0
74	08/07/2013 17.30	25,0	30,0	-2,0	3,0	1,0	25,0	30,0	-1,0	2,0	2,0	25,0	27,9	2,0	4,0	1,0	25,0	28,0	0,0	1,0	0,0
75	13/07/2013 07.30	25,0	30,0	-3,0	4,0	2,0	25,0	30,0	-2,0	4,0	3,0	25,0	27,9	1,0	4,0	1,0	25,0	28,0	0,0	4,0	1,0
76	18/07/2013 07.30	25,0	30,0	-1,0	4,0	1,0	25,0	30,0	-1,0	3,0	2,0	25,0	27,9	2,0	4,0	1,0	25,0	28,0	1,0	3,0	0,0
77	25/07/2013 18.00	27,0	30,0	-3,0	5,0	2,0	27,0	30,0	-2,0	4,0	2,0	27,0	27,9	1,0	4,0	1,0	27,0	28,0	0,0	3,0	0,0
78	31/07/2013 09.00	27,0	30,0	-3,0	6,0	1,0	27,0	30,0	-1,0	5,0	2,0	27,0	27,9	1,0	4,0	1,0	27,0	28,0	0,0	3,0	-1,0
79	07/08/2013 09.00	29,0	30,0	-4,0	5,0	1,0	29,0	30,0	-2,0	5,0	2,0	29,0	27,9	0,0	3,0	1,0	29,0	28,0	-1,0	2,0	-2,0
80	13/08/2013 09.00	27,0	30,0	-5,0	4,0	2,0	27,0	30,0	-3,0	4,0	3,0	27,0	27,9	-1,0	2,0	2,0	27,0	28,0	-2,0	0,0	-1,0
81	21/08/2013 07.30	23,0	30,0	-2,0	5,0	2,0	23,0	30,0	-2,0	5,0	3,0	23,0	27,9	2,0	6,0	1,0	23,0	28,0	0,0	4,0	1,0
82	28/08/2013 10.30	25,0	30,0	-1,0	3,0	4,0	25,0	30,0	0,0	3,0	5,0	25,0	27,9	2,0	3,0	3,0	25,0	28,0	1,0	2,0	2,0
83	06/09/2013 17.30	29,0	30,0	-2,0	3,0	1,0	29,0	30,0	-1,0	3,0	3,0	29,0	27,9	2,0	4,0	1,0	29,0	28,0	1,0	1,0	0,0
84	13/09/2013 07.30	18,0	30,0	-2,0	5,0	1,0	18,0	30,0	-2,0	5,0	3,0	18,0	27,9	1,0	4,0	1,0	18,0	28,0	0,0	4,0	0,0
85	21/09/2013 09.30	21,0	30,0	-3,0	5,0	3,0	21,0	30,0	-3,0	4,0	3,0	21,0	27,9	0,0	3,0	2,0	21,0	28,0	0,0	4,0	1,0
86	26/09/2013 09.30	18,0	30,0	-3,0	3,0	2,0	18,0	30,0	-3,0	3,0	2,0	18,0	27,9	1,0	4,0	1,0	18,0	28,0	0,0	2,0	1,0

Ubicazione STAZIONE CHIAIA
Opera \ \ Il Ordine di Tiranti \ 29-
Tipo Strumento Mire Ottiche
Data posa in opera 24/08/2011
Data lettura di zero 24/08/2011

GRAFICO QUOTA

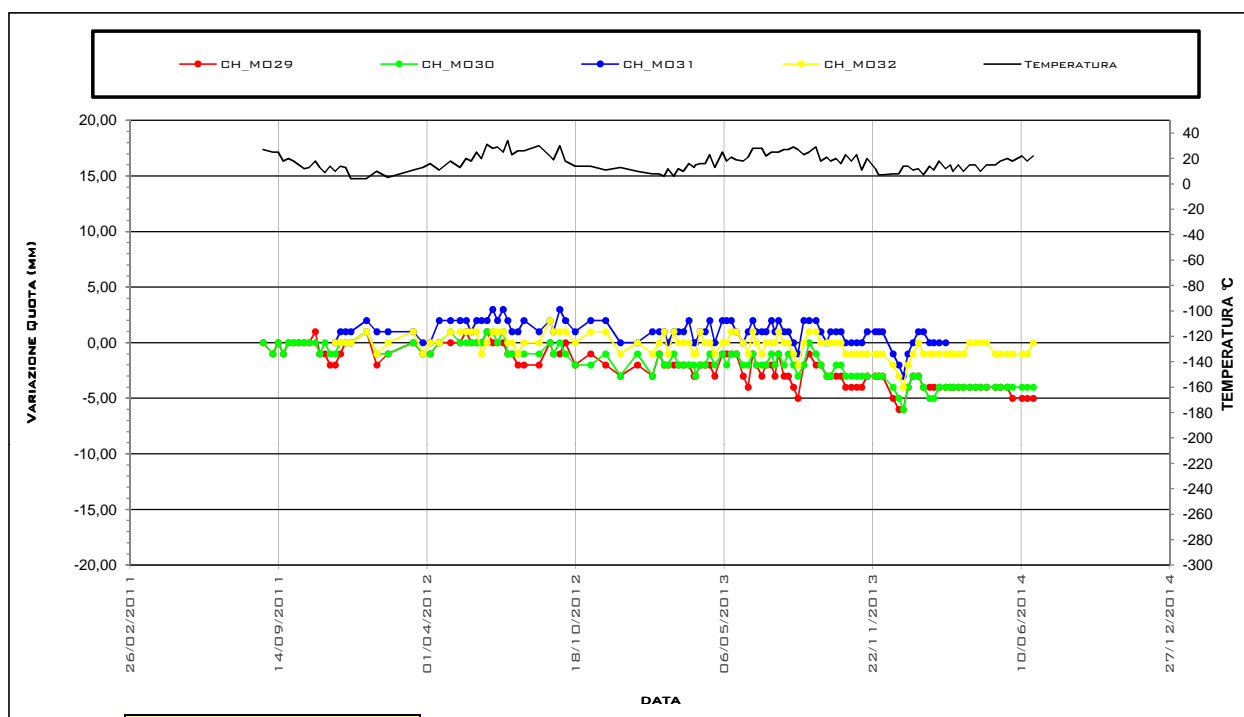
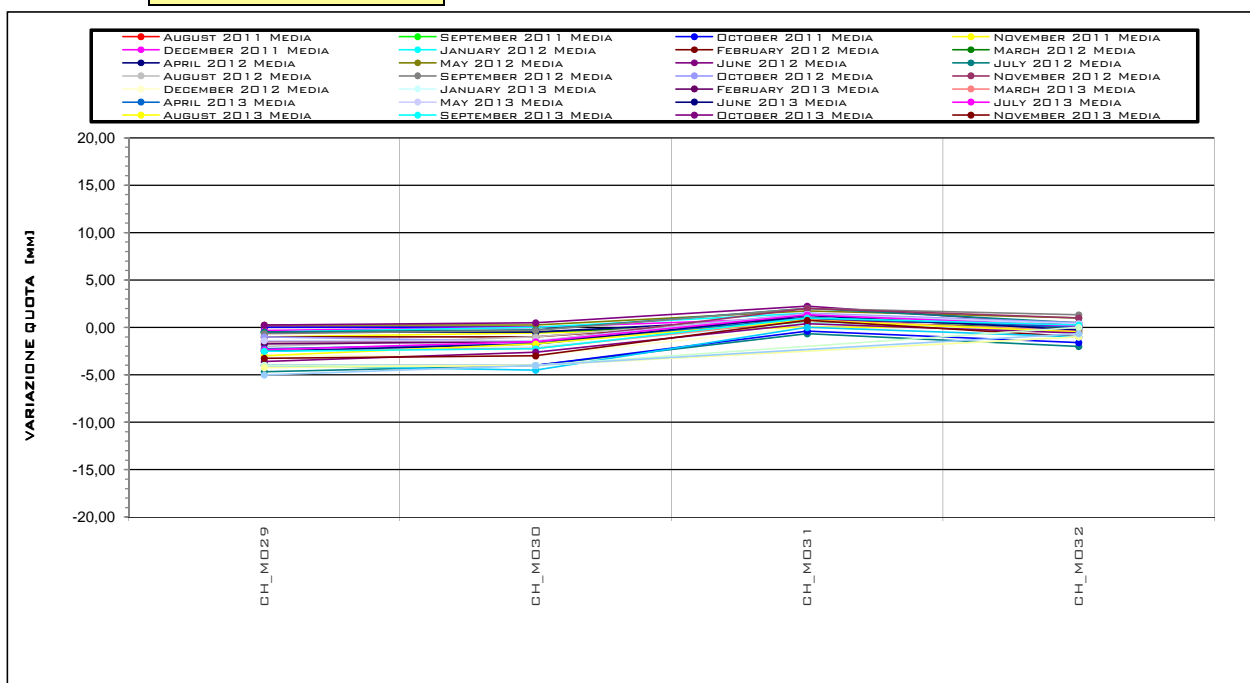


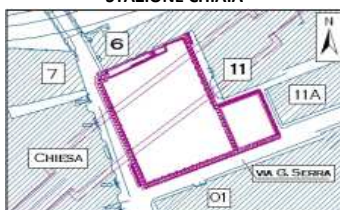
GRAFICO ISOCRONE



Ubicazione STAZIONE CHIAIA
Opera \ \ Il Ordine di Tiranti \ 29-
Tipo Strumento Mire Ottiche
Data posa in opera 24/08/2011
Data lettura di zero 24/08/2011

UBICAZIONE

STAZIONE CHIAIA



\ \ Il Ordine di Tiranti \ 29-32

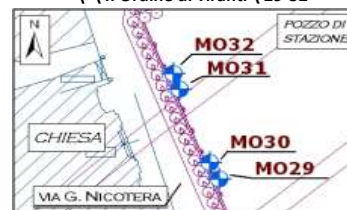


GRAFICO EST

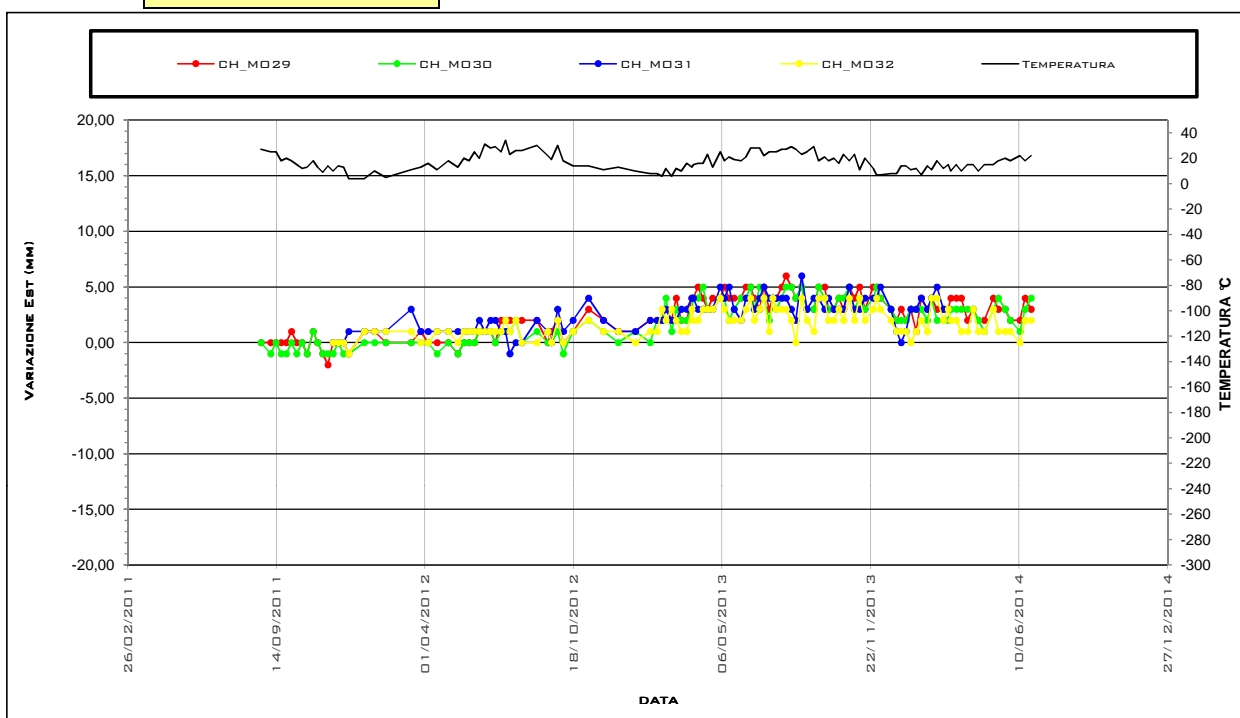
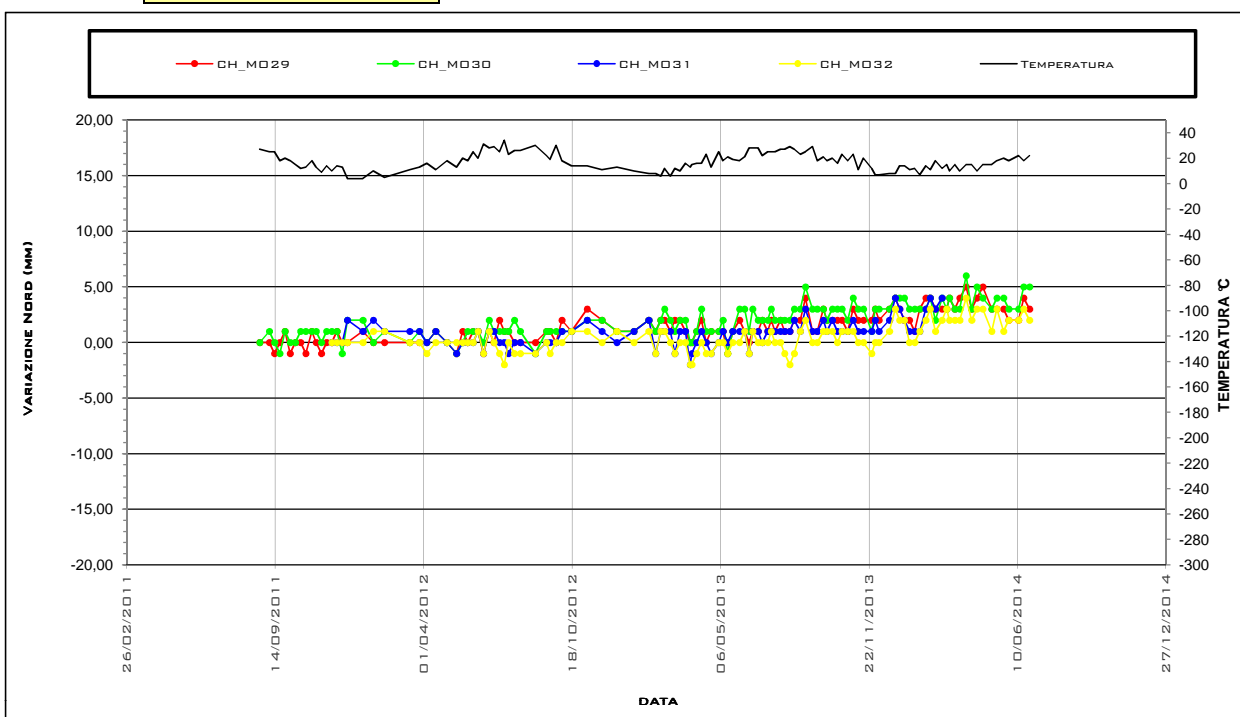


GRAFICO NORD





Ubicazione STAZIONE CHIAIA

Opera \ \ III Ordine - Tufo \ 33-37

Tipo Strumento Mire Ottiche

Data posa in opera 12/07/2012

Data lettura di zero 12/07/2012

Ultima 88 **in** data 26/06/2014
Misura

Lett. n°	DATA	CH_M033					CH_M034					CH_M035					CH_M037A				
		Temp. Media[° C]	Quota [m]	Quota Spost. [mm]	Est Spost. [mm]	Nord Spost. [mm]	Temp. Media[° C]	Quota [m]	Quota Spost. [mm]	Est Spost. [mm]	Nord Spost. [mm]	Temp. Media[° C]	Quota [m]	Quota Spost. [mm]	Est Spost. [mm]	Nord Spost. [mm]	Temp. Media[° C]	Quota [m]	Quota Spost. [mm]	Est Spost. [mm]	Nord Spost. [mm]
1	12/07/2012 08.30	25,0	14,4	0,0	0,0	0,0															
2	18/07/2012 16.30	34,0	14,4	-1,0	-1,0	-1,0	34,0	11,6	0,0	0,0	0,0										
3	24/07/2012 09.00	23,0	14,4	-1,0	1,0	-2,0	23,0	11,6	-2,0	1,0	-1,0										
4	01/08/2012 09.00	26,0	14,4	-2,0	1,0	-3,0	26,0	11,6	-3,0	1,0	-2,0										
5	09/08/2012 08.30	26,0	14,4	-2,0	-1,0	0,0	26,0	11,6	-1,0	0,0	1,0										
6	29/08/2012 16.00	30,0	14,4	-2,0	-1,0	-1,0	30,0	11,6	-3,0	0,0	0,0										
7	13/09/2012 15.00	22,0	14,4	-2,0	-1,0	-2,0	22,0	11,6	0,0	0,0	3,0	22,0	11,8	0,0	0,0	0,0					
8	18/09/2012 08.00	19,0	14,4	0,0	0,0	0,0	19,0	11,6	0,0	-1,0	2,0	19,0	11,8	0,0	0,0	0,0					
9	26/09/2012 15.00	30,0	14,4	-1,0	-1,0	0,0	30,0	11,6	0,0	-1,0	2,0	30,0	11,8	-1,0	0,0	0,0					
10	04/10/2012 09.00	18,0	14,4	-2,0	-3,0	-1,0	18,0	11,6	1,0	-1,0	3,0	18,0	11,8	0,0	-2,0	-1,0					
11	17/10/2012 08.30	14,0	14,4	-1,0	-1,0	-1,0	14,0	11,6	-1,0	-1,0	2,0	14,0	11,8	0,0	0,0	0,0					
12	07/11/2012 08.30	14,0	14,4	0,0	-1,0	0,0	14,0	11,6	-1,0	1,0	3,0	14,0	11,8	-1,0	1,0	0,0					
13	27/11/2012 08.30	11,0	14,4	0,0	-2,0	0,0	11,0	11,6	0,0	0,0	3,0	11,0	11,8	-1,0	-3,0	-2,0					
14	17/12/2012 08.30	13,0	14,4	-2,0	-1,0	0,0	13,0	11,6	-3,0	-1,0	3,0	13,0	11,8	-1,0	0,0	0,0					
15	09/01/2013 08.30	10,0	14,4	-1,0	-2,0	-1,0	10,0	11,6	-1,0	-2,0	3,0	10,0	11,8	-1,0	-3,0	-1,0					
16	29/01/2013 08.30	8,0	14,4	-1,0	-1,0	-1,0	8,0	11,6	-1,0	0,0	1,0	8,0	11,8	0,0	0,0	0,0					
17	07/02/2013 15.00	8,0	14,4	0,0	-1,0	-2,0	8,0	11,6	0,0	-1,0	-1,0	8,0	11,8	1,0	-1,0	1,0					
18	14/02/2013 08.30	6,0	14,4	-1,0	0,0	-1,0	6,0	11,6	0,0	-1,0	0,0	6,0	11,8	-1,0	-1,0	0,0					
19	19/02/2013 15.30	12,0	14,4	-2,0	-1,0	-1,0	12,0	11,6	-1,0	-1,0	1,0	12,0	11,8	0,0	1,0	0,0					
20	27/02/2013 08.30	6,0	14,4	-1,0	-4,0	-4,0	6,0	11,6	0,0	-2,0	0,0	6,0	11,8	-1,0	-1,0	0,0					
21	05/03/2013 10.30	12,0	14,4	-1,0	-2,0	-1,0	12,0	11,6	1,0	-2,0	2,0	12,0	11,8	-1,0	0,0	0,0					
22	12/03/2013 08.30	10,0	14,4	0,0	-1,0	-2,0	10,0	11,6	1,0	-1,0	2,0	10,0	11,8	2,0	0,0	1,0					
23	19/03/2013 16.00	16,0	14,4	0,0	-3,0	-3,0	16,0	11,6	1,0	-2,0	1,0	16,0	11,8	0,0	3,0	1,0					
24	26/03/2013 08.30	13,0	14,4	-1,0	0,0	-4,0	13,0	11,6	0,0	0,0	-1,0	13,0	11,8	0,0	0,0	0,0					
25	28/03/2013 11.00	15,0	14,4	-2,0	-1,0	-4,0	15,0	11,6	-1,0	0,0	-1,0	15,0	11,8	1,0	1,0	1,0					
26	03/04/2013 17.30	16,0	14,4	1,0	1,0	-3,0	16,0	11,6	0,0	0,0	-1,0	16,0	11,8	-1,0	1,0	2,0					
27	10/04/2013 10.30	16,0	14,4	0,0	0,0	-2,0	16,0	11,6	0,0	0,0	1,0	16,0	11,8	0,0	0,0	1,0					
28	16/04/2013 15.00	23,0	14,4	0,0	-2,0	-3,0	23,0	11,6	1,0	-2,0	-1,0	23,0	11,8	0,0	3,0	0,0					
29	23/04/2013 08.30	13,0	14,4	-1,0	0,0	-2,0	13,0	11,6	0,0	0,0	-1,0	13,0	11,8	0,0	2,0	2,0					
30	03/05/2013 14.30	25,0	14,4	1,0	1,0	-3,0	25,0	11,6	1,0	1,0	1,0	25,0	11,8	0,0	4,0	3,0					
31	09/05/2013 08.30	18,0	14,4	1,0	1,0	-2,0	18,0	11,6	1,0	0,0	1,0	18,0	11,8	-1,0	2,0	2,0					
32	15/05/2013 14.30	21,0	14,4	2,0	-2,0	-3,0	21,0	11,6	1,0	-1,0	-2,0	21,0	11,8	-1,0	4,0	1,0					
33	22/05/2013 08.30	19,0	14,4	1,0	-1,0	-2,0	19,0	11,6	0,0	-1,0	0,0	19,0	11,8	-1,0	3,0	1,0					
34	31/05/2013 15.30	18,0	14,4	-1,0	1,0	0,0	18,0	11,6	0,0	1,0	1,0	18,0	11,8	1,0	1,0	0,0					
35	07/06/2013 08.30	21,0	14,4	0,0	-2,0	-2,0	21,0	11,6	0,0	-1,0	1,0	21,0	11,8	-1,0	2,0	2,0					
36	13/06/2013 14.30	28,0	14,4	1,0	0,0	-3,0	28,0	11,6	2,0	2,0	0,0	28,0	11,8	1,0	3,0	1,0					
37	18/06/2013 09.00	28,0	14,4	1,0	-1,0	-1,0	28,0	11,6	1,0	-1,0	1,0	28,0	11,8	0,0	1,0	2,0					
38	25/06/2013 18.00	28,0	14,4	1,0	-1,0	-1,0	28,0	11,6	0,0	-2,0	0,0										
39	01/07/2013 07.30	22,0	14,4	0,0	-2,0	-1,0	22,0	11,6	0,0	-2,0	1,0	22,0	11,8	1,0	4,0	3,0	22,0	10,6	0,0	0,0	0,0
40	08/07/2013 17.30	25,0	14,4	0,0	-5,0	-2,0	25,0	11,6	1,0	-5,0	-1,0	25,0	11,8	2,0	4,0	4,0	25,0	10,6	-1,0	-2,0	0,0
41	13/07/2013 07.30	25,0	14,4	-1,0	-3,0	-1,0	25,0	11,6	0,0	-4,0	2,0	25,0	11,8	0,0	4,0	3,0	25,0	10,6	-1,0	0,0	2,0
42	18/07/2013 07.30	25,0	14,4	1,0	-3,0	-1,0	25,0	11,6	1,0	-3,0	0,0	25,0	11,8	0,0	4,0	3,0	25,0	10,6	-1,0	-1,0	1,0
43	25/07/2013 18.00	27,0	14,4	0,0	-2,0	-1,0	27,0	11,6	0,0	-3,0	-1,0	27,0	11,8	1,0	5,0	4,0	27,0	10,6	-1,0	1,0	2,0
44	31/07/2013 09.00	27,0	14,4	0,0	0,0	-1,0	27,0	11,6	1,0	-1,0	0,0	27,0	11,8	-1,0	4,0	5,0	27,0	10,6	-2,0	-1,0	2,0
45	07/08/2013 09.00	29,0	14,4	-1,0	0,0	-2,0	29,0	11,6	0,0	-1,0	-1,0	29,0	11,8	-1,0	4,0	3,0	29,0	10,6	-3,0	1,0	0,0
46	13/08/2013 09.00	27,0	14,4	-2,0	-1,0	-3,0	27,0	11,6	-1,0	-2,0	-2,0	27,0	11,8	0,0	5,0	2,0	27,0	10,6	-3,0	2,0	-1,0
47	21/08/2013 07.30	23,0	14,4	1,0	-2,0	0,0	23,0	11,6	1,0	-1,0	2,0	23,0	11,8	1,0	7,0	3,0	23,0	10,6	-1,0	2,0	2,0
48	28/08/2013 10.30	25,0	14,4	1,0	-3,0	1,0	25,0	11,6	2,0	-4,0	4,0	25,0	11,8	1,0	6,0	4,0	25,0	10,6	-1,0	3,0	3,0
49	06/09/2013 17.30	29,0	14,4	1,0	-3,0	-1,0	29,0	11,6	0,0	-3,0	1,0	29,0	11,8	2,0	6,0	3,0					
50	13/09/2013 07.30	18,0	14,4	0,0	-2,0	-2,0	18,0	11,6	0,0	-2,0	0,0	18,0	11,8	1,0	6,0	4,0	18,0	10,6	1,0	-1,0	2,0
51	21/09/2013 09.30	21,0	14,4	-1,0	-2,0	0,0	21,0	11,6	1,0	-2,0	2,0	21,0	11,8	2,0	7,0	3,0	21,0	10,6	-1,0	2,0	0,0
52	26/09/2013 09.30	18,0	14,4	0,0	-3,0	0,0	18,0	11,6	1,0	-3,0	1,0	18,0	11,8	2,0	7,0	4,0	18,0	10,6	2,0	-1,0	2,0
53	03/10/2013 16.30	20,0	14,4	0,0	-3,0	0,0	20,0	11,6	1,0	-2,0	2,0	20,0	11,8	2,0	6,0	3,0	20,0	10,6	2,0	-2,0	2,0
54	10/10/2013 08.30	16,0	14,4	0,0	-2,0	-2,0	16,0	11,6	1,0	-2,0	2,0	16,0	11,8	3,0	7,0	5,0	16,0	10,6	3,0	0,0	3,0
55	16/10/2013 14.30	23,0	14,4	-1,0	-3,0	0,0	23,0	11,6	1,0	-2,0	3,0	23,0	11,8	2,0	5,0	4,0	23,0	10,6	1,0	-1,0	2,0
56	24/10/2013 08.30	18,0	14,4	-1,0	-2,0	-1,0	18,0	11,6	1,0	0,0	1,0	18,0	11,8	2,0	5,0	6,0	18,0	10,6	0,0	0,0	3,0
57	31/10/2013 14.30	23,0	14,4	-1,0	-4,0	0,0	23,0	11,6	0,0	-3,0	2,0	23,0	11,8	2,0	6,0	5,0	23,0	10,6	-1,0	3,0	1,0
58	07/11/2013 08.30	11,0	14,4	-1,0	-3,0	-2,0	11,0	11,6	0,0	-3,0	0,0	11,0	11,8	2,0	5,0	5,0	11,0	10,6	0,0	2,0	2,0
59	14/11/2013 14.30	20,0	14,4	-1,0	-3,0	-2,0	20,0	11,6	1,0	-3,0	2,0	20,0	11,8	2,0	6,0	5,0	20,0	10,6	0,0	2,0	2,0
60	25/11/2013 15.30	12,0	14,4	-1,0	-1,0	-2,0	12,0	11,6	1,0	-1,0	1,0	12,0	11,8	2,0	6,0	6,0	12,0	10,6	0,0	5,0	2,0
61	30/11/2013 08.30	7,0	14,4	-1,0	-2,0	-1,0	7,0	11,6	1,0	-1,0	2,0	7,0	11,								

Ubicazione STAZIONE CHIAIA
Opera \ \ III Ordine - Tufo \ 33-37
Tipo Strumento Mire Ottiche
Data posa in opera 12/07/2012
Data lettura di zero 12/07/2012

GRAFICO QUOTA

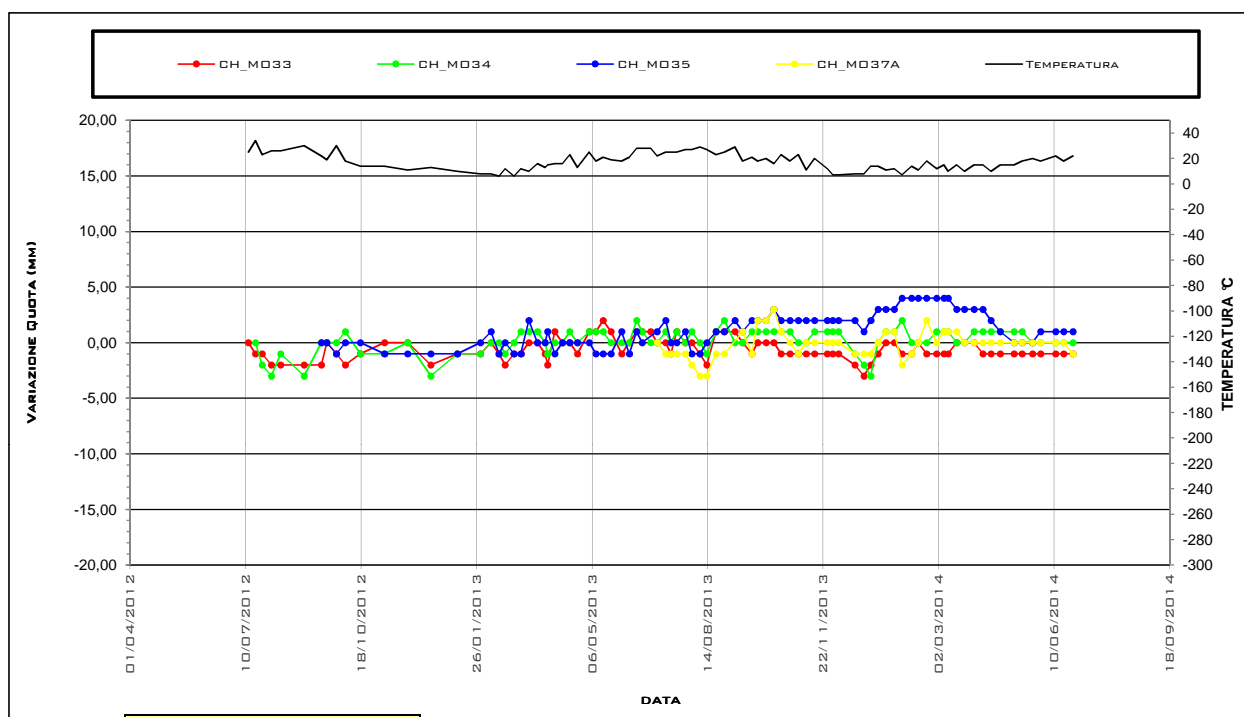
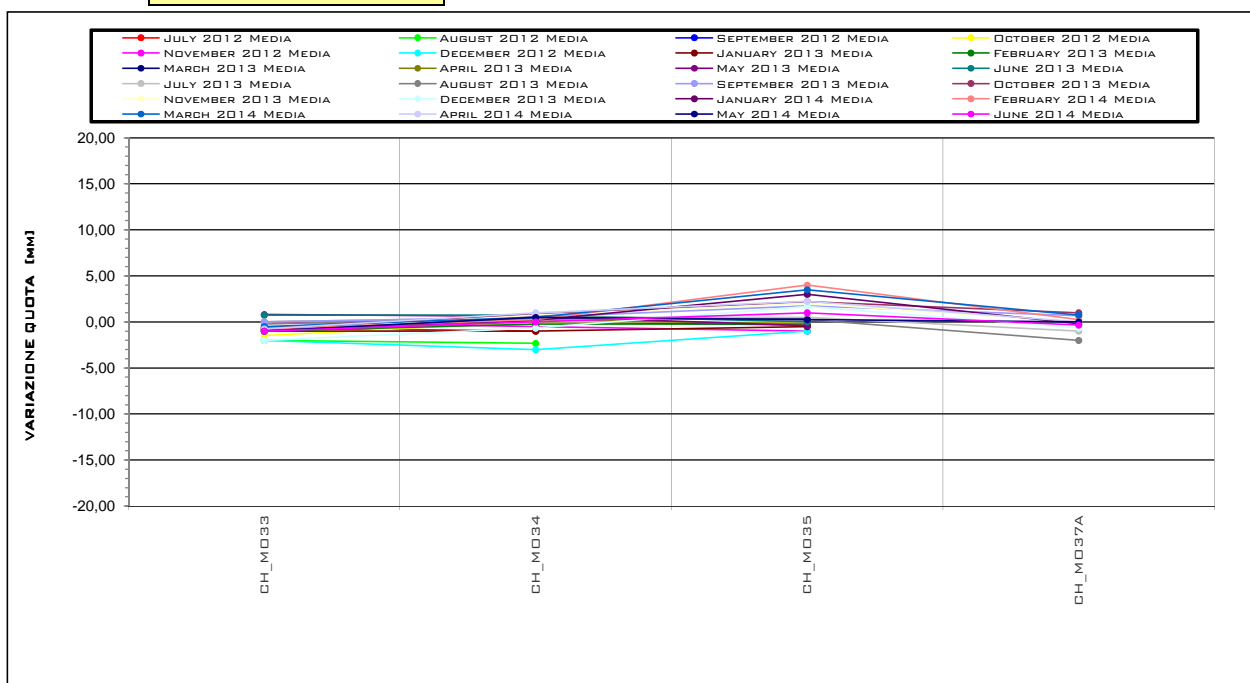


GRAFICO ISOCRONE



Ubicazione STAZIONE CHIAIA
Opera \ \ III Ordine - Tufo \ 33-37
Tipo Strumento Mire Ottiche
Data posa in opera 12/07/2012
Data lettura di zero 12/07/2012

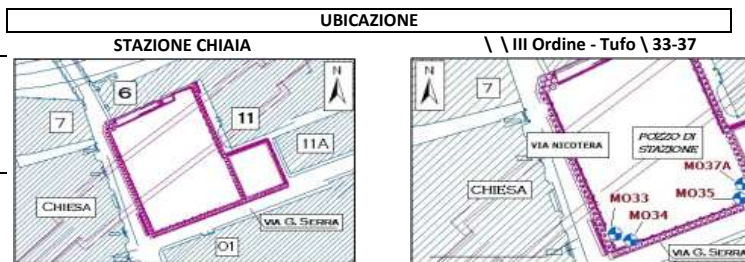


GRAFICO EST

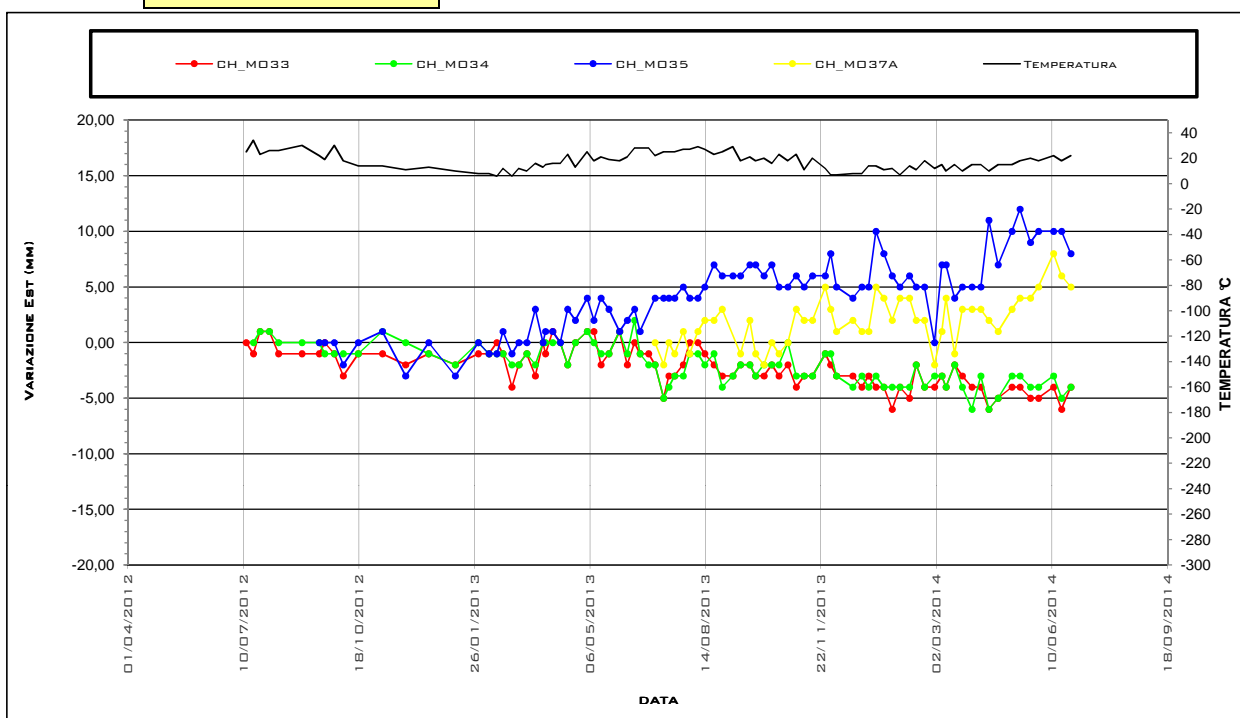
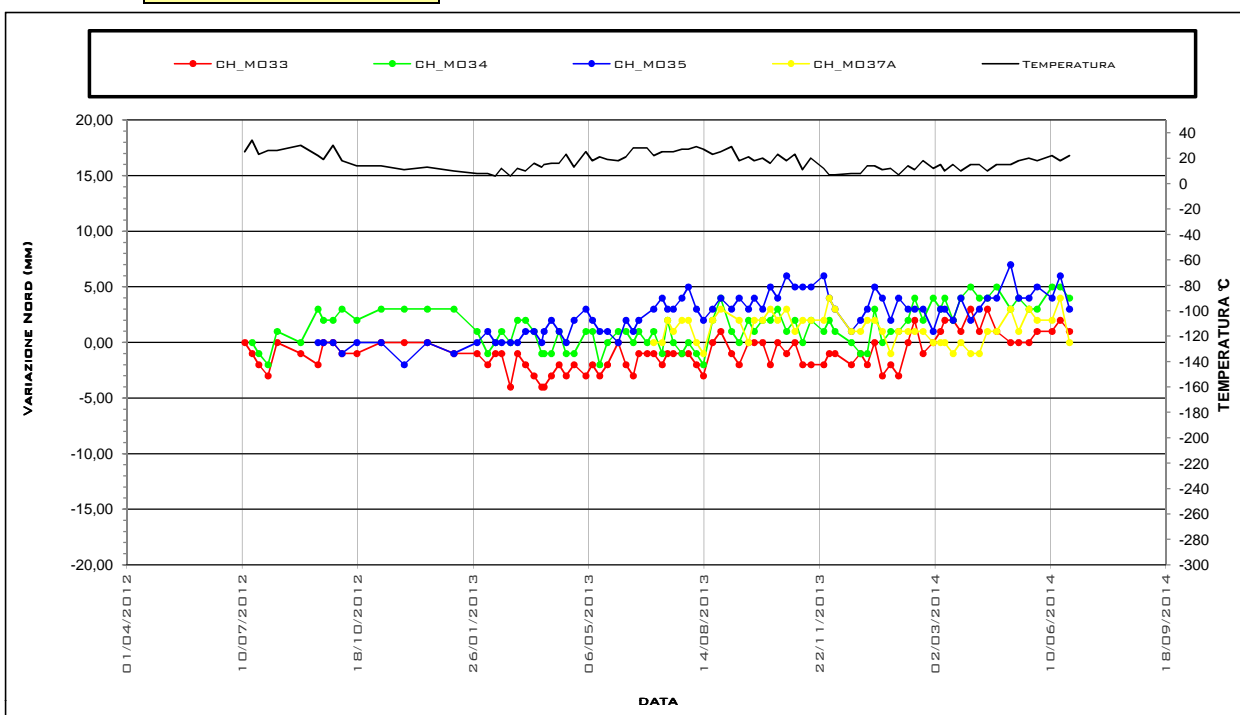


GRAFICO NORD





Ubicazione STAZIONE CHIAIA

Opera \ \ IV Ordine - Tufo \ 36A

Tipo Strumento Mire Ottiche

Data posa in opera 13/09/2012

Data lettura di zero 13/09/2012

Ultima 77 **in** data 26/06/2014
Misura

Lett. n°	DATA	CH_M036					CH_M036A				
		Temp. Media [°C]	Quota [m]	Quota Spost. [mm]	Est. Spost. [mm]	Nord Spost. [mm]	Temp. Media [°C]	Quota [m]	Quota Spost. [mm]	Est. Spost. [mm]	Nord Spost. [mm]
1	13/09/2012 15.00	22,0	7,6	0,0	0,0	0,0					
2	18/09/2012 08.00	19,0	7,6	-1,0	0,0	0,0					
3	26/09/2012 15.00	30,0	7,6	0,0	1,0	2,0					
4	04/10/2012 09.00	18,0	7,6	-1,0	-2,0	0,0					
5	17/10/2012 08.30	14,0	7,6	-2,0	0,0	1,0					
6	07/11/2012 08.30	14,0	7,6	-1,0	1,0	2,0					
7	27/11/2012 08.30	11,0	7,6	0,0	1,0	1,0					
8	17/12/2012 08.30	13,0	7,6	-2,0	0,0	2,0					
9	09/01/2013 08.30	10,0	7,6	-1,0	-1,0	0,0					
10	29/01/2013 08.30	8,0	7,6	-2,0	0,0	0,0					
11	07/02/2013 15.00	8,0	7,6	0,0	-1,0	-1,0					
12	14/02/2013 08.30	6,0	7,6	-1,0	0,0	1,0					
13	19/02/2013 15.30	12,0	7,6	-1,0	0,0	1,0					
14	28/03/2013 11.00						15,0	9,3	0,0	0,0	0,0
15	03/04/2013 17.30						16,0	9,3	0,0	3,0	-1,0
16	10/04/2013 10.30						16,0	9,3	0,0	1,0	1,0
17	16/04/2013 15.00						23,0	9,3	0,0	2,0	-1,0
18	23/04/2013 08.30						13,0	9,3	-1,0	3,0	-1,0
19	03/05/2013 14.30						25,0	9,3	-1,0	5,0	0,0
20	09/05/2013 08.30						18,0	9,3	-2,0	4,0	-1,0
21	15/05/2013 14.30						21,0	9,3	-1,0	2,0	-2,0
22	22/05/2013 08.30						19,0	9,3	-1,0	1,0	-1,0
23	31/05/2013 15.30						18,0	9,3	-2,0	3,0	0,0
24	07/06/2013 08.30						21,0	9,3	-2,0	2,0	-1,0
25	13/06/2013 14.30						28,0	9,3	-1,0	4,0	-2,0
26	18/06/2013 09.00						28,0	9,3	0,0	2,0	0,0
27	25/06/2013 18.00						28,0	9,3	-2,0	3,0	-1,0
28	01/07/2013 07.30						22,0	9,3	-1,0	2,0	-1,0
29	08/07/2013 17.30						25,0	9,3	-1,0	-1,0	-1,0
30	13/07/2013 07.30						25,0	9,3	-2,0	-1,0	2,0
31	18/07/2013 07.30						25,0	9,3	-1,0	0,0	1,0
32	25/07/2013 18.00						27,0	9,3	-1,0	0,0	1,0
33	31/07/2013 09.00						27,0	9,3	-1,0	3,0	2,0
34	07/08/2013 09.00						29,0	9,2	-3,0	2,0	0,0
35	13/08/2013 09.00						27,0	9,2	-4,0	1,0	-1,0
36	21/08/2013 07.30						23,0	9,3	-1,0	1,0	2,0
37	28/08/2013 10.30						25,0	9,3	1,0	0,0	4,0
38	06/09/2013 17.30						29,0	9,3	-1,0	0,0	0,0
39	13/09/2013 07.30						18,0	9,3	-1,0	0,0	1,0
40	21/09/2013 09.30						21,0	9,3	-2,0	1,0	2,0
41	26/09/2013 09.30						18,0	9,3	-2,0	0,0	1,0
42	03/10/2013 16.30						20,0	9,3	-2,0	1,0	2,0
43	10/10/2013 08.30						16,0	9,3	-1,0	1,0	2,0
44	16/10/2013 14.30						23,0	9,3	-2,0	1,0	2,0
45	24/10/2013 08.30						18,0	9,3	-2,0	3,0	2,0
46	31/10/2013 14.30						23,0	9,2	-3,0	0,0	3,0
47	07/11/2013 08.30						11,0	9,3	-2,0	0,0	2,0
48	14/11/2013 14.30						20,0	9,3	-2,0	0,0	1,0
49	25/11/2013 15.30						12,0	9,3	-2,0	1,0	2,0
50	30/11/2013 08.30						7,0	9,3	-2,0	1,0	3,0
51	05/12/2013 08.30						7,0	9,3	-2,0	0,0	1,0
52	19/12/2013 13.00						8,0	9,2	-4,0	-1,0	0,0
53	27/12/2013 09.00						8,0	9,2	-5,0	-2,0	1,0
54	02/01/2014 07.30						14,0	9,2	-5,0	-1,0	0,0
55	08/01/2014 14.30						14,0	9,3	-2,0	-1,0	3,0
56	15/01/2014 08.30						11,0	9,3	-1,0	-2,0	1,0
57	22/01/2014 14.30						12,0	9,3	-1,0	-3,0	2,0
58	29/01/2014 08.30						7,0	9,3	-1,0	-1,0	1,0
59	06/02/2014 14.30						14,0	9,3	-1,0	-2,0	4,0
60	12/02/2014 08.30						11,0	9,3	-1,0	1,0	4,0
61	19/02/2014 14.30						18,0	9,3	-1,0	-1,0	2,0
62	28/02/2014 08.30						12,0	9,3	-1,0	0,0	4,0
63	06/03/2014 16.30						15,0	9,2	-3,0	-1,0	5,0
64	10/03/2014 08.30						10,0	9,2	-3,0	0,0	2,0
65	17/03/2014 15.30						15,0	9,2	-3,0	1,0	3,0
66	24/03/2014 08.30						10,0	9,3	-2,0	-1,0	5,0
67	01/04/2014 18.30						15,0	9,3	-2,0	-2,0	4,0
68	09/04/2014 08.30						15,0	9,3	-2,0	0,0	3,0
69	16/04/2014 08.30						10,0	9,3	-2,0	-3,0	4,0
70	24/04/2014 08.30						15,0	9,3	-2,0	-2,0	5,0
71	06/05/2014 08.30						15,0	9,2	-3,0	-2,0	3,0
72	13/05/2014 08.30						18,0	9,2	-3,0	-1,0	3,0
73	22/05/2014 08.30						20,0	9,2	-3,0	-2,0	4,0
74	29/05/2014 08.30						18,0	9,3	-2,0	-1,0	4,0
75	11/06/2014 08.30						22,0	9,3	-2,0	-2,0	4,0
76	18/06/2014 08.30						18,0	9,3	-2,0	-3,0	5,0
77	26/06/2014 08.30						22,0	9,3	-2,0	-1,0	5,0

Ubicazione STAZIONE CHIAIA
Opera \ \ IV Ordine - Tufo \ 36A
Tipo Strumento Mire Ottiche
Data posa in opera 13/09/2012
Data lettura di zero 13/09/2012

GRAFICO QUOTA

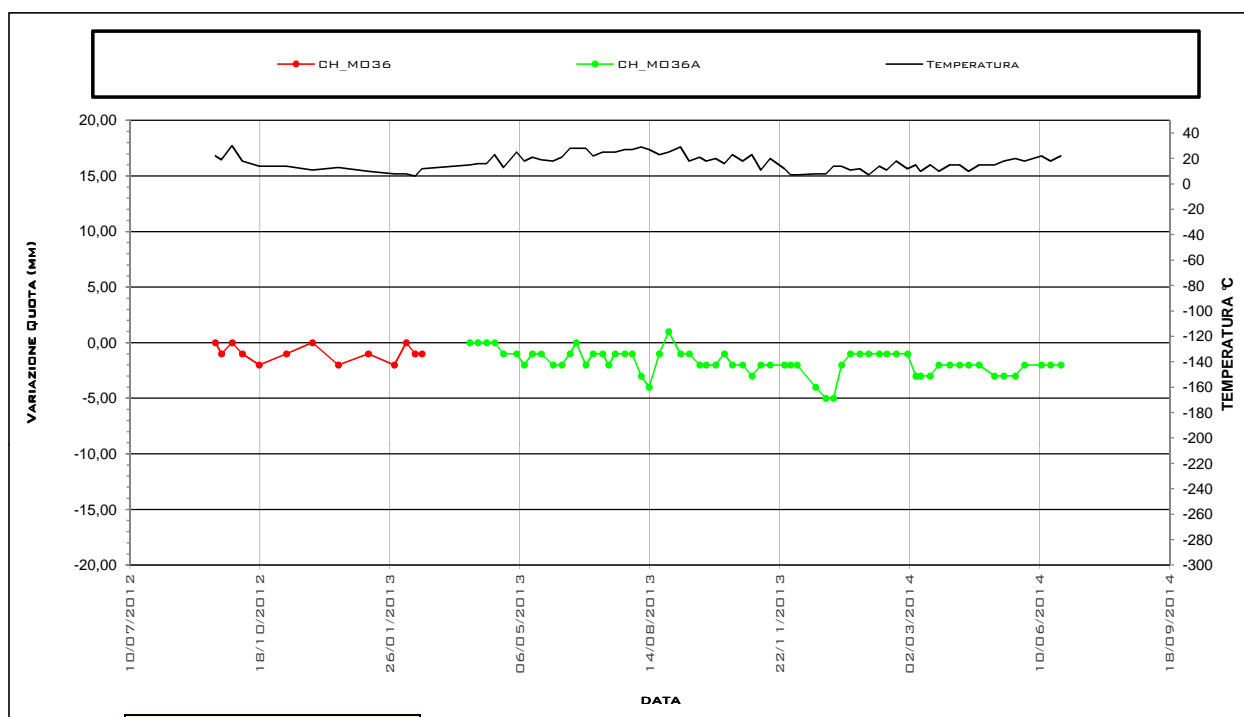
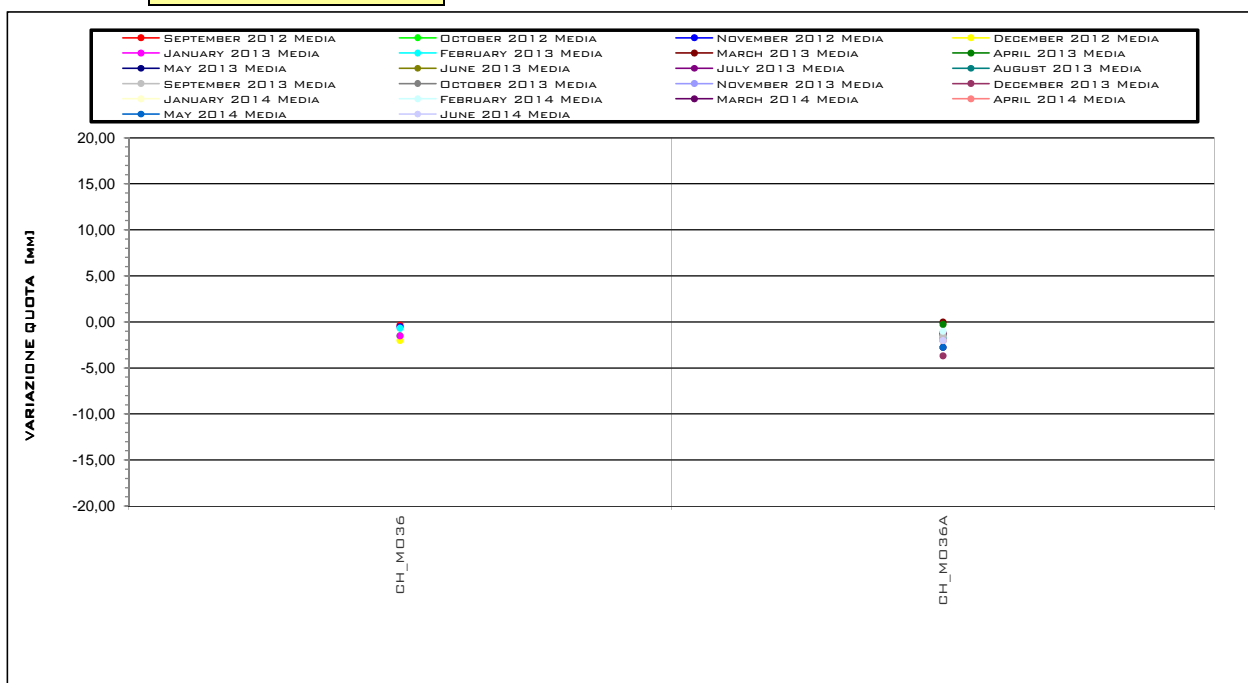


GRAFICO ISOCRONE



Ubicazione STAZIONE CHIAIA
Opera \ \ IV Ordine - Tufo \ 36A
Tipo Strumento Mire Ottiche
Data posa in opera 13/09/2012
Data lettura di zero 13/09/2012



GRAFICO EST

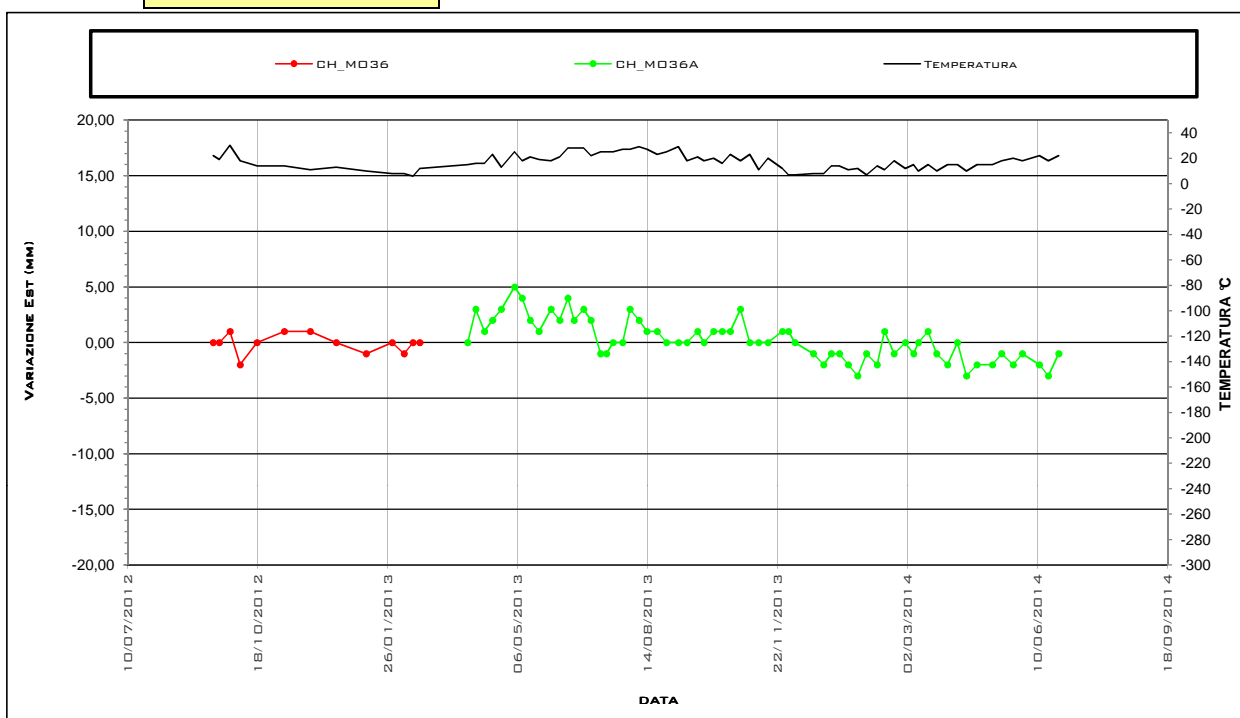
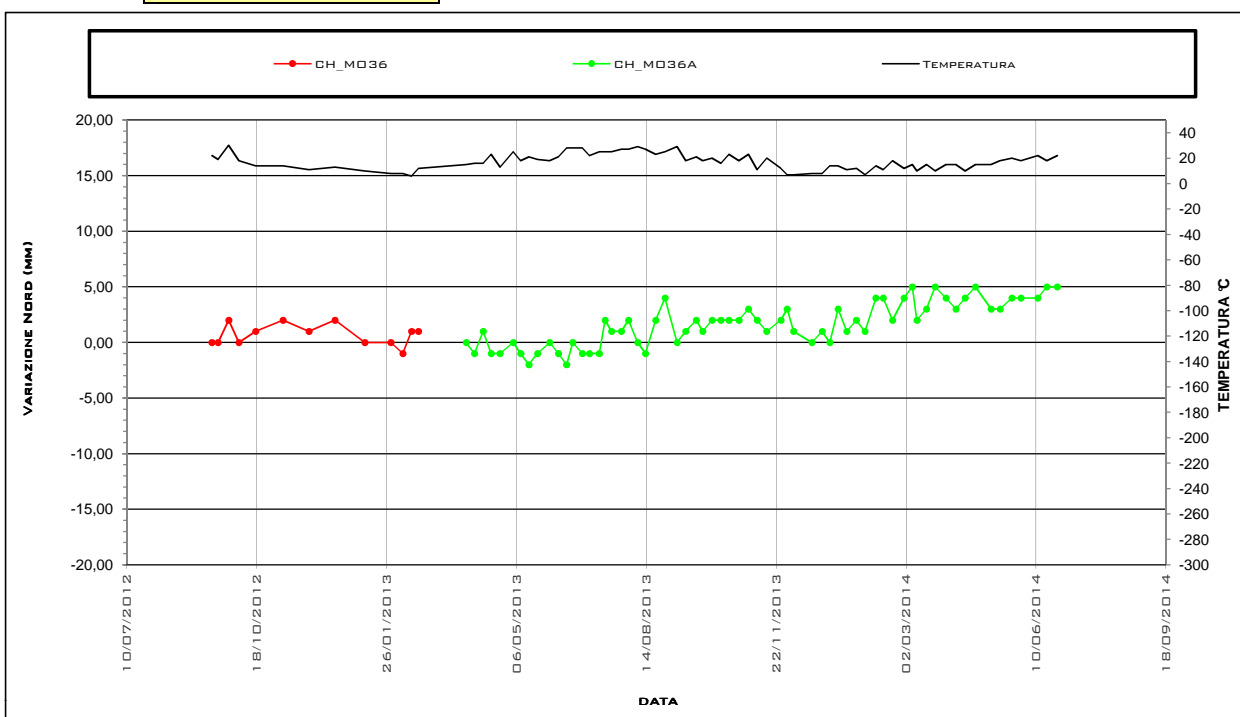


GRAFICO NORD





Ubicazione STAZIONE CHIAIA

Opera \ \ III Ordine - Tufo \ 38-40

Tipo Strumento Mire Ottiche

Data posa in opera 07/02/2013

Data lettura di zero 07/02/2013

Ultima Misura 73 in data 26/06/2014

Letto. n°	DATA	CH_M038					CH_M039					CH_M040				
		Temp. Media[°C]	Quota [m]	Quota Spost. [mm]	Est Spost. [mm]	Nord Spost. [mm]	Temp. Media[°C]	Quota [m]	Quota Spost. [mm]	Est Spost. [mm]	Nord Spost. [mm]	Temp. Media[°C]	Quota [m]	Quota Spost. [mm]	Est Spost. [mm]	Nord Spost. [mm]
1	07/02/2013 15.01	8,0	14,7	0,0	0,0	0,0	8,0	14,6	0,0	0,0	0,0					
2	14/02/2013 08.30	6,0	14,7	1,0	0,0	3,0	6,0	14,6	0,0	0,0	3,0					
3	14/02/2013 08.31											6,0	14,8	0,0	0,0	0,0
4	19/02/2013 15.30	12,0	14,7	-2,0	0,0	2,0	12,0	14,6	0,0	1,0	4,0	12,0	14,8	2,0	-1,0	-1,0
5	27/02/2013 08.30	6,0	14,7	0,0	-1,0	2,0	6,0	14,6	1,0	0,0	1,0	6,0	14,8	1,0	0,0	-1,0
6	05/03/2013 10.30	12,0	14,7	0,0	-1,0	3,0	12,0	14,6	0,0	-1,0	3,0	12,0	14,8	1,0	0,0	0,0
7	12/03/2013 08.30	10,0	14,7	-1,0	-1,0	3,0	10,0	14,6	-1,0	-1,0	3,0	10,0	14,8	2,0	1,0	-1,0
8	19/03/2013 16.00	16,0	14,7	0,0	-1,0	2,0	16,0	14,6	2,0	-1,0	3,0	16,0	14,8	3,0	2,0	-1,0
9	26/03/2013 08.30	13,0	14,7	-1,0	0,0	0,0	13,0	14,6	0,0	0,0	-1,0	13,0	14,8	3,0	1,0	-1,0
10	28/03/2013 11.00	15,0	14,7	-2,0	0,0	0,0	15,0	14,6	-1,0	0,0	0,0	15,0	14,8	3,0	1,0	-1,0
11	03/04/2013 17.30	16,0	14,7	0,0	-1,0	0,0	16,0	14,6	2,0	-1,0	1,0	16,0	14,8	2,0	0,0	-2,0
12	10/04/2013 10.30	16,0	14,7	-1,0	-1,0	1,0	16,0	14,6	1,0	-1,0	2,0	16,0	14,8	2,0	1,0	1,0
13	16/04/2013 15.00	23,0	14,7	0,0	-2,0	2,0	23,0	14,6	2,0	-1,0	0,0	23,0	14,8	2,0	1,0	-2,0
14	23/04/2013 08.30	13,0	14,7	-2,0	-2,0	1,0	13,0	14,6	-1,0	-1,0	0,0	13,0	14,8	2,0	-1,0	-1,0
15	03/05/2013 14.30	25,0	14,7	1,0	2,0	2,0	25,0	14,6	2,0	1,0	1,0	25,0	14,8	4,0	3,0	1,0
16	09/05/2013 08.30	18,0	14,7	0,0	-1,0	2,0	18,0	14,6	1,0	-1,0	1,0	18,0	14,8	5,0	2,0	2,0
17	15/05/2013 14.30	21,0	14,7	1,0	0,0	1,0	21,0	14,6	2,0	-1,0	0,0	21,0	14,8	4,0	3,0	0,0
18	22/05/2013 08.30	19,0	14,7	0,0	-2,0	2,0	19,0	14,6	1,0	-4,0	1,0	19,0	14,8	4,0	3,0	1,0
19	31/05/2013 15.30	18,0	14,7	-2,0	-2,0	3,0	18,0	14,6	0,0	-3,0	2,0	18,0	14,8	5,0	2,0	0,0
20	07/06/2013 08.30	21,0	14,7	-1,0	-1,0	3,0	21,0	14,6	0,0	-1,0	1,0	21,0	14,8	5,0	3,0	0,0
21	13/06/2013 14.30	28,0	14,7	0,0	0,0	1,0	28,0	14,6	2,0	0,0	-1,0	28,0	14,8	6,0	4,0	-1,0
22	18/06/2013 09.00	28,0	14,7	-1,0	-2,0	3,0	28,0	14,6	2,0	-2,0	1,0	28,0	14,8	4,0	2,0	1,0
23	25/06/2013 18.00	28,0	14,7	0,0	-1,0	2,0	28,0	14,6	2,0	-1,0	1,0	28,0	14,8	4,0	4,0	0,0
24	01/07/2013 07.30	22,0	14,7	0,0	0,0	3,0	22,0	14,6	2,0	-1,0	2,0	22,0	14,8	3,0	3,0	-1,0
25	08/07/2013 17.30	25,0	14,7	0,0	-1,0	2,0	25,0	14,6	3,0	-2,0	0,0	25,0	14,8	4,0	4,0	1,0
26	13/07/2013 07.30	25,0	14,7	0,0	0,0	2,0	25,0	14,6	1,0	-2,0	2,0	25,0	14,8	4,0	2,0	1,0
27	18/07/2013 07.30	25,0	14,7	-1,0	-2,0	2,0	25,0	14,6	2,0	-3,0	1,0	25,0	14,8	4,0	2,0	0,0
28	25/07/2013 18.00	27,0	14,7	0,0	-1,0	2,0	27,0	14,6	2,0	-1,0	1,0	27,0	14,8	5,0	2,0	0,0
29	31/07/2013 09.00	27,0	14,7	0,0	-1,0	2,0	27,0	14,6	2,0	-1,0	0,0	27,0	14,8	5,0	3,0	-1,0
30	07/08/2013 09.00	29,0	14,7	-2,0	-2,0	3,0	29,0	14,6	1,0	-3,0	1,0	29,0	14,8	4,0	4,0	1,0
31	13/08/2013 09.00	27,0	14,7	-3,0	-3,0	4,0	27,0	14,6	0,0	-4,0	2,0	27,0	14,8	3,0	4,0	2,0
32	21/08/2013 07.30	23,0	14,7	1,0	2,0	4,0	23,0	14,6	2,0	0,0	2,0	23,0	14,8	4,0	4,0	0,0
33	28/08/2013 10.30	25,0	14,7	1,0	-1,0	4,0	25,0	14,6	3,0	-2,0	4,0	25,0	14,8	6,0	3,0	-1,0
34	06/09/2013 17.30	29,0	14,7	0,0	-2,0	2,0	29,0	14,6	3,0	-3,0	0,0	29,0	14,8	7,0	1,0	-2,0
35	13/09/2013 07.30	18,0	14,7	-1,0	-1,0	3,0	18,0	14,6	1,0	-2,0	0,0	18,0	14,8	7,0	1,0	-2,0
36	21/09/2013 09.30	21,0	14,7	-1,0	-2,0	2,0	21,0	14,6	2,0	-2,0	2,0	21,0	14,8	8,0	0,0	-3,0
37	26/09/2013 09.30	18,0	14,7	-1,0	-2,0	2,0	18,0	14,6	2,0	-3,0	0,0	18,0	14,8	8,0	0,0	-2,0
38	03/10/2013 16.30	20,0	14,7	-1,0	-1,0	3,0	20,0	14,6	2,0	-2,0	2,0	20,0	14,8	7,0	1,0	-2,0
39	10/10/2013 08.30	16,0	14,7	-1,0	-2,0	2,0	16,0	14,6	2,0	-3,0	0,0	16,0	14,8	8,0	2,0	-1,0
40	16/10/2013 14.30	23,0	14,7	-1,0	-2,0	3,0	23,0	14,6	1,0	-3,0	2,0	23,0	14,8	8,0	0,0	-1,0
41	24/10/2013 08.30	18,0	14,7	-1,0	0,0	2,0	18,0	14,6	1,0	-1,0	0,0	18,0	14,8	7,0	1,0	-1,0
42	31/10/2013 14.30	23,0	14,7	-1,0	-2,0	3,0	23,0	14,6	1,0	-2,0	2,0	23,0	14,8	8,0	2,0	-1,0
43	07/11/2013 08.30	11,0	14,7	-1,0	-2,0	1,0	11,0	14,6	1,0	-2,0	0,0	11,0	14,8	8,0	1,0	0,0
44	14/11/2013 14.30	20,0	14,7	-1,0	-3,0	2,0	20,0	14,6	1,0	-4,0	0,0					
45	25/11/2013 15.30	12,0	14,7	-1,0	-2,0	1,0	12,0	14,6	1,0	-1,0	0,0					
46	30/11/2013 08.30	7,0	14,7	-1,0	-1,0	2,0	7,0	14,6	1,0	-1,0	2,0					
47	05/12/2013 08.30	7,0	14,7	-1,0	-1,0	3,0	7,0	14,6	1,0	-2,0	1,0					
48	19/12/2013 13.00	8,0	14,7	-3,0	-3,0	5,0	8,0	14,6	-1,0	-4,0	3,0					
49	27/12/2013 09.00	8,0	14,7	-4,0	-4,0	6,0	8,0	14,6	-2,0	-5,0	6,0					
50	02/01/2014 07.30	14,0	14,7	-5,0	-5,0	7,0	14,0	14,6	-2,0	-5,0	5,0					
51	08/01/2014 14.30	14,0	14,7	-2,0	-3,0	3,0	14,0	14,6	0,0	-5,0	3,0					
52	15/01/2014 08.30	11,0	14,7	-1,0	-2,0	2,0	11,0	14,6	1,0	-5,0	2,0					
53	22/01/2014 14.30	12,0	14,7	0,0	-3,0	3,0	12,0	14,6	1,0	-4,0	3,0					
54	29/01/2014 08.30	7,0	14,7	0,0	-1,0	4,0	7,0	14,6	1,0	-3,0	2,0					
55	06/02/2014 14.30	14,0	14,7	-2,0	-4,0	5,0	14,0	14,6	1,0	-5,0	3,0					
56	12/02/2014 08.30	11,0	14,7	-2,0	-3,0	5,0	11,0	14,6	1,0	-3,0	2,0					
57	19/02/2014 14.30	18,0	14,7	-2,0	-3,0	4,0	18,0	14,6	1,0	-4,0	4,0					
58	28/02/2014 08.30	12,0	14,7	-1,0	-4,0	6,0	12,0	14,6	1,0	-5,0	4,0					
59	06/03/2014 16.30	15,0	14,7	-2,0	-4,0	6,0	15,0	14,6	1,0	-4,0	5,0					
60	10/03/2014 08.30	10,0	14,7	-2,0	-3,0	6,0	10,0	14,6	1,0	-4,0	4,0					
61	17/03/2014 15.30	15,0	14,7	0,0	-3,0	6,0	15,0	14,6	2,0	-4,0	2,0					
62	24/03/2014 08.30	10,0	14,7	0,0	-2,0	6,0	10,0	14,6	2,0	-5,0	3,0					
63	01/04/2014 18.30	15,0	14,7	0,0	-5,0	5,0	15,0	14,6	2,0	-6,0	4,0					
64	09/04/2014 08.30	15,0	14,7	0,0	-3,0	5,0	15,0	14,6	2,0	-5,0	4,0					
65	16/04/2014 08.30	10,0	14,7	0,0	-5,0	6,0	10,0	14,6	2,0	-6,0	4,0					
66	24/04/2014 08.30	15,0	14,7	0,0	-4,0	6,0	15,0	14,6	2,0	-6,0	5,0					
67	06/05/2014 08.30	15,0	14,7	0,0	-3,0	4,0	15,0	14,6	1,0	-5,0	2,0					
68	13/05/2014 08.30	18,0	14,7	0,0	-3,0	5,0	18,0	14,6	1,0	-5,0	3,0					
69	22/05/2014 08.30	20,0	14,7	-1,0	-4,0	5,0	20,0	14,6	2,0	-5,0	3,0					
70	29/05/2014 08.30	18,0	14,7	-1,0	-5,0	5,0	18,0	14,6	2,0	-7,0	3,0					
71	11/06/2014 08.30	22,0	14,7	-1,0	-3,0	5,0	22,0	14,6	2,0	-6,0	3,0					
72	18/06/2014 08.30	18,0	14,7	-1,0	-3,0	6,0	18,0	14,6	2,0	-5,0	4,0					
73	26/06/2014 08.30	22,0	14,7	-1,0	-3,0	4,0	22,0	14,6	2,0	-5,0	2,0					

Ubicazione STAZIONE CHIAIA
Opera \ \ III Ordine - Tufo \ 38-40
Tipo Strumento Mire Ottiche
Data posa in opera 07/02/2013
Data lettura di zero 07/02/2013

GRAFICO QUOTA

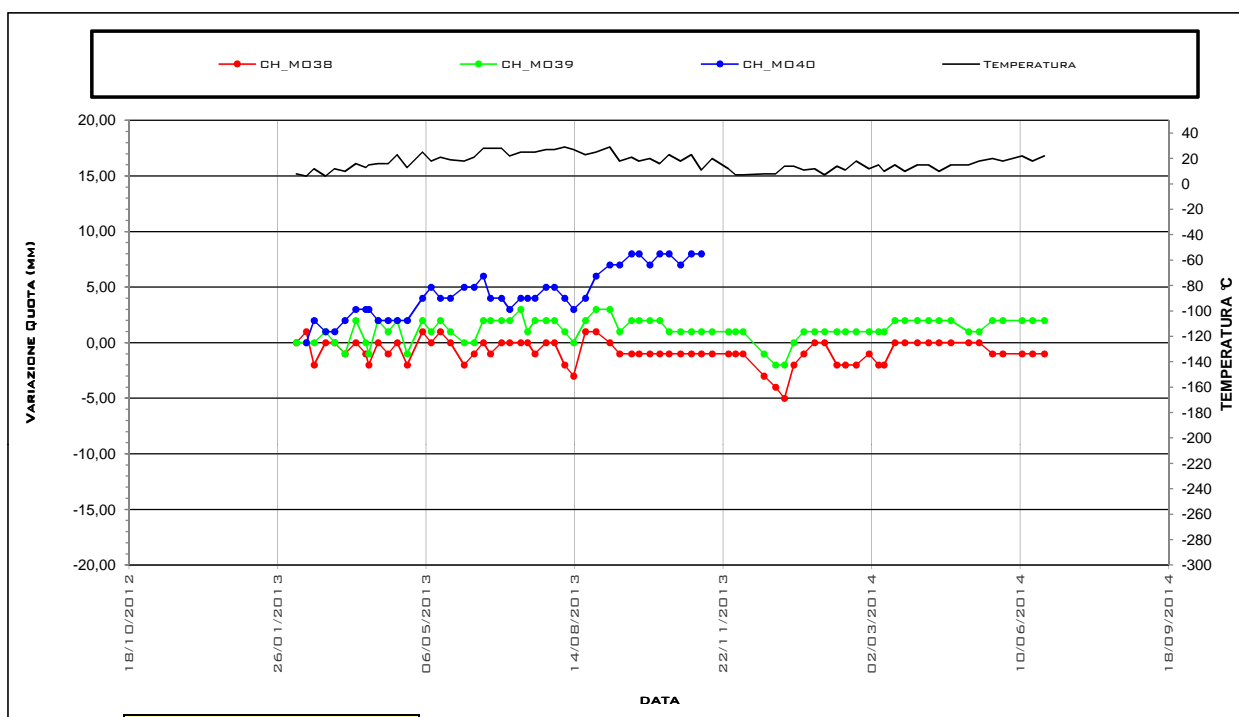
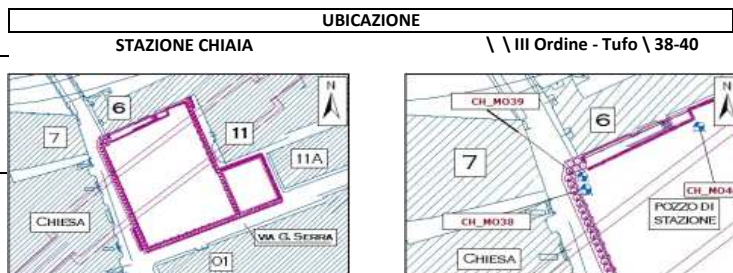
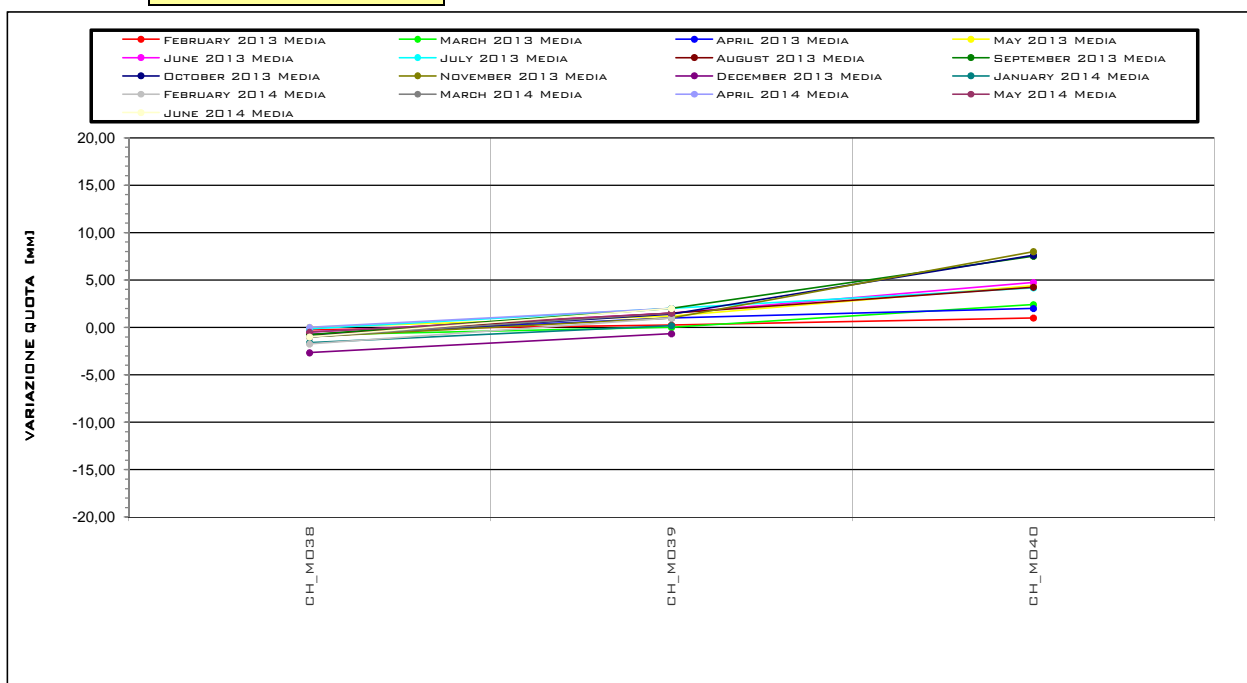


GRAFICO ISOCRONE



Ubicazione STAZIONE CHIAIA
Opera \ \ III Ordine - Tufo \ 38-40
Tipo Strumento Mire Ottiche
Data posa in opera 07/02/2013
Data lettura di zero 07/02/2013

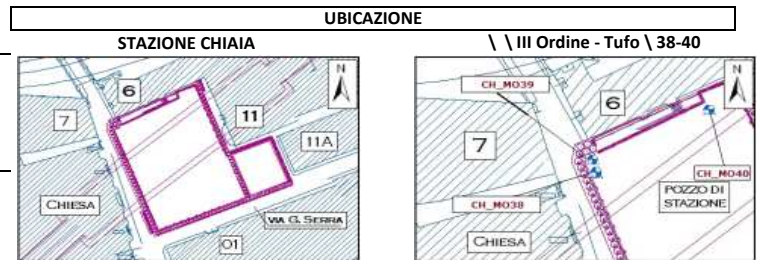


GRAFICO EST

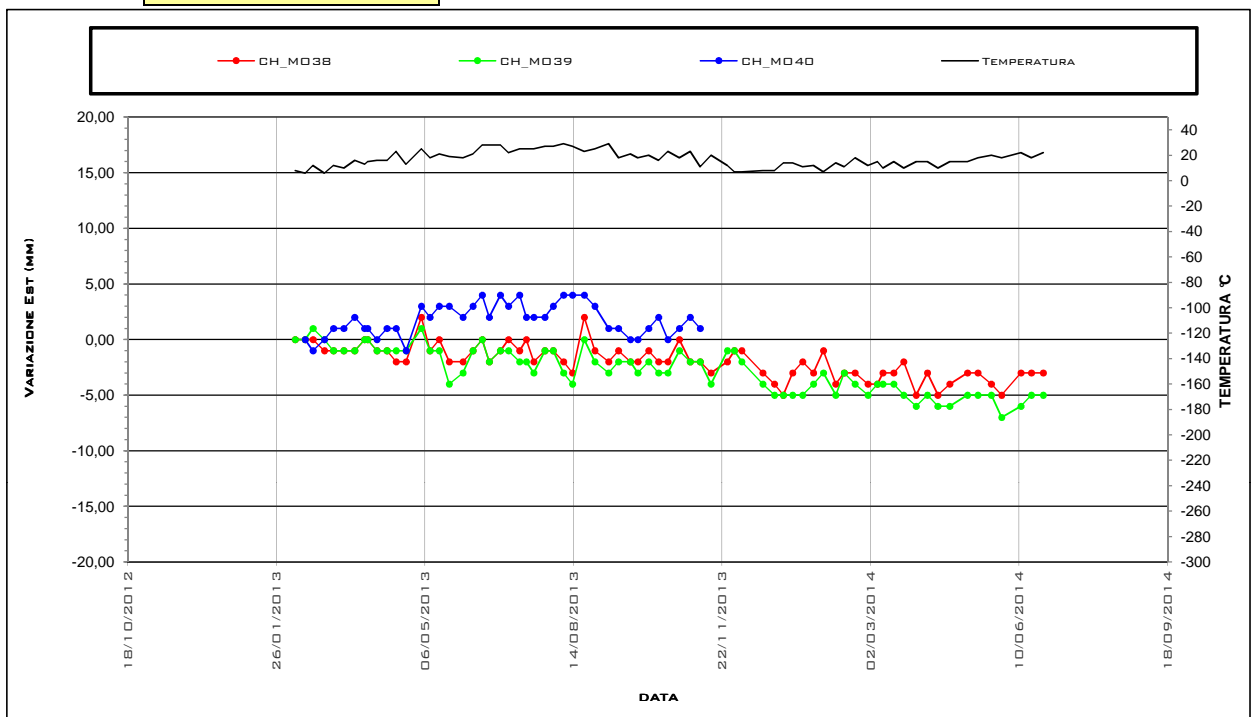
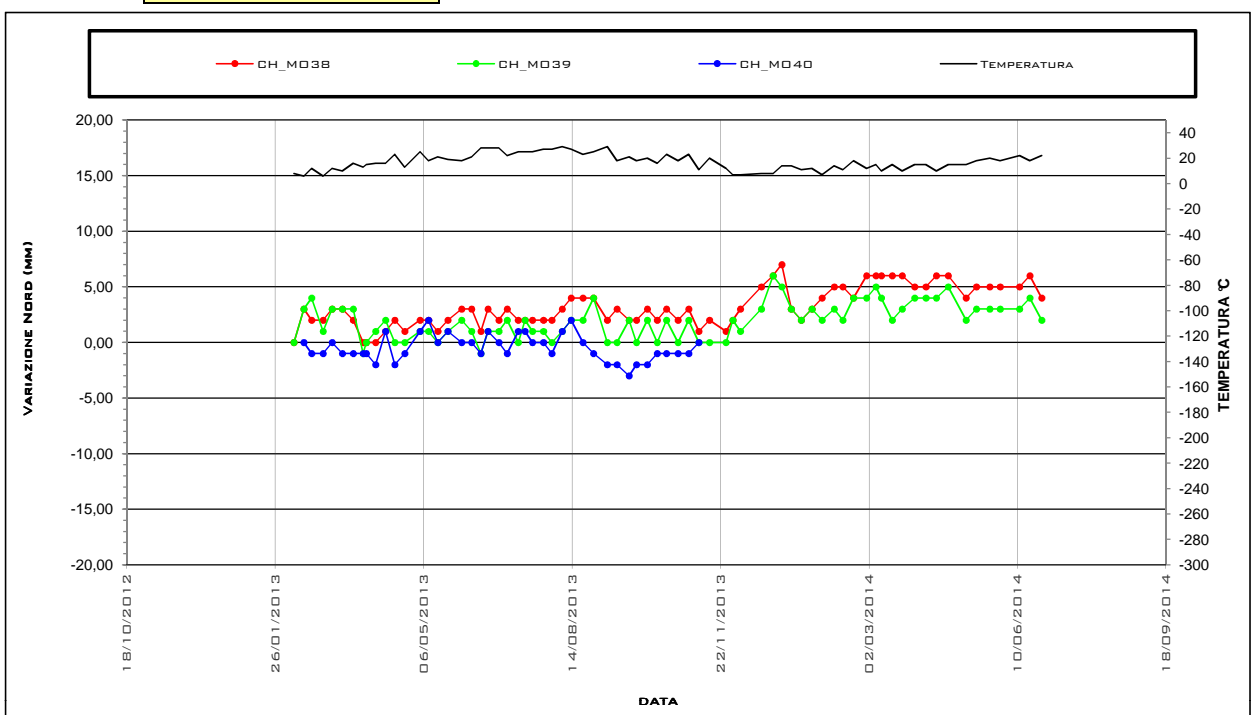


GRAFICO NORD





Ubicazione STAZIONE CHIAIA

Opera \ \ IV Ordine - Tufo \ 41-44

Tipo Strumento Mire Ottiche

Data posa in opera 05/03/2013

Data lettura di zero 05/03/2013

Ultima Misura 68 in data 26/06/2014

Lett. n°	DATA	CH_M041					CH_M042					CH_M043					CH_M044				
		Temp. Media[°C]	Quota [m]	Quota Spost. [mm]	Est Spost. [mm]	Nord Spost. [mm]	Temp. Media[°C]	Quota [m]	Quota Spost. [mm]	Est Spost. [mm]	Nord Spost. [mm]	Temp. Media[°C]	Quota [m]	Quota Spost. [mm]	Est Spost. [mm]	Nord Spost. [mm]	Temp. Media[°C]	Quota [m]	Quota Spost. [mm]	Est Spost. [mm]	Nord Spost. [mm]
1	05/03/2013 10.30	12.0	9.5	0.0	0.0	0.0	12.0	9.4	0.0	0.0	0.0	12.0	9.7	0.0	0.0	0.0	12.0	10.2	0.0	0.0	0.0
2	12/03/2013 08.30	10.0	9.5	1.0	1.0	3.0	10.0	9.4	-1.0	-1.0	2.0	10.0	9.7	1.0	1.0	-2.0	10.0	10.2	0.0	-1.0	-2.0
3	19/03/2013 16.00	16.0	9.5	0.0	0.0	4.0	16.0	9.4	1.0	-1.0	2.0	16.0	9.7	1.0	2.0	-2.0	16.0	10.2	1.0	0.0	-2.0
4	26/03/2013 08.30	13.0	9.5	0.0	2.0	0.0	13.0	9.4	0.0	2.0	-2.0	13.0	9.7	0.0	1.0	-2.0	13.0	10.2	0.0	0.0	-3.0
5	28/03/2013 11.00	15.0	9.5	-2.0	0.0	1.0	15.0	9.4	0.0	0.0	0.0	15.0	9.7	1.0	1.0	-2.0	15.0	10.2	0.0	0.0	-2.0
6	03/04/2013 17.30	16.0	9.5	-3.0	0.0	2.0	16.0	9.4	1.0	0.0	0.0	16.0	9.7	-1.0	1.0	-4.0	16.0	10.2	-2.0	-1.0	-3.0
7	10/04/2013 10.30	16.0	9.5	-1.0	-1.0	2.0	16.0	9.4	0.0	0.0	2.0	16.0	9.7	1.0	1.0	-2.0	16.0	10.2	1.0	0.0	-1.0
8	16/04/2013 15.00	23.0	9.5	0.0	0.0	1.0	23.0	9.4	2.0	0.0	0.0	23.0	9.7	1.0	1.0	-4.0	23.0	10.2	-2.0	-1.0	-3.0
9	23/04/2013 08.30	13.0	9.5	0.0	0.0	0.0	13.0	9.4	0.0	0.0	0.0	13.0	9.7	0.0	0.0	-2.0	13.0	10.2	-1.0	-1.0	-1.0
10	03/05/2013 14.30	25.0	9.5	0.0	1.0	1.0	25.0	9.4	0.0	1.0	0.0	25.0	9.7	0.0	5.0	-3.0	25.0	10.2	-2.0	1.0	-2.0
11	09/05/2013 08.30	18.0	9.5	-1.0	-1.0	2.0	18.0	9.4	1.0	-1.0	1.0	18.0	9.7	0.0	3.0	-2.0	18.0	10.2	-1.0	-2.0	-2.0
12	15/05/2013 14.30	21.0	9.5	-1.0	0.0	2.0	21.0	9.4	1.0	1.0	0.0	21.0	9.7	1.0	4.0	-4.0	21.0	10.2	-1.0	0.0	-4.0
13	22/05/2013 08.30	19.0	9.5	0.0	-1.0	3.0	19.0	9.4	0.0	-1.0	0.0	19.0	9.7	1.0	4.0	-5.0	19.0	10.2	-1.0	0.0	-3.0
14	31/05/2013 15.30	18.0	9.5	-1.0	-1.0	3.0	18.0	9.4	-1.0	-2.0	1.0	18.0	9.7	1.0	4.0	-4.0	18.0	10.2	0.0	-1.0	-3.0
15	07/06/2013 08.30	21.0	9.5	-1.0	-1.0	2.0	21.0	9.4	-1.0	-1.0	2.0	21.0	9.7	1.0	4.0	-5.0	21.0	10.2	1.0	0.0	-4.0
16	13/06/2013 14.30	28.0	9.5	0.0	0.0	0.0	28.0	9.4	1.0	-1.0	0.0	28.0	9.7	2.0	5.0	-5.0	28.0	10.2	1.0	1.0	-4.0
17	18/06/2013 09.00	28.0	9.5	0.0	0.0	2.0	28.0	9.4	0.0	-2.0	1.0	28.0	9.7	1.0	3.0	-4.0	28.0	10.2	-1.0	0.0	-2.0
18	25/06/2013 18.00	28.0	9.5	0.0	0.0	2.0	28.0	9.4	0.0	0.0	1.0					28.0	10.2	0.0	0.0	-4.0	
19	01/07/2013 07.30	22.0	9.5	1.0	0.0	2.0	22.0	9.4	0.0	-1.0	1.0	22.0	9.7	1.0	4.0	-5.0	22.0	10.2	0.0	0.0	-3.0
20	08/07/2013 17.30	25.0	9.5	1.0	0.0	3.0	25.0	9.4	3.0	-1.0	0.0	25.0	9.7	2.0	5.0	-3.0	25.0	10.2	0.0	1.0	-1.0
21	13/07/2013 07.30	25.0	9.5	0.0	0.0	3.0	25.0	9.4	1.0	-2.0	0.0	25.0	9.7	2.0	3.0	-3.0	25.0	10.2	0.0	0.0	-3.0
22	18/07/2013 07.30	25.0	9.5	-1.0	-1.0	2.0	25.0	9.4	2.0	-2.0	0.0	25.0	9.7	1.0	3.0	-4.0	25.0	10.2	-1.0	-1.0	-2.0
23	25/07/2013 18.00	27.0	9.5	1.0	1.0	2.0	27.0	9.4	1.0	-1.0	1.0	27.0	9.7	2.0	4.0	-4.0	27.0	10.2	0.0	-1.0	-2.0
24	31/07/2013 09.00	27.0	9.5	1.0	-1.0	2.0	27.0	9.4	2.0	-2.0	0.0	27.0	9.7	2.0	3.0	-4.0	27.0	10.2	0.0	-1.0	-1.0
25	07/08/2013 09.00	29.0	9.5	0.0	-1.0	3.0	29.0	9.4	0.0	-4.0	1.0	29.0	9.7	1.0	4.0	-3.0	29.0	10.2	-1.0	-3.0	-1.0
26	13/08/2013 09.00	27.0	9.5	-1.0	-2.0	4.0	27.0	9.4	-1.0	-5.0	2.0	27.0	9.7	0.0	5.0	-2.0	27.0	10.2	-1.0	-2.0	-1.0
27	21/08/2013 07.30	23.0	9.5	1.0	1.0	3.0	23.0	9.4	2.0	0.0	1.0	23.0	9.7	2.0	5.0	-5.0	23.0	10.2	-1.0	1.0	-2.0
28	28/08/2013 10.30	25.0	9.5	2.0	-2.0	4.0	25.0	9.4	5.0	-1.0	2.0	25.0	9.7	3.0	4.0	-5.0	25.0	10.2	-1.0	1.0	-1.0
29	06/09/2013 17.30	29.0	9.5	1.0	-2.0	2.0	29.0	9.4	3.0	-1.0	0.0										
30	13/09/2013 07.30	18.0	9.5	0.0	0.0	2.0	18.0	9.4	3.0	0.0	0.0										
31	21/09/2013 09.30						21.0	9.4	3.0	-1.0	1.0										
32	26/09/2013 09.30	18.0	9.5	3.0	-1.0	4.0	18.0	9.4	3.0	-1.0	1.0										
33	03/10/2013 16.30	20.0	9.5	3.0	-1.0	5.0	20.0	9.4	3.0	-1.0	2.0										
34	10/10/2013 08.30	16.0	9.5	3.0	-3.0	3.0	16.0	9.4	3.0	-2.0	0.0										
35	16/10/2013 14.30	23.0	9.5	1.0	-3.0	4.0	23.0	9.4	2.0	-1.0	2.0										
36	24/10/2013 08.30	18.0	9.5	1.0	-1.0	4.0	18.0	9.4	2.0	1.0	0.0										
37	31/10/2013 14.30	23.0	9.5	0.0	-2.0	5.0	23.0	9.4	2.0	-1.0	1.0	23.0	9.7	5.0	5.0	-5.0					
38	07/11/2013 08.30	11.0	9.5	0.0	-1.0	3.0	11.0	9.4	2.0	0.0	0.0										
39	14/11/2013 14.30	20.0	9.5	1.0	-3.0	4.0	20.0	9.4	2.0	-2.0	0.0										
40	25/11/2013 15.30	12.0	9.5	1.0	-1.0	3.0	12.0	9.4	2.0	-1.0	0.0										
41	30/11/2013 08.30	7.0	9.5	1.0	0.0	5.0	7.0	9.4	1.0	1.0	1.0										
42	05/12/2013 08.30	7.0	9.5	1.0	-3.0	4.0	7.0	9.4	2.0	0.0	1.0										
43	19/12/2013 13.00	8.0	9.5	-1.0	-4.0	6.0	8.0	9.4	-11.0	-3.0	2.0										
44	27/12/2013 09.00	8.0	9.5	-2.0	-5.0	7.0	8.0	9.4	-1.0	-5.0	4.0										
45	02/01/2014 07.30	14.0	9.5	-2.0	-6.0	8.0	14.0	9.4	-3.0	-6.0	4.0										
46	08/01/2014 14.30	14.0	9.5	0.0	-4.0	5.0	14.0	9.4	1.0	-3.0	2.0										
47	15/01/2014 08.30	11.0	9.5	1.0	-2.0	4.0	11.0	9.4	2.0	-2.0	1.0										
48	22/01/2014 14.30	12.0	9.5	2.0	-2.0	5.0	12.0	9.4	2.0	-2.0	1.0										
49	29/01/2014 08.30	7.0	9.5	2.0	-3.0	5.0	7.0	9.4	2.0	-2.0	1.0										
50	06/02/2014 14.30	14.0	9.5	1.0	-3.0	6.0	14.0	9.4	2.0	-3.0	3.0										
51	12/02/2014 08.30	11.0	9.5	1.0	-3.0	6.0	11.0	9.4	2.0	-3.0	2.0										
52	19/02/2014 14.30	18.0	9.5	1.0	-3.0	7.0	18.0	9.4	2.0	-2.0	3.0										
53	28/02/2014 08.30	12.0	9.5	2.0	-2.0	7.0	12.0	9.4	3.0	-3.0	4.0										
54	06/03/2014 16.30	15.0	9.5	2.0	-3.0	7.0	15.0	9.4	1.0	-3.0	3.0										
55	10/03/2014 08.30	10.0	9.5	2.0	-3.0	7.0	10.0	9.4	2.0	-2.0	4.0										
56	17/03/2014 15.30	15.0	9.5	2.0	-3.0	6.0	15.0	9.4	2.0	-3.0	3.0										
57	24/03/2014 08.30	10.0	9.5	2.0	-3.0	7.0	10.0	9.4	2.0	-4.0	4.0										
58	01/04/2014 18.30	15.0	9.5	2.0	-6.0	8.0	15.0	9.4	2.0	-6.0	3.0										
59	09/04/2014 08.30	15.0	9.5	2.0	-5.0	6.0	15.0	9.4	2.0	-4.0	3.0										
60	16/04/2014 08.30	10.0	9.5	2.0	-5.0	7.0	10.0	9.4	2.0	-3.0	3.0										
61	24/04/2014 08.30	15.0	9.5	2.0	-4.0	8.0	15.0	9.4	2.0	-5.0	4.0										
62	06/05/2014 08.30	15.0	9.5	1.0	-3.0	6.0	15.0	9.4	2.0	-4.0	1.0										
63	13/05/2014 08.30	18.0	9.5	1.0	-4.0	7.0	18.0	9.4	2.0	-5.0	2.0										
64	22/05/2014 08.30	20.0	9.5	2.0	-5.0	5.0	20.0	9.4	2.0	-5.0	2.0										
65	29/05/2014 08.30	18.0	9.5	1.0	-5.0	5.0	18.0	9.4	2.0	-6.0	1.0										
66	11/06/2014 08.30	22.0	9.5	1.0	-6.0	6.0	22.0	9.4	2.0	-7.0	2.0										
67	18/06/2014 08.30	18.0																			

Ubicazione STAZIONE CHIAIA
Opera \ \ IV Ordine - Tufo \ 41-44
Tipo Strumento Mire Ottiche
Data posa in opera 05/03/2013
Data lettura di zero 05/03/2013

GRAFICO QUOTA

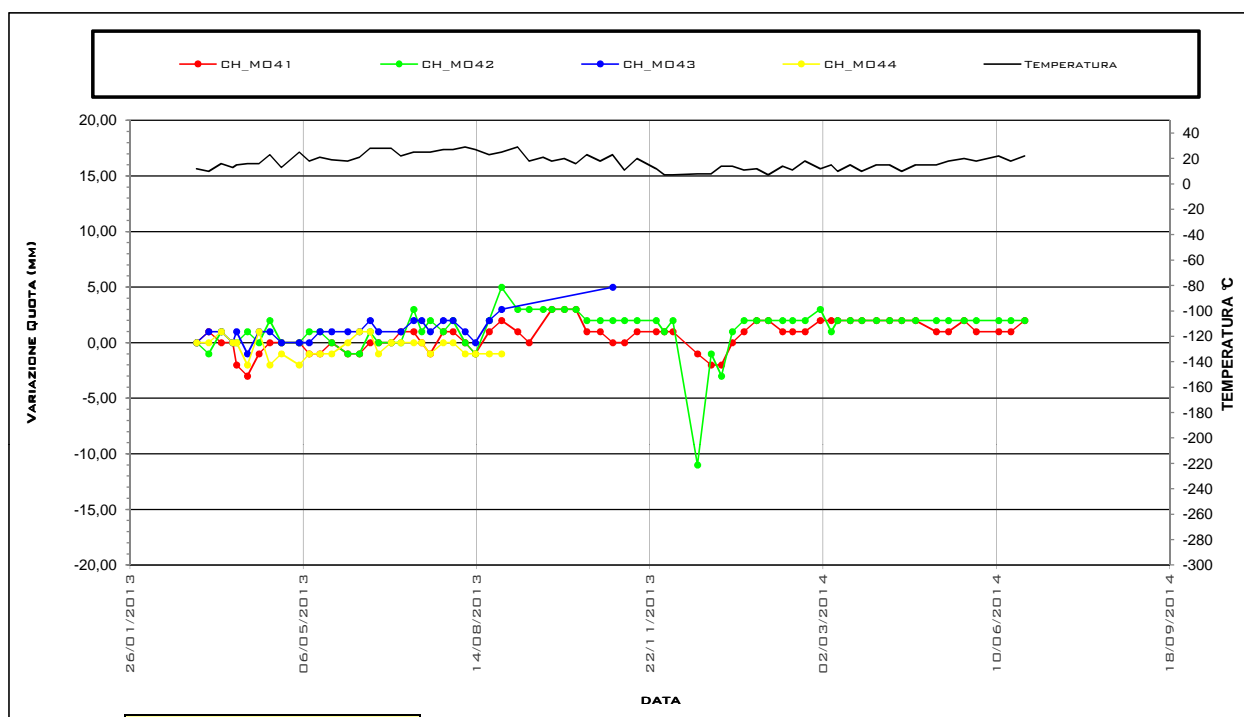
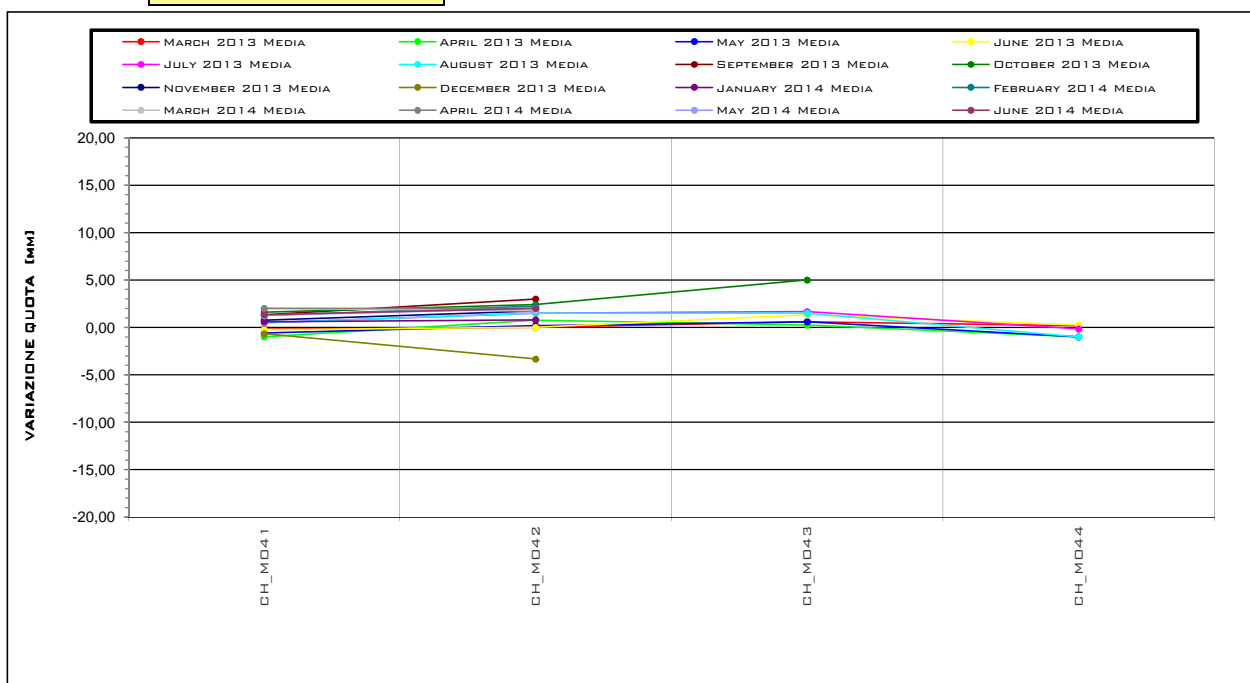


GRAFICO ISOCRONE



Ubicazione STAZIONE CHIAIA
Opera \ IV Ordine - Tufo \ 41-44
Tipo Strumento Mire Ottiche
Data posa in opera 05/03/2013
Data lettura di zero 05/03/2013

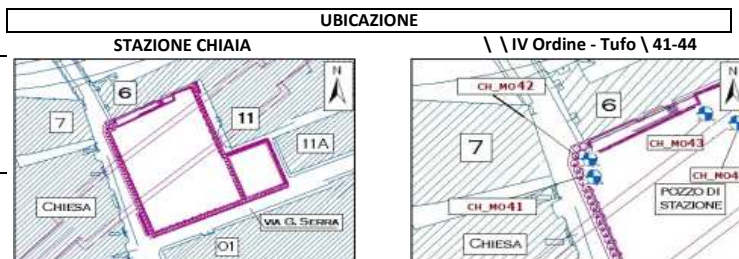


GRAFICO EST

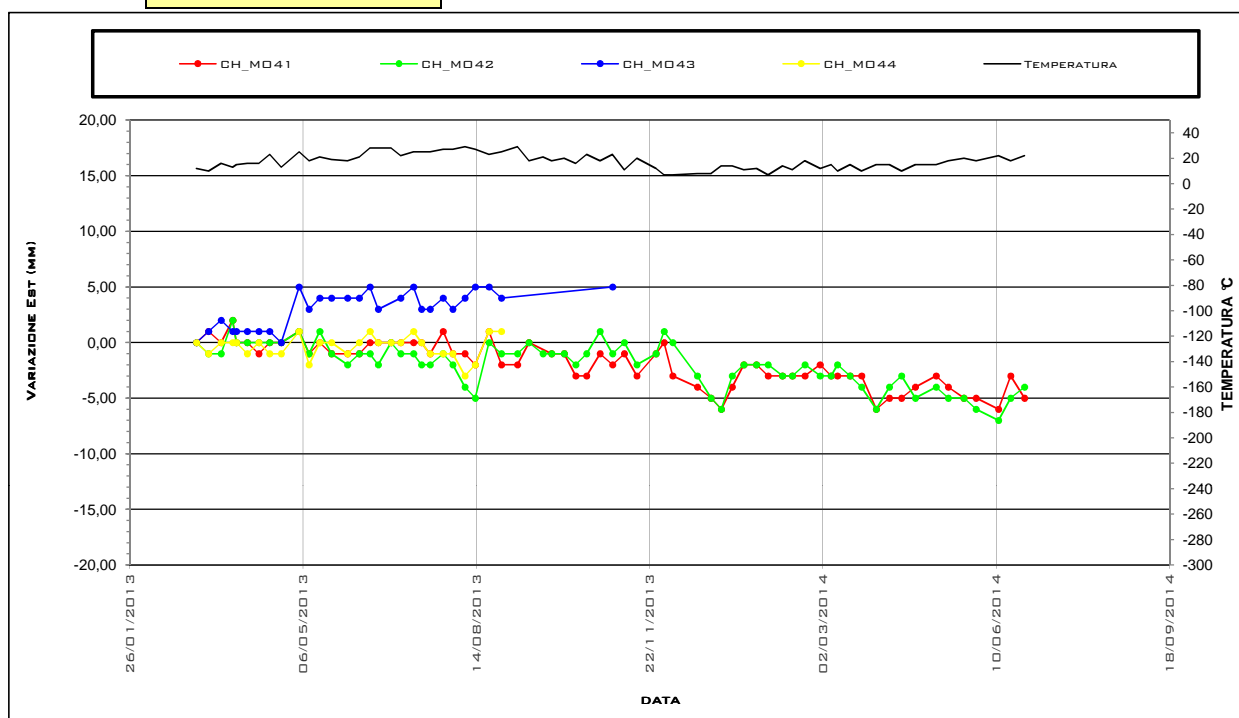
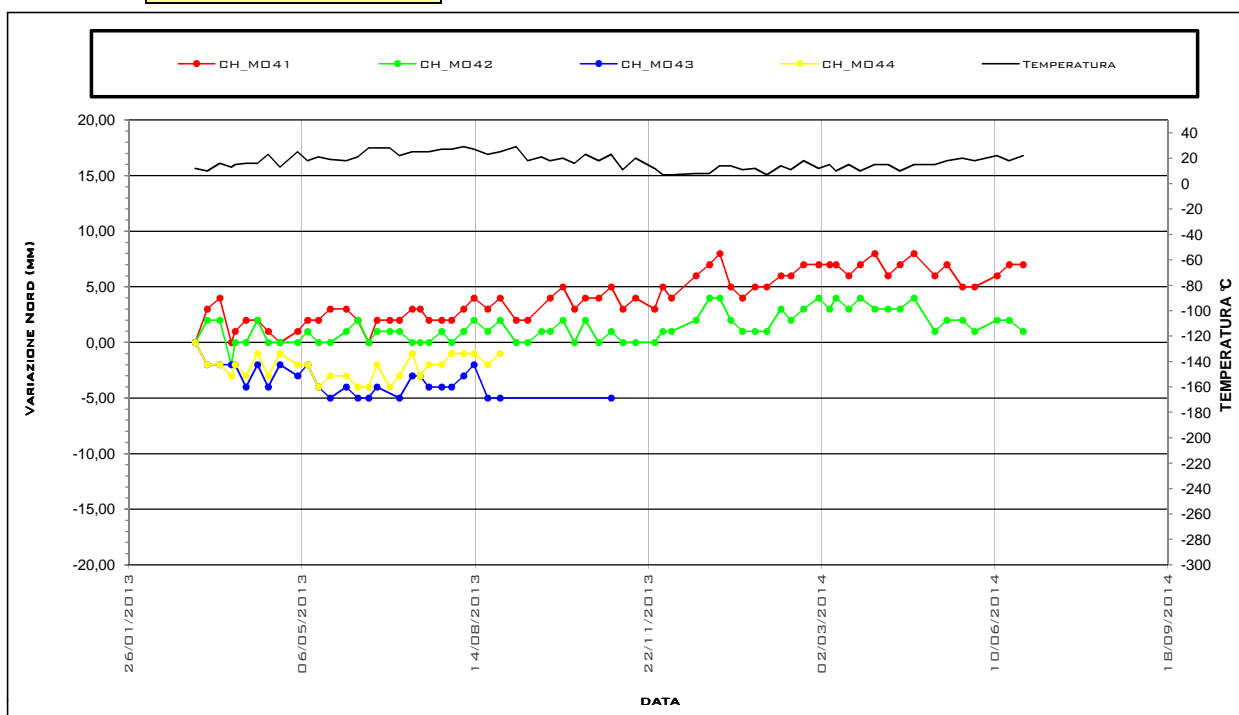


GRAFICO NORD





Ubicazione STAZIONE CHIAIA

Opera \ \ Supplementari \ 45-47

Tipo Strumento Mire Ottiche

Data posa in opera 28/03/2013

Data lettura di zero 28/03/2013

Ultima Misura 64 in data 26/06/2014

Lett. n°	DATA	CH_M045					CH_M046					CH_M047				
		Temp. Media[°C]	Quota [m]	Quota Spost. [mm]	Est Spost. [mm]	Nord Spost. [mm]	Temp. Media[°C]	Quota [m]	Quota Spost. [mm]	Est Spost. [mm]	Nord Spost. [mm]	Temp. Media[°C]	Quota [m]	Quota Spost. [mm]	Est Spost. [mm]	Nord Spost. [mm]
1	28/03/2013 11.00	15,0	14,8	0,0	0,0	0,0	15,1	0,0	0,0	0,0	0,0	15,0	15,3	0,0	0,0	0,0
2	03/04/2013 17.30	16,0	14,8	1,0	0,0	-1,0	16,0	15,1	0,0	-1,0	0,0	16,0	15,3	-1,0	-1,0	0,0
3	10/04/2013 10.30	16,0	14,8	1,0	2,0	2,0	16,0	15,1	0,0	0,0	2,0	16,0	15,3	-1,0	-1,0	2,0
4	16/04/2013 15.00	23,0	14,8	1,0	0,0	0,0	23,0	15,1	-1,0	0,0	0,0	23,0	15,3	0,0	0,0	1,0
5	23/04/2013 08.30	13,0	14,8	0,0	-2,0	2,0	13,0	15,1	0,0	-1,0	2,0	13,0	15,3	0,0	0,0	2,0
6	03/05/2013 14.30	25,0	14,8	2,0	0,0	0,0	25,0	15,1	0,0	1,0	0,0	25,0	15,3	-1,0	1,0	2,0
7	09/05/2013 08.30	18,0	14,8	2,0	-1,0	2,0	18,0	15,1	0,0	0,0	1,0	18,0	15,3	0,0	-1,0	3,0
8	15/05/2013 14.30	21,0	14,8	1,0	0,0	0,0	21,0	15,1	0,0	1,0	0,0	21,0	15,3	0,0	2,0	2,0
9	22/05/2013 08.30	19,0	14,8	1,0	0,0	0,0	19,0	15,1	0,0	1,0	0,0	19,0	15,3	0,0	1,0	2,0
10	31/05/2013 15.30	18,0	14,8	1,0	1,0	0,0	18,0	15,1	0,0	0,0	0,0	18,0	15,3	0,0	1,0	1,0
11	07/06/2013 08.30	21,0	14,8	2,0	0,0	-1,0	21,0	15,1	-1,0	1,0	1,0	21,0	15,3	-1,0	2,0	1,0
12	13/06/2013 14.30	28,0	14,8	3,0	3,0	0,0	28,0	15,1	1,0	3,0	-1,0	28,0	15,3	0,0	3,0	1,0
13	18/06/2013 09.00	28,0	14,8	2,0	0,0	1,0	28,0	15,1	0,0	1,0	1,0	28,0	15,3	-1,0	1,0	2,0
14	25/06/2013 18.00	28,0	14,8	2,0	1,0	1,0	28,0	15,1	0,0	1,0	0,0	28,0	15,3	-1,0	1,0	1,0
15	01/07/2013 07.30	22,0	14,8	1,0	0,0	0,0	22,0	15,1	-1,0	1,0	0,0	22,0	15,3	-1,0	1,0	2,0
16	08/07/2013 17.30	25,0	14,8	2,0	2,0	1,0	25,0	15,1	-2,0	2,0	1,0	25,0	15,3	-1,0	2,0	2,0
17	13/07/2013 07.30	25,0	14,8	1,0	1,0	1,0	25,0	15,1	0,0	0,0	0,0	25,0	15,3	-1,0	1,0	3,0
18	18/07/2013 07.30	25,0	14,8	1,0	1,0	1,0	25,0	15,1	-2,0	2,0	1,0	25,0	15,3	-2,0	3,0	3,0
19	25/07/2013 18.00	27,0	14,8	1,0	1,0	1,0	27,0	15,1	-1,0	2,0	1,0	27,0	15,3	-2,0	3,0	3,0
20	31/07/2013 09.00	27,0	14,8	1,0	0,0	1,0	27,0	15,1	-1,0	1,0	1,0	27,0	15,3	-2,0	1,0	4,0
21	07/08/2013 09.00	29,0	14,8	0,0	2,0	2,0	29,0	15,1	-2,0	2,0	1,0	29,0	15,2	-4,0	2,0	3,0
22	13/08/2013 09.00	27,0	14,8	-1,0	3,0	3,0	27,0	15,1	-3,0	2,0	0,0	27,0	15,2	-5,0	3,0	2,0
23	21/08/2013 07.30	23,0	14,8	1,0	1,0	1,0	23,0	15,1	-2,0	3,0	1,0	23,0	15,3	-1,0	3,0	3,0
24	28/08/2013 10.30	25,0	14,8	0,0	2,0	1,0	25,0	15,1	-2,0	3,0	1,0	25,0	15,3	-2,0	3,0	4,0
25	06/09/2013 17.30	29,0	14,8	2,0	2,0	1,0	29,0	15,1	-1,0	2,0	1,0	29,0	15,3	-2,0	2,0	2,0
26	13/09/2013 07.30	18,0	14,8	1,0	2,0	1,0	18,0	15,1	-2,0	2,0	1,0	18,0	15,3	-1,0	1,0	2,0
27	21/09/2013 09.30	21,0	14,8	1,0	2,0	0,0	21,0	15,1	-2,0	2,0	1,0	21,0	15,3	-1,0	2,0	2,0
28	26/09/2013 09.30	18,0	14,8	2,0	1,0	1,0	18,0	15,1	-2,0	2,0	1,0	18,0	15,3	-2,0	3,0	3,0
29	03/10/2013 16.30	20,0	14,8	1,0	2,0	1,0	20,0	15,1	-2,0	3,0	1,0	20,0	15,3	-3,0	3,0	2,0
30	10/10/2013 08.30	16,0	14,8	2,0	2,0	2,0	16,0	15,1	-2,0	2,0	3,0	16,0	15,3	-3,0	4,0	4,0
31	16/10/2013 14.30	23,0	14,8	2,0	1,0	1,0	23,0	15,1	-2,0	2,0	2,0	23,0	15,3	-2,0	2,0	3,0
32	24/10/2013 08.30	18,0	14,8	2,0	2,0	1,0	18,0	15,1	-3,0	3,0	1,0	18,0	15,3	-2,0	3,0	4,0
33	31/10/2013 14.30	23,0	14,8	2,0	3,0	0,0	23,0	15,1	-2,0	2,0	1,0	23,0	15,3	-2,0	3,0	4,0
34	07/11/2013 08.30	11,0	14,8	2,0	3,0	2,0	11,0	15,1	-2,0	3,0	1,0	11,0	15,3	-3,0	4,0	4,0
35	14/11/2013 14.30	20,0	14,8	2,0	3,0	1,0	20,0	15,1	-2,0	2,0	1,0	20,0	15,3	-3,0	3,0	4,0
36	25/11/2013 15.30	12,0	14,8	2,0	2,0	2,0	12,0	15,1	-1,0	3,0	3,0	12,0	15,3	-2,0	3,0	4,0
37	30/11/2013 08.30	7,0	14,8	2,0	3,0	2,0	7,0	15,1	-1,0	3,0	1,0	7,0	15,3	-2,0	3,0	4,0
38	05/12/2013 08.30	7,0	14,8	2,0	3,0	0,0	7,0	15,1	-2,0	3,0	1,0	7,0	15,3	-2,0	3,0	2,0
39	19/12/2013 13.00	8,0	14,8	1,0	2,0	1,0	8,0	15,1	-3,0	2,0	1,0	8,0	15,3	-2,0	2,0	2,0
40	27/12/2013 09.00	8,0	14,8	0,0	1,0	2,0	8,0	15,1	-4,0	1,0	2,0	8,0	15,3	-2,0	1,0	3,0
41	02/01/2014 07.30	14,0	14,8	0,0	0,0	4,0	14,0	15,1	-3,0	2,0	1,0	14,0	15,3	-2,0	1,0	4,0
42	08/01/2014 14.30	14,0	14,8	1,0	4,0	3,0	14,0	15,1	-2,0	4,0	1,0	14,0	15,3	-1,0	5,0	3,0
43	15/01/2014 08.30						11,0	15,1	-2,0	4,0	1,0	11,0	15,3	0,0	2,0	3,0
44	22/01/2014 14.30						12,0	15,1	-2,0	5,0	2,0	12,0	15,3	-1,0	4,0	3,0
45	29/01/2014 08.30						7,0	15,1	-2,0	2,0	2,0	7,0	15,3	-2,0	2,0	3,0
46	06/02/2014 14.30						14,0	15,1	-1,0	3,0	1,0	14,0	15,3	-2,0	4,0	2,0
47	12/02/2014 08.30						11,0	15,1	0,0	3,0	1,0	11,0	15,3	-1,0	3,0	2,0
48	19/02/2014 14.30						18,0	15,1	-2,0	5,0	1,0	18,0	15,3	-1,0	3,0	3,0
49	28/02/2014 08.30						12,0	15,1	-2,0	1,0	0,0	12,0	15,3	-1,0	1,0	0,0
50	06/03/2014 16.30						15,0	15,1	-2,0	4,0	2,0	15,0	15,3	-1,0	4,0	2,0
51	10/03/2014 08.30						10,0	15,1	-2,0	4,0	2,0	10,0	15,3	-1,0	5,0	2,0
52	17/03/2014 15.30						15,0	15,1	-2,0	2,0	-1,0	15,0	15,3	-2,0	2,0	1,0
53	24/03/2014 08.30						10,0	15,1	-2,0	4,0	2,0	10,0	15,3	-2,0	4,0	1,0
54	01/04/2014 18.30						15,0	15,1	-2,0	2,0	0,0	15,0	15,3	-2,0	2,0	2,0
55	09/04/2014 08.30						15,0	15,1	-2,0	3,0	0,0	15,0	15,3	-2,0	1,0	0,0
56	16/04/2014 08.30						10,0	15,1	-2,0	4,0	2,0	10,0	15,3	-2,0	2,0	2,0
57	24/04/2014 08.30						15,0	15,1	-2,0	3,0	1,0	15,0	15,3	-2,0	1,0	1,0
58	06/05/2014 08.30						15,0	15,1	-3,0	3,0	1,0	15,0	15,3	-3,0	4,0	3,0
59	13/05/2014 08.30						18,0	15,1	-3,0	3,0	0,0	18,0	15,3	-3,0	3,0	0,0
60	22/05/2014 08.30						20,0	15,1	-3,0	3,0	1,0	20,0	15,3	-3,0	2,0	1,0
61	29/05/2014 08.30						18,0	15,1	-3,0	3,0	1,0	18,0	15,3	-3,0	3,0	2,0
62	11/06/2014 08.30						22,0	15,1	-3,0	3,0	0,0	22,0	15,3	-3,0	2,0	1,0
63	18/06/2014 08.30						18,0	15,1	-3,0	2,0	1,0	18,0	15,3	-3,0	3,0	2,0
64	26/06/2014 08.30						22,0	15,1	-3,0	4,0	0,0	22,0	15,3	-3,0	0,0	0,0

Ubicazione STAZIONE CHIAIA
Opera \ \ Supplementari \ 45-47
Tipo Strumento Mire Ottiche
Data posa in opera 28/03/2013
Data lettura di zero 28/03/2013

GRAFICO QUOTA

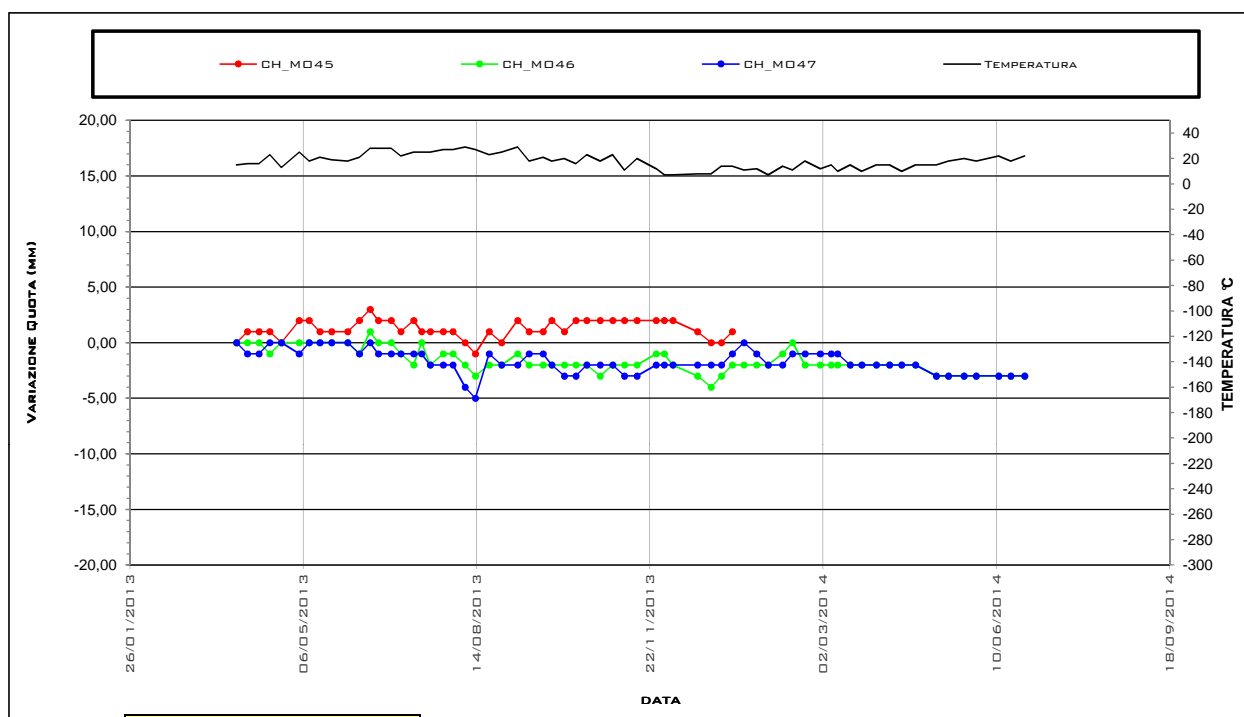
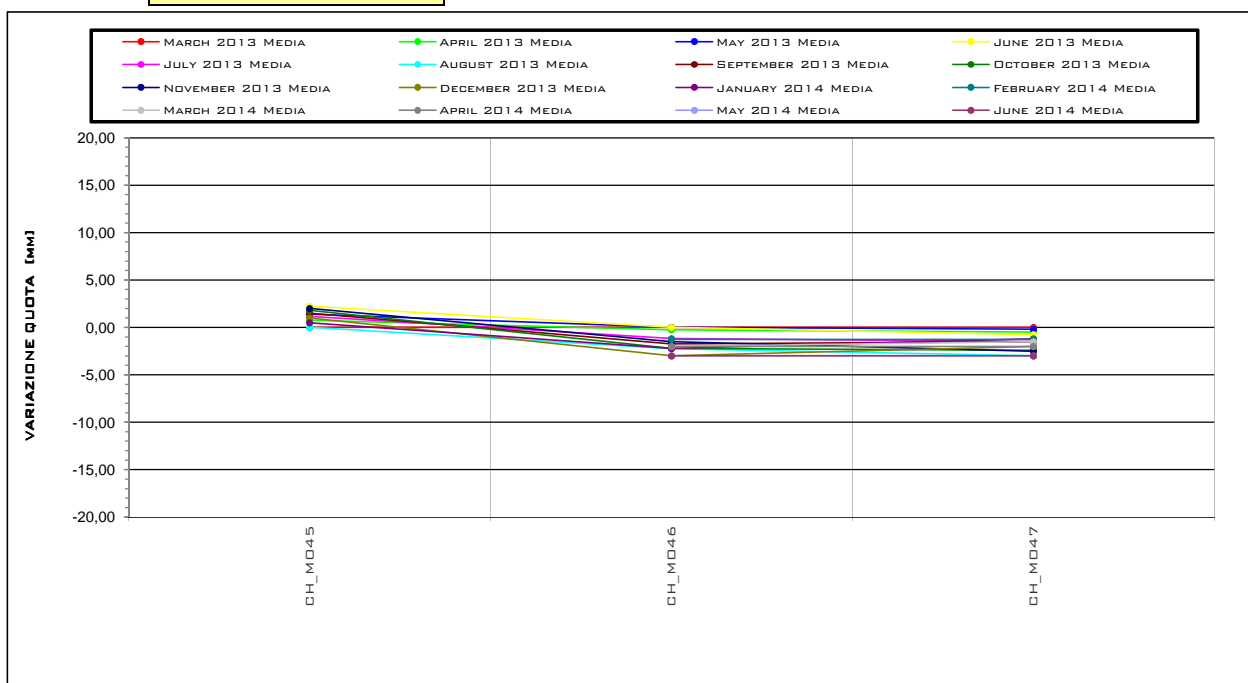


GRAFICO ISOCRONE



Ubicazione STAZIONE CHIAIA
Opera \ \ Supplementari \ 45-47
Tipo Strumento Mire Ottiche
Data posa in opera 28/03/2013
Data lettura di zero 28/03/2013

UBICAZIONE

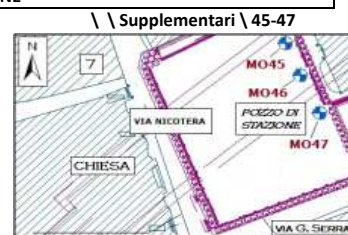


GRAFICO EST

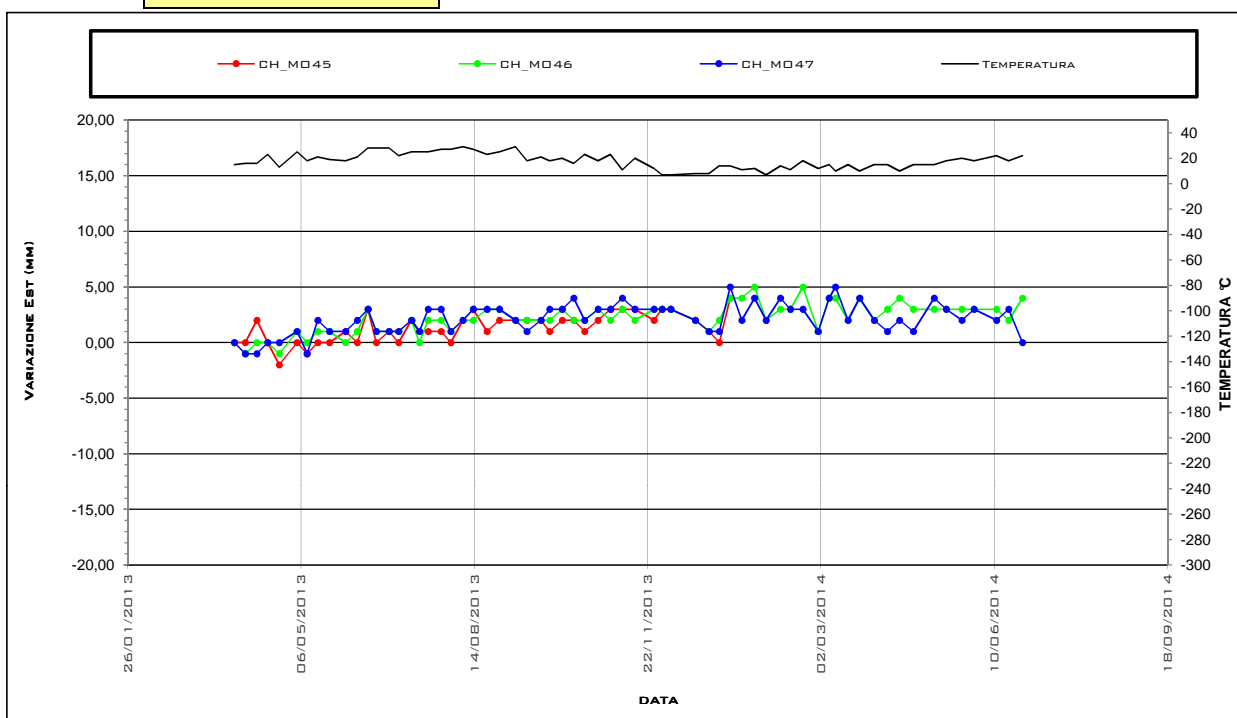
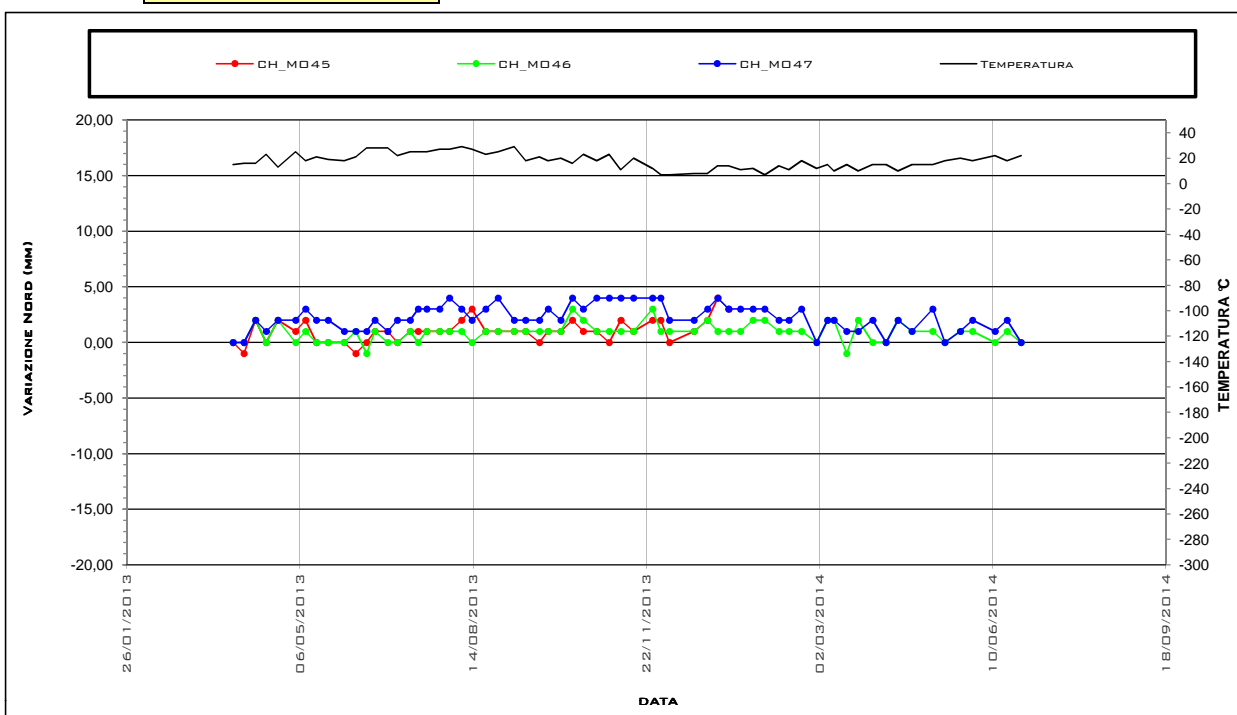


GRAFICO NORD





Ubicazione STAZIONE CHIAIA

Opera \ \ Supplementari \ 48-50

Tipo Strumento Mire Ottiche

Data posa in opera 28/03/2013

Data lettura di zero 28/03/2013

Ultima Misura 64 in data 26/06/2014

Let. n°	DATA	CH_M048					CH_M049					CH_M050				
		Temp. Media [°C]	Quota [m]	Quota Spost. [mm]	Est Spost. [mm]	Nord Spost. [mm]	Temp. Media [°C]	Quota [m]	Quota Spost. [mm]	Est Spost. [mm]	Nord Spost. [mm]	Temp. Media [°C]	Quota [m]	Quota Spost. [mm]	Est Spost. [mm]	Nord Spost. [mm]
1	28/03/2013 11.00	15,0	16,1	0,0	0,0	0,0	15,0	17,4	0,0	0,0	0,0	15,0	20,6	0,0	0,0	0,0
2	03/04/2013 17.30	16,0	16,1	-1,0	-1,0	0,0	16,0	17,4	0,0	-3,0	1,0	16,0	20,6	-1,0	1,0	0,0
3	10/04/2013 10.30	16,0	16,1	0,0	0,0	0,0	16,0	17,4	-2,0	1,0	2,0	16,0	20,6	-2,0	2,0	0,0
4	16/04/2013 15.00	23,0	16,1	0,0	2,0	0,0	23,0	17,4	-1,0	0,0	-1,0	23,0	20,6	0,0	1,0	-1,0
5	23/04/2013 08.30	13,0	16,1	1,0	1,0	2,0	13,0	17,4	-2,0	1,0	-1,0	13,0	20,6	-2,0	2,0	0,0
6	03/05/2013 14.30	25,0	16,1	0,0	4,0	1,0	25,0	17,4	-2,0	2,0	-1,0	25,0	20,6	-2,0	3,0	-1,0
7	09/05/2013 08.30	18,0	16,1	1,0	1,0	2,0	18,0	17,4	-2,0	1,0	1,0	18,0	20,6	-1,0	3,0	-1,0
8	15/05/2013 14.30	21,0	16,1	0,0	3,0	0,0	21,0	17,4	0,0	-1,0	-2,0	21,0	20,6	-1,0	0,0	-2,0
9	22/05/2013 08.30	19,0	16,1	0,0	3,0	-1,0	19,0	17,4	0,0	0,0	-1,0	19,0	20,6	-1,0	0,0	-1,0
10	31/05/2013 15.30	18,0	16,1	1,0	1,0	-1,0	18,0	17,4	-2,0	0,0	2,0	18,0	20,6	-2,0	2,0	1,0
11	07/06/2013 08.30	21,0	16,1	1,0	2,0	0,0	21,0	17,4	-2,0	0,0	0,0	21,0	20,6	-1,0	1,0	0,0
12	13/06/2013 14.30	28,0	16,1	1,0	3,0	-1,0	28,0	17,4	0,0	2,0	0,0	28,0	20,6	0,0	4,0	-1,0
13	18/06/2013 09.00	28,0	16,1	-1,0	2,0	2,0	28,0	17,4	-1,0	-1,0	1,0	28,0	20,6	-1,0	1,0	0,0
14	25/06/2013 18.00	28,0	16,1	0,0	4,0	0,0	28,0	17,4	0,0	0,0	0,0	28,0	20,6	-1,0	1,0	1,0
15	01/07/2013 07.30	22,0	16,1	-1,0	4,0	1,0	22,0	17,4	0,0	-1,0	1,0	22,0	20,6	-1,0	0,0	0,0
16	08/07/2013 17.30	25,0	16,1	2,0	3,0	2,0	25,0	17,4	0,0	-3,0	-1,0	25,0	20,6	0,0	-3,0	0,0
17	13/07/2013 07.30	25,0	16,1	0,0	4,0	3,0	25,0	17,4	0,0	-2,0	0,0	25,0	20,6	-2,0	-1,0	1,0
18	18/07/2013 07.30	25,0	16,1	-1,0	3,0	2,0	25,0	17,4	1,0	-2,0	0,0	25,0	20,6	0,0	0,0	0,0
19	25/07/2013 18.00	27,0	16,1	-1,0	4,0	3,0	27,0	17,4	1,0	-1,0	1,0	27,0	20,6	-1,0	0,0	0,0
20	31/07/2013 09.00	27,0	16,1	-1,0	4,0	4,0	27,0	17,4	0,0	0,0	1,0	27,0	20,6	0,0	2,0	1,0
21	07/08/2013 09.00	29,0	16,1	-1,0	4,0	4,0	29,0	17,4	0,0	0,0	1,0	29,0	20,6	-2,0	2,0	-1,0
22	13/08/2013 09.00	27,0	16,1	-1,0	3,0	3,0	27,0	17,4	-1,0	-1,0	1,0	27,0	20,6	-3,0	1,0	-2,0
23	21/08/2013 07.30	23,0	16,1	0,0	7,0	2,0	23,0	17,4	0,0	-1,0	1,0	23,0	20,6	-1,0	-1,0	0,0
24	28/08/2013 10.30	25,0	16,1	0,0	5,0	3,0	25,0	17,4	2,0	-3,0	3,0	25,0	20,6	0,0	-2,0	3,0
25	06/09/2013 17.30	29,0	16,1	1,0	5,0	1,0	29,0	17,4	0,0	-2,0	1,0	29,0	20,6	-1,0	-1,0	0,0
26	13/09/2013 07.30	18,0	16,1	1,0	5,0	2,0	18,0	17,4	-1,0	-3,0	0,0	18,0	20,6	0,0	0,0	0,0
27	21/09/2013 09.30	21,0	16,1	2,0	4,0	1,0	21,0	17,4	0,0	-2,0	0,0	21,0	20,6	-1,0	-1,0	1,0
28	26/09/2013 09.30	18,0	16,1	2,0	6,0	3,0	18,0	17,4	-1,0	-3,0	0,0	18,0	20,6	-1,0	-2,0	0,0
29	03/10/2013 16.30	20,0	16,1	2,0	4,0	3,0	20,0	17,4	0,0	-1,0	1,0	20,0	20,6	-1,0	0,0	0,0
30	10/10/2013 08.30	16,0	16,1	2,0	7,0	3,0	16,0	17,4	1,0	-2,0	0,0	16,0	20,6	-1,0	-1,0	1,0
31	16/10/2013 14.30	23,0	16,1	1,0	5,0	3,0	23,0	17,4	0,0	-2,0	2,0	23,0	20,6	-1,0	0,0	3,0
32	24/10/2013 08.30	18,0	16,1	2,0	4,0	2,0	18,0	17,4	0,0	0,0	1,0	18,0	20,6	-2,0	0,0	0,0
33	31/10/2013 14.30	23,0	16,1	2,0	5,0	4,0	23,0	17,4	-1,0	-3,0	2,0	23,0	20,6	-2,0	-1,0	1,0
34	07/11/2013 08.30	11,0	16,1	2,0	6,0	3,0	11,0	17,4	-1,0	-2,0	0,0	11,0	20,6	-2,0	-1,0	-1,0
35	14/11/2013 14.30	20,0	16,1	3,0	5,0	4,0	20,0	17,4	0,0	-3,0	2,0	20,0	20,6	-1,0	-1,0	1,0
36	25/11/2013 15.30	12,0	16,1	3,0	5,0	4,0	12,0	17,4	0,0	-2,0	0,0	12,0	20,6	-1,0	0,0	1,0
37	30/11/2013 08.30	7,0	16,1	3,0	6,0	3,0	7,0	17,4	0,0	0,0	1,0	7,0	20,6	-1,0	1,0	2,0
38	05/12/2013 08.30	7,0	16,1	3,0	3,0	2,0	7,0	17,4	0,0	-2,0	0,0	7,0	20,6	-1,0	-1,0	1,0
39	19/12/2013 13.00	8,0	16,1	1,0	4,0	0,0	8,0	17,4	0,0	-3,0	-1,0	8,0	20,6	-3,0	-1,0	-1,0
40	27/12/2013 09.00	8,0	16,1	1,0	5,0	1,0	8,0	17,4	-2,0	-2,0	-2,0	8,0	20,6	-4,0	-2,0	0,0
41	02/01/2014 07.30	14,0	16,1	1,0	6,0	1,0	14,0	17,4	-2,0	-2,0	-2,0	14,0	20,6	-4,0	-2,0	-1,0
42	08/01/2014 14.30	14,0	16,1	1,0	9,0	2,0	14,0	17,4	-1,0	-3,0	3,0	14,0	20,6	-2,0	-1,0	1,0
43	15/01/2014 08.30	11,0	16,1	4,0	7,0	1,0	11,0	17,4	-1,0	-4,0	-1,0	11,0	20,6	-1,0	-3,0	0,0
44	22/01/2014 14.30	12,0	16,1	4,0	5,0	3,0	12,0	17,4	-1,0	-4,0	-1,0	12,0	20,6	0,0	-2,0	1,0
45	29/01/2014 08.30	7,0	16,1	3,0	5,0	2,0	7,0	17,4	-1,0	-3,0	-1,0	7,0	20,6	0,0	-2,0	0,0
46	06/02/2014 14.30	14,0	16,1	3,0	5,0	1,0	14,0	17,4	-2,0	-4,0	1,0	14,0	20,6	-3,0	-3,0	1,0
47	12/02/2014 08.30	11,0	16,1	3,0	6,0	2,0	11,0	17,4	-1,0	-1,0	4,0	11,0	20,6	-2,0	-1,0	3,0
48	19/02/2014 14.30	18,0	16,1	3,0	5,0	3,0	18,0	17,4	-1,0	-4,0	1,0	18,0	20,6	-2,0	-2,0	2,0
49	28/02/2014 08.30	12,0	16,1	1,0	1,0	0,0	12,0	17,4	0,0	-4,0	3,0	12,0	20,6	-2,0	-2,0	3,0
50	06/03/2014 16.30	15,0	16,1	2,0	5,0	2,0	15,0	17,4	0,0	-3,0	3,0	15,0	20,6	-2,0	-1,0	4,0
51	10/03/2014 08.30	10,0	16,1	3,0	7,0	3,0	10,0	17,4	0,0	-2,0	3,0	10,0	20,6	-2,0	-1,0	3,0
52	17/03/2014 15.30	15,0	16,1	3,0	3,0	0,0	15,0	17,4	0,0	-2,0	3,0	15,0	20,6	-2,0	0,0	3,0
53	24/03/2014 08.30	10,0	16,1	3,0	5,0	3,0	10,0	17,4	0,0	-3,0	2,0	10,0	20,6	-2,0	-2,0	3,0
54	01/04/2014 18.30	15,0	16,1	3,0	5,0	2,0	15,0	17,4	0,0	-3,0	2,0	15,0	20,6	-2,0	-2,0	5,0
55	09/04/2014 08.30	15,0	16,1	3,0	5,0	2,0	15,0	17,4	0,0	-2,0	4,0	15,0	20,6	-2,0	-1,0	3,0
56	16/04/2014 08.30	10,0	16,1	3,0	7,0	5,0	10,0	17,4	0,0	-5,0	6,0	10,0	20,6	-2,0	-3,0	5,0
57	24/04/2014 08.30	15,0	16,1	3,0	4,0	2,0	15,0	17,4	0,0	-5,0	6,0	15,0	20,6	-2,0	-3,0	6,0
58	06/05/2014 08.30	15,0	16,1	3,0	5,0	5,0	15,0	17,4	0,0	-4,0	4,0	15,0	20,6	-2,0	-3,0	2,0
59	13/05/2014 08.30	18,0	16,1	3,0	7,0	4,0	18,0	17,4	0,0	-2,0	4,0	18,0	20,6	-2,0	-1,0	4,0
60	22/05/2014 08.30	20,0	16,1	3,0	5,0	4,0	20,0	17,4	0,0	-4,0	4,0	20,0	20,6	-2,0	-3,0	3,0
61	29/05/2014 08.30	18,0	16,1	3,0	8,0	4,0	18,0	17,4	-1,0	-4,0	3,0	18,0	20,6	-2,0	-2,0	2,0
62	11/06/2014 08.30	22,0	16,1	3,0	6,0	5,0	22,0	17,4	-1,0	-4,0	6,0	22,0	20,6	-2,0	-2,0	4,0
63	18/06/2014 08.30	18,0	16,1	3,0	6,0	6,0	18,0	17,4	-1,0	-5,0	3,0	18,0	20,6	-2,0	-4,0	4,0
64	26/06/2014 08.30	22,0	16,1	3,0	4,0	3,0	22,0	17,4	-1,0	-3,0	4,0	22,0	20,6	-2,0	-2,0	3,0

Ubicazione STAZIONE CHIAIA
Opera \ \ Supplementari \ 48-50
Tipo Strumento Mire Ottiche
Data posa in opera 28/03/2013
Data lettura di zero 28/03/2013

GRAFICO QUOTA

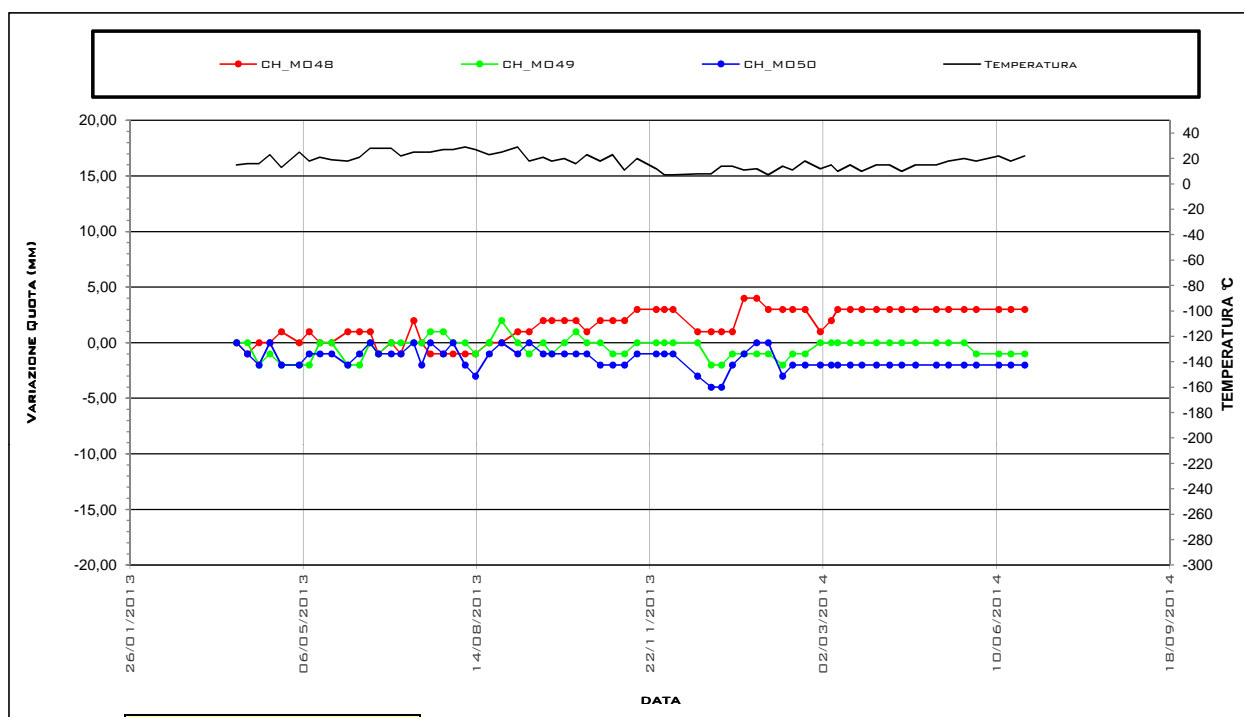
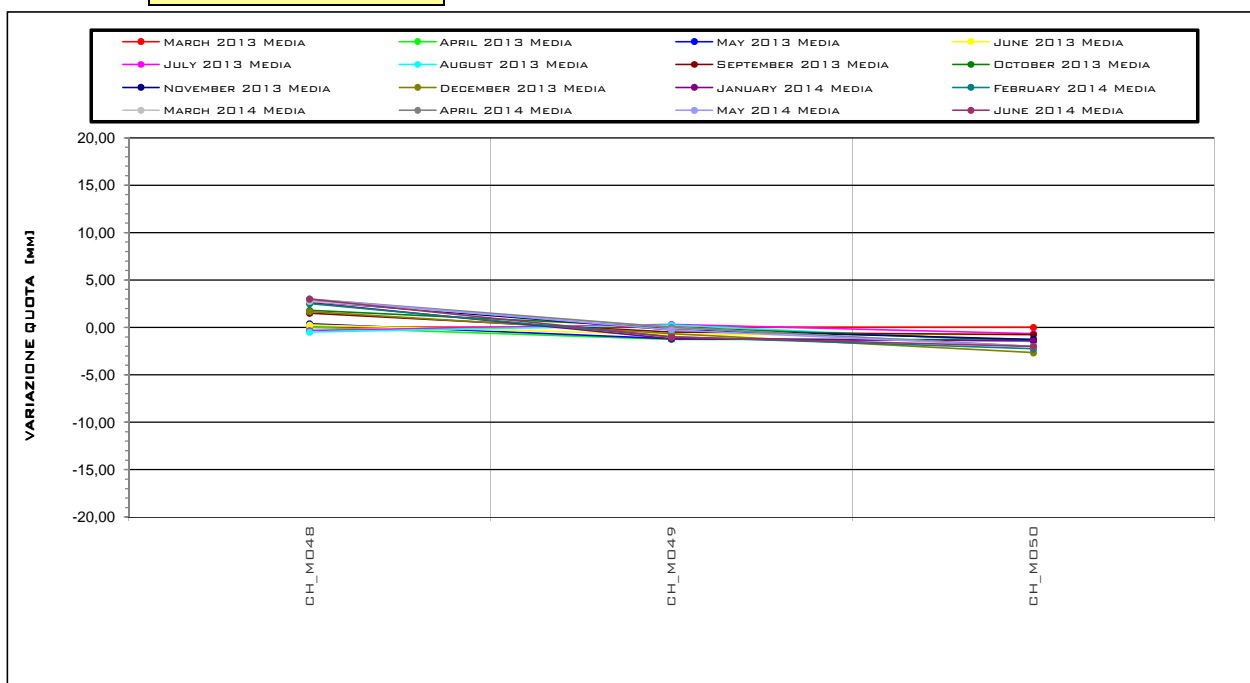


GRAFICO ISOCRONE



Ubicazione STAZIONE CHIAIA
Opera \ \ Supplementari \ 48-50
Tipo Strumento Mire Ottiche
Data posa in opera 28/03/2013
Data lettura di zero 28/03/2013

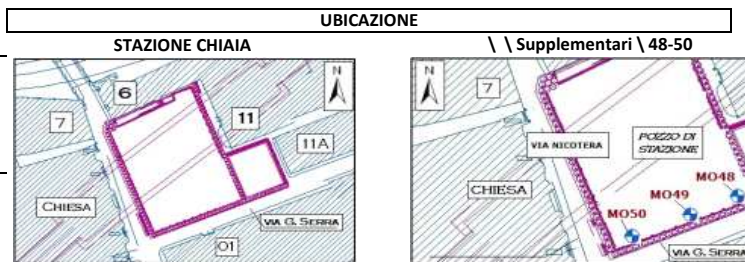


GRAFICO EST

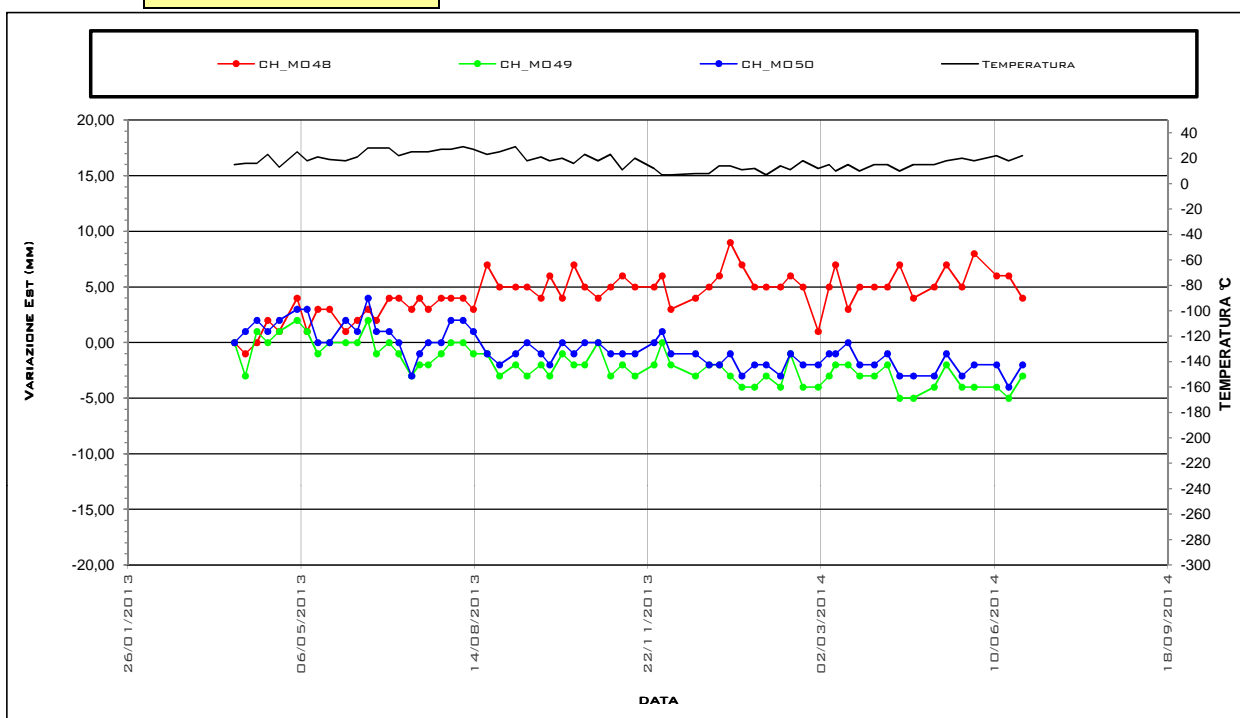
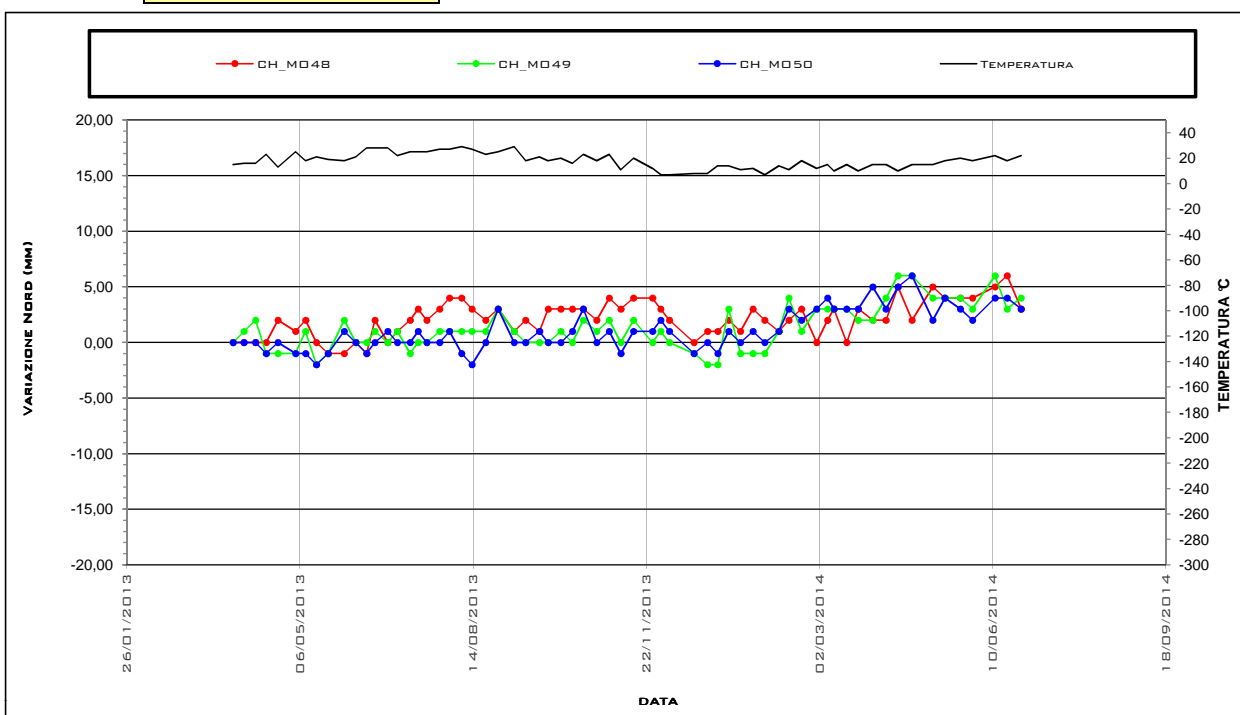


GRAFICO NORD





Ubicazione STAZIONE CHIAIA

Opera \ \ Supplementari \ 51-53

Tipo Strumento Mire Ottiche

Data posa in opera 03/04/2013

Data lettura di zero 03/04/2013

Ultima Misura 64 in data 26/06/2014

Lett. n°	DATA	CH_M051					CH_M052					CH_M053				
		Temp. Media [°C]	Quota [m]	Quota Spost. [mm]	Est Spost. [mm]	Nord Spost. [mm]	Temp. Media [°C]	Quota [m]	Quota Spost. [mm]	Est Spost. [mm]	Nord Spost. [mm]	Temp. Media [°C]	Quota [m]	Quota Spost. [mm]	Est Spost. [mm]	Nord Spost. [mm]
1	28/03/2013 11.00						15,0	21,9	0,0	0,0	0,0	15,0	22,3	0,0	0,0	0,0
2	03/04/2013 17.30	16,0	21,6	0,0	0,0	0,0	16,0	21,9	-1,0	1,0	0,0	16,0	22,3	1,0	0,0	-1,0
3	10/04/2013 10.30	16,0	21,6	0,0	1,0	0,0	16,0	21,9	-2,0	1,0	1,0	16,0	22,3	0,0	-1,0	0,0
4	16/04/2013 15.00	23,0	21,6	1,0	0,0	0,0	23,0	21,9	-1,0	1,0	0,0	23,0	22,3	0,0	0,0	-1,0
5	23/04/2013 08.30	13,0	21,6	-2,0	0,0	0,0	13,0	21,9	-2,0	2,0	0,0	13,0	22,3	-2,0	0,0	-2,0
6	03/05/2013 14.30	25,0	21,6	0,0	2,0	0,0	25,0	21,9	-1,0	3,0	0,0	25,0	22,3	0,0	1,0	-1,0
7	09/05/2013 08.30	18,0	21,6	0,0	2,0	0,0	18,0	21,9	-2,0	2,0	0,0	18,0	22,3	-1,0	-1,0	0,0
8	15/05/2013 14.30	21,0	21,6	0,0	1,0	-1,0	21,0	21,9	0,0	2,0	0,0	21,0	22,3	1,0	1,0	-2,0
9	22/05/2013 08.30	19,0	21,6	0,0	0,0	0,0	19,0	21,9	-2,0	1,0	0,0	19,0	22,3	-1,0	-1,0	0,0
10	31/05/2013 15.30	18,0	21,6	-2,0	1,0	1,0	18,0	21,9	-3,0	2,0	1,0	18,0	22,3	-2,0	0,0	0,0
11	07/06/2013 08.30	21,0	21,6	-1,0	1,0	1,0	21,0	21,9	-2,0	1,0	1,0	21,0	22,3	-1,0	0,0	0,0
12	13/06/2013 14.30	28,0	21,6	0,0	4,0	-1,0	28,0	21,9	0,0	4,0	-1,0	28,0	22,3	0,0	1,0	-2,0
13	18/06/2013 09.00	28,0	21,6	0,0	2,0	1,0	28,0	21,9	-2,0	2,0	2,0	28,0	22,3	-1,0	-1,0	0,0
14	25/06/2013 18.00	28,0	21,6	-2,0	1,0	2,0	28,0	21,9	-2,0	2,0	2,0	28,0	22,3	0,0	0,0	0,0
15	01/07/2013 07.30	22,0	21,6	-1,0	2,0	2,0	22,0	21,9	-2,0	3,0	2,0	22,0	22,3	0,0	2,0	0,0
16	08/07/2013 17.30	25,0	21,6	0,0	-1,0	1,0	25,0	21,9	-2,0	-1,0	0,0	25,0	22,3	0,0	0,0	0,0
17	13/07/2013 07.30	25,0	21,6	-2,0	1,0	3,0	25,0	21,9	-3,0	2,0	1,0	25,0	22,3	-2,0	0,0	0,0
18	18/07/2013 07.30	25,0	21,6	-1,0	1,0	1,0	25,0	21,9	-2,0	1,0	1,0	25,0	22,3	0,0	0,0	0,0
19	25/07/2013 18.00	27,0	21,6	-1,0	1,0	1,0	27,0	21,9	-3,0	2,0	1,0	27,0	22,3	-1,0	1,0	0,0
20	31/07/2013 09.00	27,0	21,6	-2,0	1,0	1,0	27,0	21,9	-2,0	2,0	1,0	27,0	22,3	-1,0	0,0	0,0
21	07/08/2013 09.00	29,0	21,6	-3,0	1,0	1,0	29,0	21,9	-4,0	1,0	1,0	29,0	22,3	-2,0	0,0	0,0
22	13/08/2013 09.00	27,0	21,6	-4,0	0,0	1,0	27,0	21,9	-5,0	0,0	1,0	27,0	22,3	-3,0	-1,0	1,0
23	21/08/2013 07.30	23,0	21,6	-2,0	1,0	1,0	23,0	21,9	-2,0	3,0	2,0	23,0	22,3	-1,0	2,0	0,0
24	28/08/2013 10.30	25,0	21,6	0,0	0,0	4,0	25,0	21,9	-1,0	1,0	3,0	25,0	22,3	1,0	1,0	3,0
25	06/09/2013 17.30	29,0	21,6	-1,0	0,0	0,0	29,0	21,9	-2,0	1,0	2,0	29,0	22,3	1,0	0,0	0,0
26	13/09/2013 07.30	18,0	21,6	-2,0	1,0	1,0	18,0	21,9	-2,0	1,0	1,0	18,0	22,3	0,0	0,0	0,0
27	21/09/2013 09.30	21,0	21,6	-3,0	0,0	2,0	21,0	21,9	-4,0	2,0	1,0	21,0	22,3	-2,0	0,0	1,0
28	26/09/2013 09.30	18,0	21,6	-2,0	0,0	2,0	18,0	21,9	-3,0	1,0	1,0	18,0	22,3	0,0	0,0	0,0
29	03/10/2013 16.30	20,0	21,6	-1,0	1,0	2,0	20,0	21,9	-2,0	2,0	3,0	20,0	22,3	-1,0	0,0	1,0
30	10/10/2013 08.30	16,0	21,6	-1,0	1,0	2,0	16,0	21,9	-2,0	2,0	1,0	16,0	22,3	-1,0	0,0	0,0
31	16/10/2013 14.30	23,0	21,6	-3,0	0,0	3,0	23,0	21,9	-3,0	2,0	3,0	23,0	22,3	-1,0	-1,0	0,0
32	24/10/2013 08.30	18,0	21,6	-2,0	1,0	2,0	18,0	21,9	-3,0	4,0	1,0	18,0	22,3	-1,0	1,0	0,0
33	31/10/2013 14.30	23,0	21,6	-2,0	0,0	2,0	23,0	21,9	-5,0	1,0	1,0	23,0	22,3	-2,0	-1,0	1,0
34	07/11/2013 08.30	11,0	21,6	-2,0	0,0	1,0	11,0	21,9	-4,0	1,0	1,0	11,0	22,3	-1,0	0,0	0,0
35	14/11/2013 14.30	20,0	21,6	-2,0	0,0	2,0	20,0	21,9	-4,0	1,0	1,0	20,0	22,3	-1,0	-1,0	0,0
36	25/11/2013 15.30	12,0	21,6	-2,0	1,0	1,0	12,0	21,9	-3,0	3,0	2,0	12,0	22,3	-1,0	0,0	0,0
37	30/11/2013 08.30	7,0	21,6	-2,0	2,0	2,0	7,0	21,9	-3,0	3,0	2,0	7,0	22,3	-1,0	1,0	0,0
38	05/12/2013 08.30	7,0	21,6	-2,0	0,0	0,0	7,0	21,9	-3,0	2,0	1,0	7,0	22,3	-1,0	0,0	0,0
39	19/12/2013 13.00	8,0	21,6	-4,0	0,0	0,0	8,0	21,9	-5,0	1,0	2,0	8,0	22,3	-3,0	-2,0	1,0
40	27/12/2013 09.00	8,0	21,6	-4,0	-1,0	2,0	8,0	21,9	-6,0	0,0	3,0	8,0	22,3	-4,0	-2,0	3,0
41	02/01/2014 07.30	14,0	21,6	-5,0	0,0	1,0	14,0	21,9	-6,0	-1,0	2,0	14,0	22,3	-5,0	-3,0	3,0
42	08/01/2014 14.30	14,0	21,6	-3,0	0,0	2,0	14,0	21,9	-4,0	1,0	4,0	14,0	22,3	-2,0	-2,0	2,0
43	15/01/2014 08.30	11,0	21,6	-2,0	0,0	0,0	11,0	21,9	-3,0	1,0	0,0	11,0	22,3	-2,0	-1,0	0,0
44	22/01/2014 14.30	12,0	21,6	-2,0	0,0	0,0	12,0	21,9	-3,0	0,0	1,0	12,0	22,3	-1,0	-1,0	0,0
45	29/01/2014 08.30	7,0	21,6	-2,0	0,0	0,0	7,0	21,9	-3,0	1,0	1,0	7,0	22,3	-2,0	0,0	1,0
46	06/02/2014 14.30	14,0	21,6	-3,0	-1,0	2,0	14,0	21,9	-4,0	0,0	2,0	14,0	22,3	-2,0	-3,0	1,0
47	12/02/2014 08.30	11,0	21,6	-3,0	2,0	3,0	11,0	21,9	-4,0	3,0	4,0	11,0	22,3	-2,0	-1,0	2,0
48	19/02/2014 14.30	18,0	21,6	-2,0	0,0	2,0	18,0	21,9	-4,0	2,0	3,0	18,0	22,3	-2,0	-1,0	1,0
49	28/02/2014 08.30	12,0	21,6	-2,0	2,0	3,0	12,0	21,9	-3,0	2,0	4,0					
50	06/03/2014 16.30	15,0	21,6	-3,0	1,0	3,0	15,0	21,9	-4,0	1,0	4,0					
51	10/03/2014 08.30	10,0	21,6	-3,0	0,0	3,0	10,0	21,9	-4,0	2,0	5,0					
52	17/03/2014 15.30	15,0	21,6	-3,0	2,0	2,0	15,0	21,9	-4,0	2,0	3,0					
53	24/03/2014 08.30	10,0	21,6	-3,0	-1,0	3,0	10,0	21,9	-4,0	1,0	3,0					
54	01/04/2014 18.30	15,0	21,6	-2,0	-1,0	5,0	15,0	21,9	-4,0	-1,0	5,0					
55	09/04/2014 08.30	15,0	21,6	-2,0	0,0	2,0	15,0	21,9	-4,0	2,0	3,0					
56	16/04/2014 08.30	10,0	21,6	-2,0	-1,0	5,0	10,0	21,9	-4,0	0,0	5,0					
57	24/04/2014 08.30	15,0	21,6	-2,0	-1,0	5,0	15,0	21,9	-4,0	0,0	5,0					
58	06/05/2014 08.30	15,0	21,6	-3,0	1,0	2,0	15,0	21,9	-4,0	1,0	3,0					
59	13/05/2014 08.30	18,0	21,6	-3,0	2,0	3,0	18,0	21,9	-4,0	2,0	3,0					
60	22/05/2014 08.30	20,0	21,6	-3,0	0,0	2,0	20,0	21,9	-4,0	0,0	3,0					
61	29/05/2014 08.30	18,0	21,6	-3,0	0,0	3,0	18,0	21,9	-4,0	0,0	2,0					
62	11/06/2014 08.30	22,0	21,6	-3,0	0,0	3,0	22,0	21,9	-4,0	1,0	4,0					
63	18/06/2014 08.30	18,0	21,6	-3,0	0,0	2,0	18,0	21,9	-4,0	1,0	5,0					
64	26/06/2014 08.30	22,0	21,6	-3,0	0,0	2,0	22,0	21,9	-4,0	2,0	4,0					

Ubicazione STAZIONE CHIAIA
Opera \ \ Supplementari \ 51-53
Tipo Strumento Mire Ottiche
Data posa in opera 03/04/2013
Data lettura di zero 03/04/2013

GRAFICO QUOTA

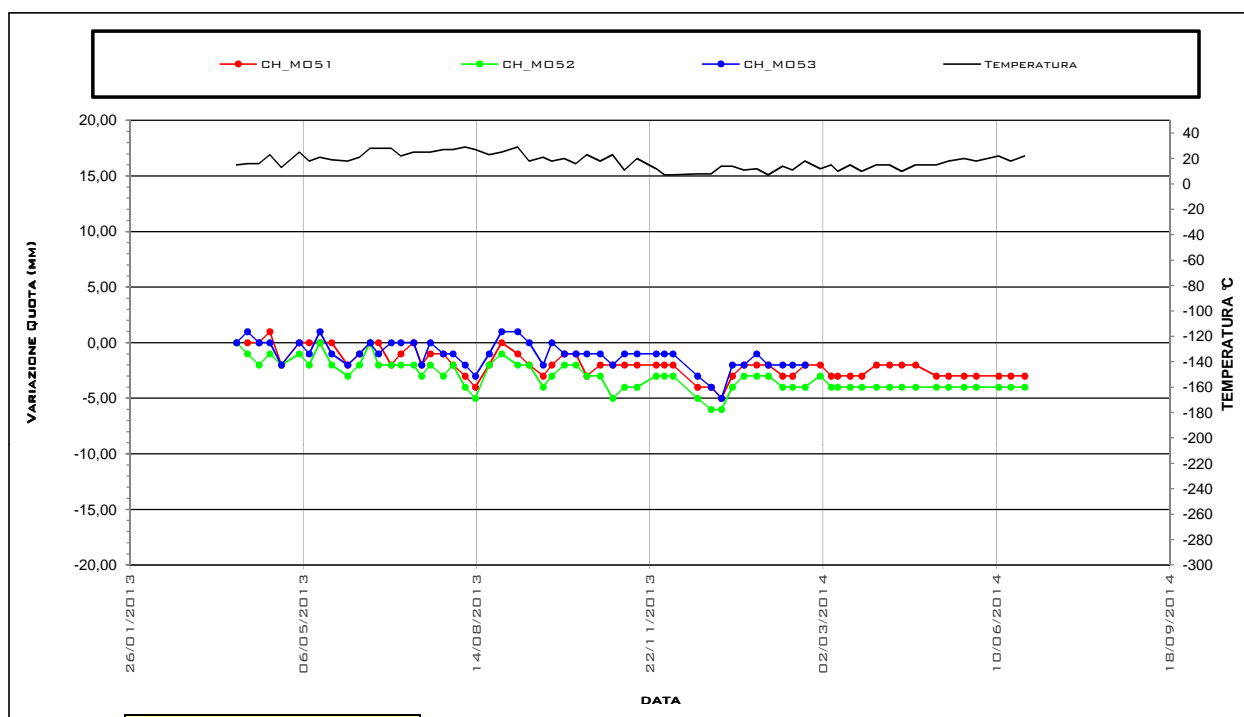
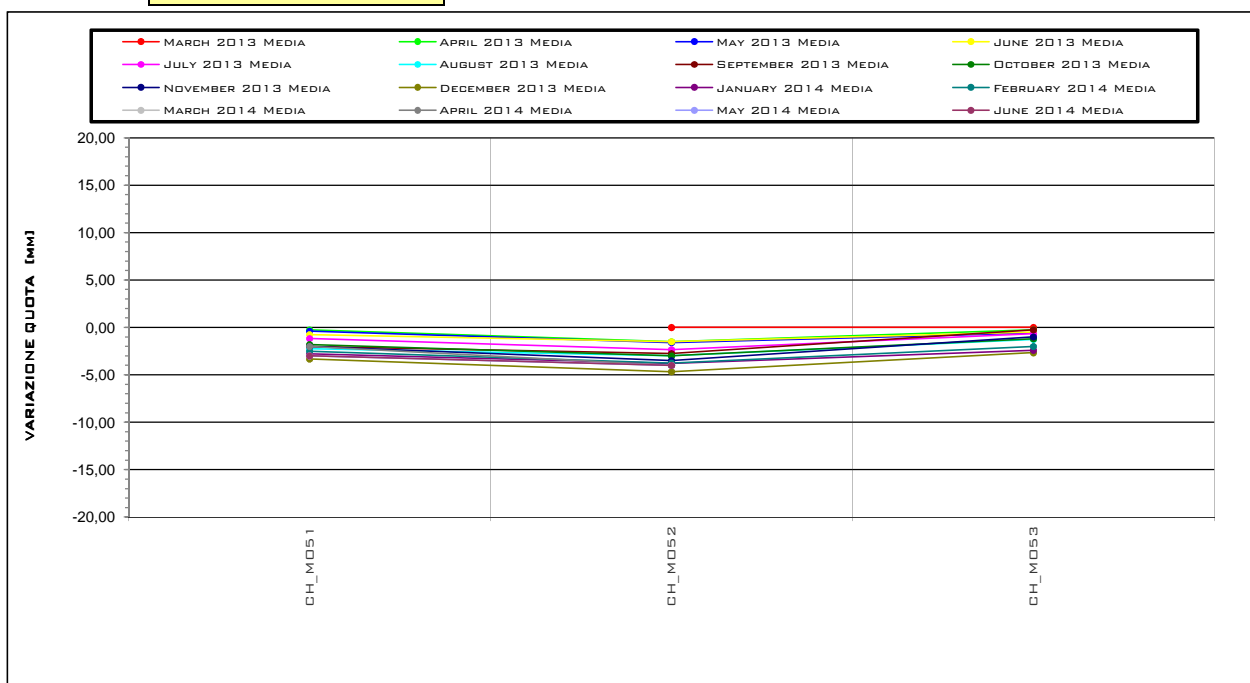


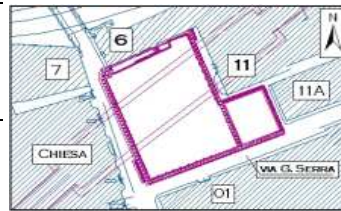
GRAFICO ISOCRONE



Ubicazione STAZIONE CHIAIA
Opera \ \ Supplementari \ 51-53
Tipo Strumento Mire Ottiche
Data posa in opera 03/04/2013
Data lettura di zero 03/04/2013

UBICAZIONE

STAZIONE CHIAIA



\ \ Supplementari \ 51-53



GRAFICO EST

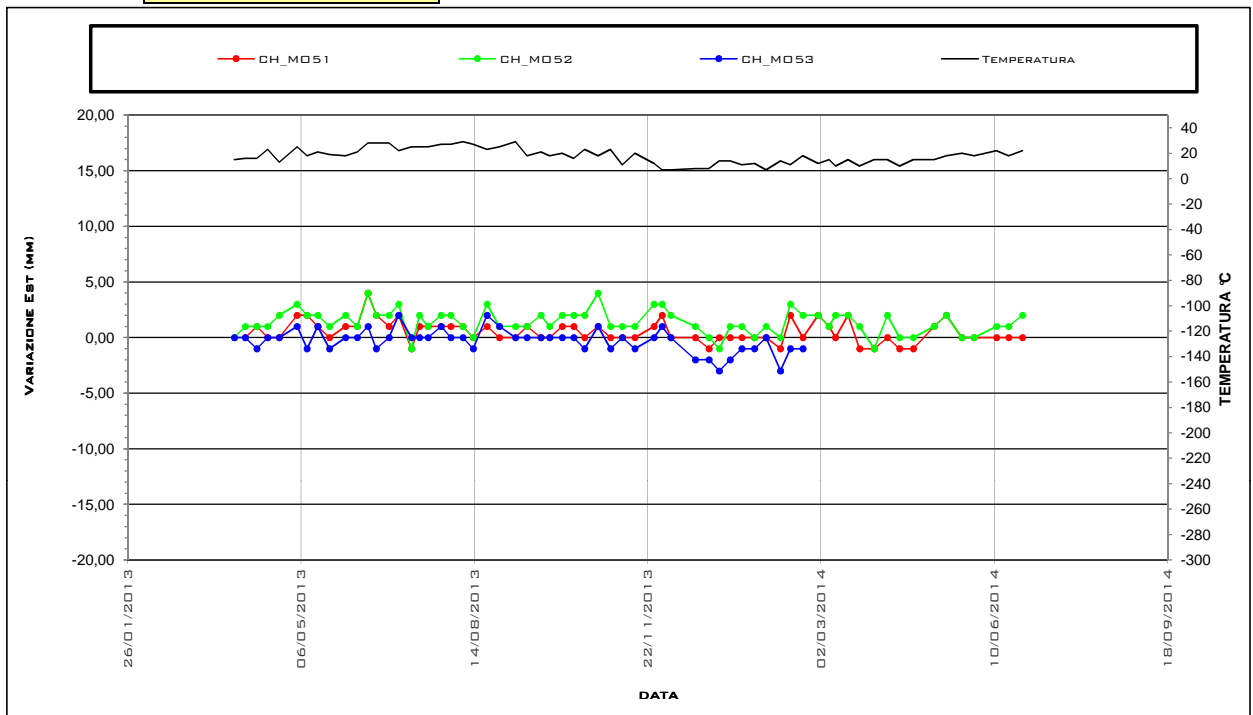
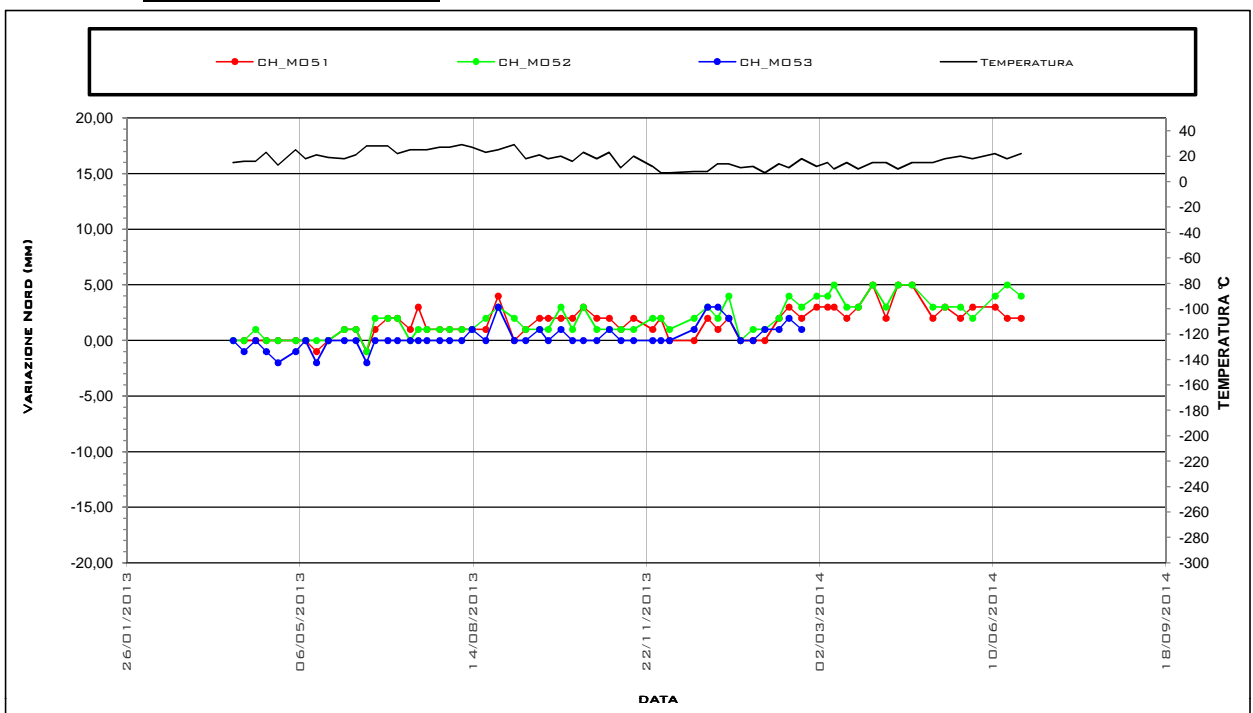


GRAFICO NORD





Ubicazione STAZIONE CHIAIA

Opera \ \ Supplementari \ 54-55

Tipo Strumento Mire Ottiche

Data posa in opera 28/03/2013

Data lettura di zero 28/03/2013

Ultima
Misura 64 in
data 26/06/2014

Lett. n°	DATA	CH_M054					CH_M055				
		Temp. Media[° C]	Quota [m]	Quota Spost. [mm]	Est Spost. [mm]	Nord Spost. [mm]	Temp. Media[° C]	Quota [m]	Quota Spost. [mm]	Est Spost. [mm]	Nord Spost. [mm]
1	28/03/2013 11.00	15,0	14,4	0,0	0,0	0,0	15,0	14,5	0,0	0,0	0,0
2	03/04/2013 17.30	16,0	14,4	-2,0	-2,0	0,0	16,0	14,5	0,0	0,0	0,0
3	10/04/2013 10.30	16,0	14,4	-2,0	-2,0	0,0	16,0	14,5	0,0	1,0	2,0
4	16/04/2013 15.00	23,0	14,4	-1,0	-1,0	1,0	23,0	14,5	0,0	1,0	-1,0
5	23/04/2013 08.30	13,0	14,4	-2,0	-2,0	-1,0	13,0	14,5	-1,0	0,0	1,0
6	03/05/2013 14.30	25,0	14,4	0,0	-1,0	-1,0	25,0	14,5	0,0	2,0	1,0
7	09/05/2013 08.30	18,0	14,4	-1,0	-3,0	-1,0	18,0	14,5	0,0	1,0	3,0
8	15/05/2013 14.30	21,0	14,4	0,0	0,0	-2,0	21,0	14,5	0,0	2,0	0,0
9	22/05/2013 08.30	19,0	14,4	-1,0	-3,0	-1,0	19,0	14,5	0,0	2,0	0,0
10	31/05/2013 15.30	18,0	14,4	-2,0	-3,0	0,0	18,0	14,5	1,0	1,0	0,0
11	07/06/2013 08.30	21,0	14,4	-2,0	-2,0	-1,0	21,0	14,5	1,0	2,0	1,0
12	13/06/2013 14.30	28,0	14,4	0,0	-2,0	-3,0	28,0	14,5	2,0	4,0	-1,0
13	18/06/2013 09.00	28,0	14,4	-2,0	-3,0	0,0	28,0	14,5	1,0	1,0	0,0
14	25/06/2013 18.00	28,0	14,4	-1,0	-2,0	0,0	28,0	14,5	1,0	3,0	0,0
15	01/07/2013 07.30	22,0	14,4	0,0	-2,0	-1,0	22,0	14,5	1,0	2,0	0,0
16	08/07/2013 17.30	25,0	14,4	1,0	-3,0	-1,0	25,0	14,5	0,0	2,0	1,0
17	13/07/2013 07.30	25,0	14,4	0,0	-2,0	0,0	25,0	14,5	0,0	1,0	0,0
18	18/07/2013 07.30	25,0	14,4	1,0	-3,0	0,0	25,0	14,5	0,0	2,0	-1,0
19	25/07/2013 18.00	27,0	14,4	0,0	-2,0	-1,0	27,0	14,5	0,0	2,0	-1,0
20	31/07/2013 09.00	27,0	14,4	0,0	-4,0	-1,0	27,0	14,5	2,0	2,0	-1,0
21	07/08/2013 09.00	29,0	14,4	-2,0	-4,0	0,0	29,0	14,5	2,0	2,0	-1,0
22	13/08/2013 09.00	27,0	14,4	-3,0	-5,0	1,0	27,0	14,5	2,0	1,0	-1,0
23	21/08/2013 07.30	23,0	14,4	0,0	-1,0	-1,0	23,0	14,5	1,0	3,0	-1,0
24	28/08/2013 10.30	25,0	14,4	1,0	-3,0	1,0	25,0	14,5	2,0	3,0	0,0
25	06/09/2013 17.30	29,0	14,4	0,0	-4,0	-1,0	29,0	14,5	3,0	3,0	0,0
26	13/09/2013 07.30	18,0	14,4	0,0	-3,0	-2,0	18,0	14,5	2,0	3,0	-2,0
27	21/09/2013 09.30	21,0	14,4	-1,0	-4,0	-1,0	21,0	14,5	3,0	3,0	-1,0
28	26/09/2013 09.30	18,0	14,4	0,0	-4,0	-1,0	18,0	14,5	3,0	3,0	-1,0
29	03/10/2013 16.30	20,0	14,4	0,0	-3,0	0,0	20,0	14,5	3,0	2,0	0,0
30	10/10/2013 08.30	16,0	14,4	0,0	-4,0	-1,0	16,0	14,5	2,0	4,0	1,0
31	16/10/2013 14.30	23,0	14,4	0,0	-5,0	0,0	23,0	14,5	3,0	4,0	1,0
32	24/10/2013 08.30	18,0	14,4	-1,0	-3,0	-1,0	18,0	14,5	2,0	4,0	2,0
33	31/10/2013 14.30	23,0	14,4	-2,0	-5,0	0,0	23,0	14,5	3,0	4,0	0,0
34	07/11/2013 08.30	11,0	14,4	-2,0	-4,0	-1,0	11,0	14,5	3,0	5,0	2,0
35	14/11/2013 14.30	20,0	14,4	-2,0	-5,0	-1,0	20,0	14,5	2,0	4,0	1,0
36	25/11/2013 15.30	12,0	14,4	-1,0	-3,0	-2,0	12,0	14,5	2,0	5,0	2,0
37	30/11/2013 08.30	7,0	14,4	-1,0	-3,0	0,0	7,0	14,5	3,0	4,0	0,0
38	05/12/2013 08.30	7,0	14,4	-1,0	-4,0	0,0	7,0	14,5	3,0	5,0	1,0
39	19/12/2013 13.00	8,0	14,4	-3,0	-5,0	1,0	8,0	14,5	3,0	5,0	0,0
40	27/12/2013 09.00	8,0	14,4	-4,0	-6,0	3,0	8,0	14,5	3,0	3,0	1,0
41	02/01/2014 07.30	14,0	14,4	-5,0	-7,0	3,0	14,0	14,5	3,0	3,0	1,0
42	08/01/2014 14.30	14,0	14,4	-1,0	-6,0	1,0	14,0	14,5	2,0	6,0	1,0
43	15/01/2014 08.30	11,0	14,4	-1,0	-6,0	0,0	11,0	14,5	2,0	4,0	0,0
44	22/01/2014 14.30	12,0	14,4	0,0	-5,0	0,0	12,0	14,5	3,0	6,0	1,0
45	29/01/2014 08.30	7,0	14,4	-1,0	-5,0	1,0	7,0	14,5	1,0	3,0	2,0
46	06/02/2014 14.30	14,0	14,4	-2,0	-7,0	1,0	14,0	14,5	1,0	5,0	1,0
47	12/02/2014 08.30	11,0	14,4	-1,0	-6,0	1,0	11,0	14,5	1,0	6,0	3,0
48	19/02/2014 14.30	18,0	14,4	-1,0	-5,0	0,0	18,0	14,5	1,0	5,0	1,0
49	28/02/2014 08.30	12,0	14,4	-1,0	-6,0	2,0	12,0	14,5	2,0	3,0	0,0
50	06/03/2014 16.30	15,0	14,4	-1,0	-6,0	2,0	15,0	14,5	3,0	6,0	2,0
51	10/03/2014 08.30	10,0	14,4	-1,0	-6,0	1,0	10,0	14,5	3,0	5,0	0,0
52	17/03/2014 15.30	15,0	14,4	-1,0	-7,0	0,0	15,0	14,5	3,0	4,0	1,0
53	24/03/2014 08.30	10,0	14,4	0,0	-6,0	1,0	10,0	14,5	2,0	6,0	1,0
54	01/04/2014 18.30	15,0	14,4	0,0	-7,0	3,0	15,0	14,5	3,0	4,0	0,0
55	09/04/2014 08.30	15,0	14,4	0,0	-7,0	2,0	15,0	14,5	3,0	5,0	-1,0
56	16/04/2014 08.30	10,0	14,4	0,0	-7,0	1,0	10,0	14,5	3,0	5,0	0,0
57	24/04/2014 08.30	15,0	14,4	0,0	-7,0	1,0	15,0	14,5	3,0	4,0	0,0
58	06/05/2014 08.30	15,0	14,4	-1,0	-6,0	-1,0	15,0	14,5	3,0	4,0	0,0
59	13/05/2014 08.30	18,0	14,4	-1,0	-7,0	0,0	18,0	14,5	3,0	6,0	-1,0
60	22/05/2014 08.30	20,0	14,4	0,0	-6,0	0,0	20,0	14,5	3,0	5,0	0,0
61	29/05/2014 08.30	18,0	14,4	0,0	-8,0	0,0	18,0	14,5	3,0	5,0	-2,0
62	11/06/2014 08.30	22,0	14,4	0,0	-7,0	0,0	22,0	14,5	3,0	4,0	-3,0
63	18/06/2014 08.30	18,0	14,4	0,0	-5,0	0,0	18,0	14,5	3,0	4,0	-1,0
64	26/06/2014 08.30	22,0	14,4	0,0	-7,0	-1,0	22,0	14,5	3,0	6,0	-1,0

Ubicazione STAZIONE CHIAIA
Opera \ \ Supplementari \ 54-55
Tipo Strumento Mire Ottiche
Data posa in opera 28/03/2013
Data lettura di zero 28/03/2013

GRAFICO QUOTA

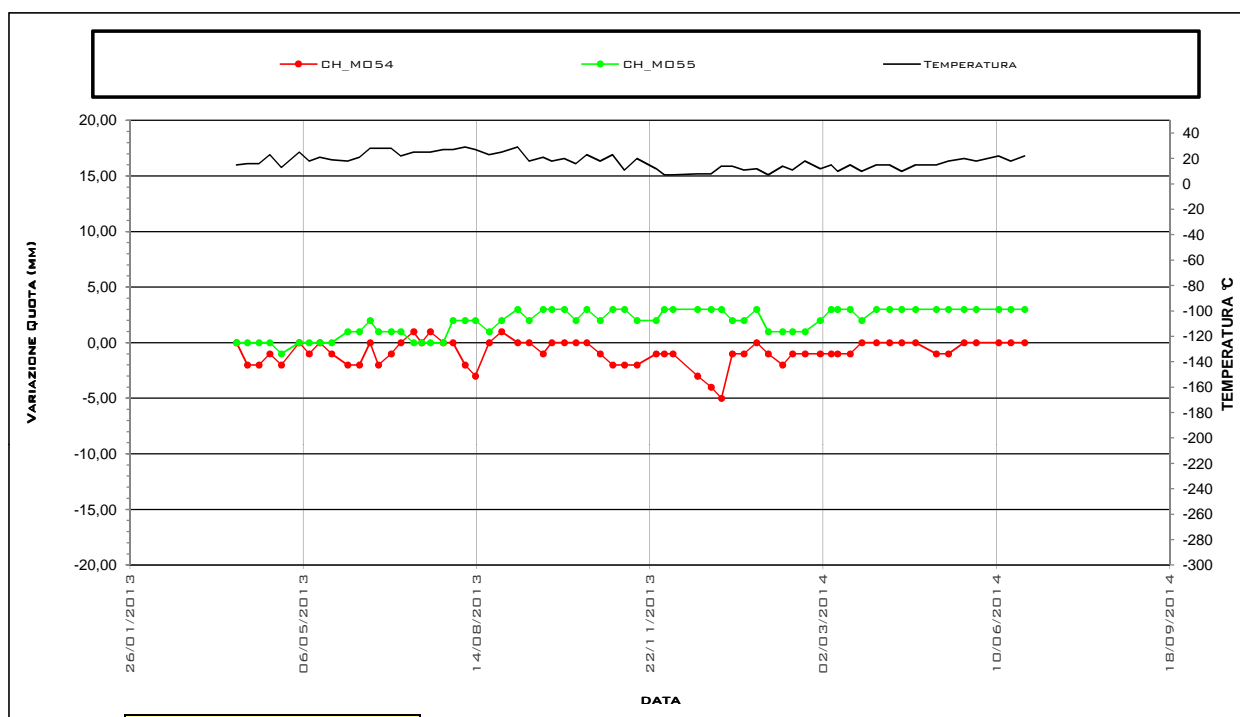
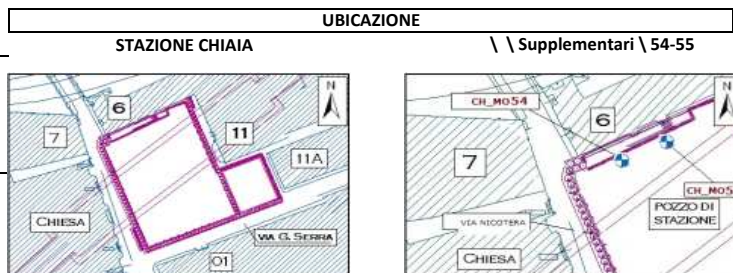
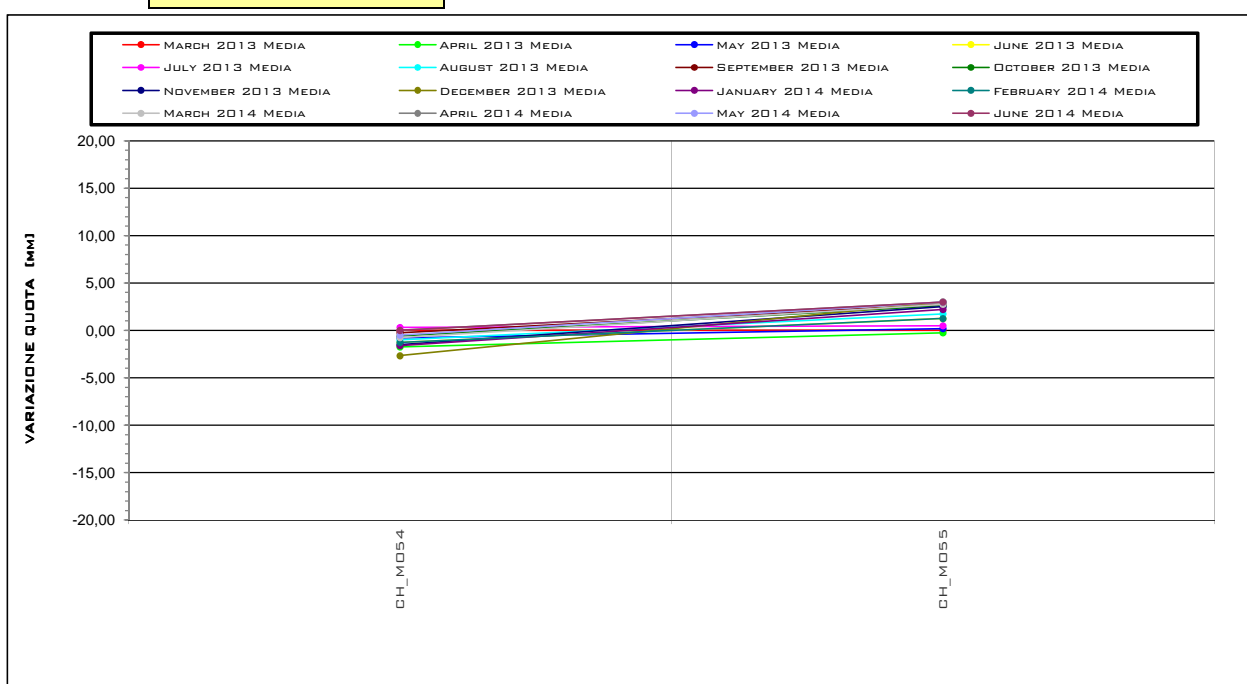


GRAFICO ISOCRONE



Ubicazione STAZIONE CHIAIA
Opera \ \ Supplementari \ 54-55
Tipo Strumento Mire Ottiche
Data posa in opera 28/03/2013
Data lettura di zero 28/03/2013

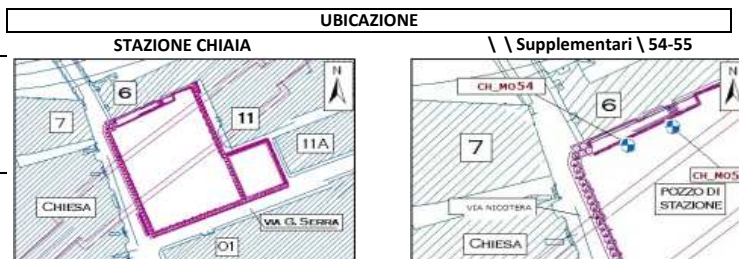


GRAFICO EST

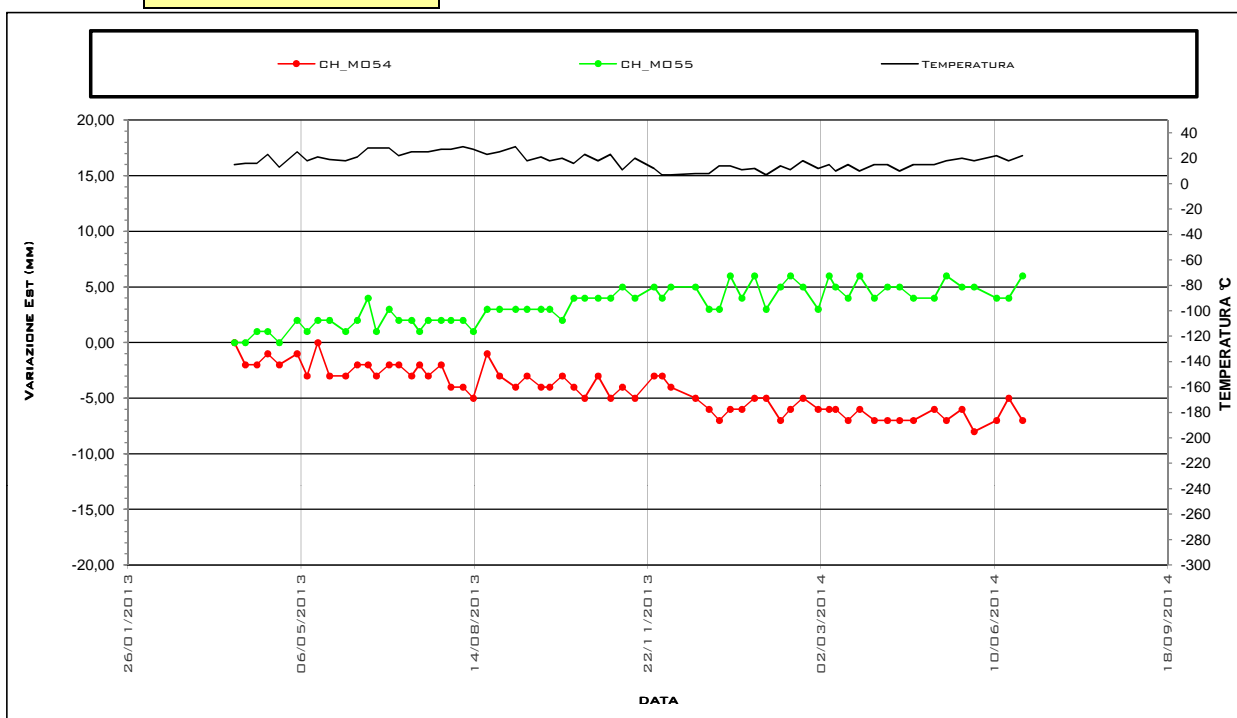
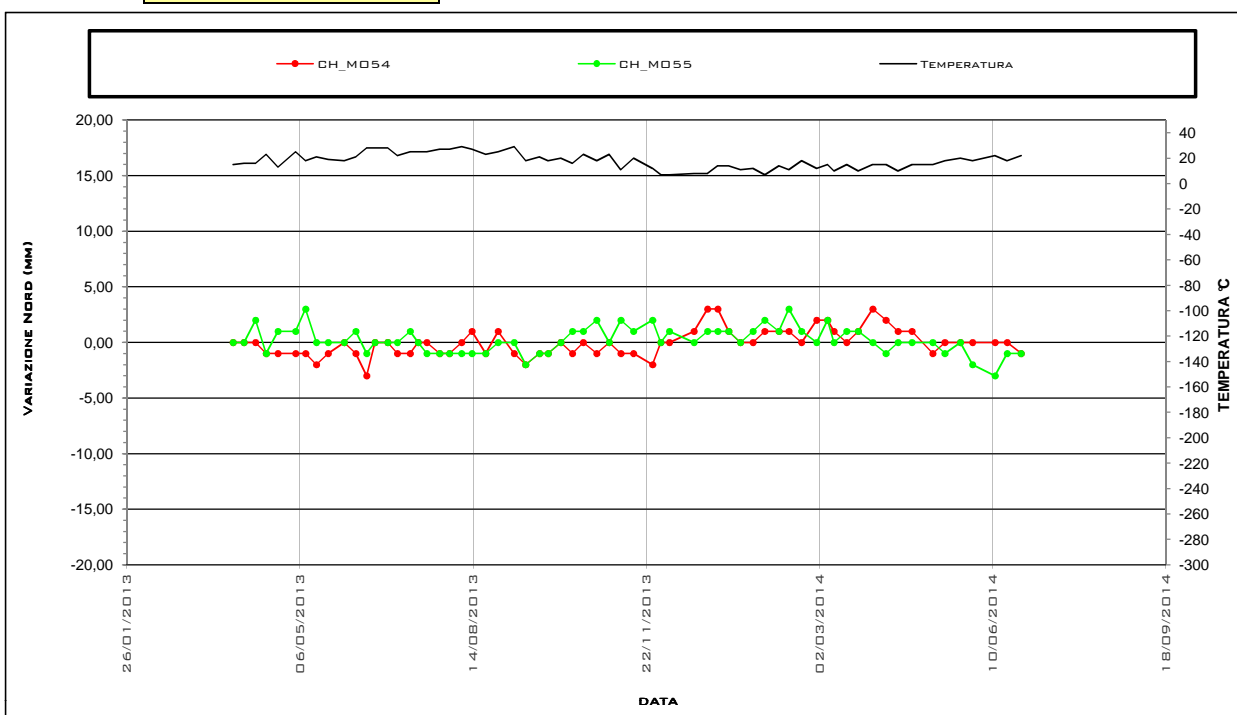


GRAFICO NORD





Ubicazione STAZIONE CHIAIA

Opera \ \ Supplementari \ 56-59

Tipo Strumento Mire Ottiche

Data posa in opera 28/03/2013

Data lettura di zero 28/03/2013

Ultima Misura 64 in data 26/06/2014

Lett. n°	DATA	CH_M056					CH_M057					CH_M058					CH_M059				
		Temp. Media[° C]	Quota [m]	Quota Spost. [mm]	Est Spost. [mm]	Nord Spost. [mm]	Temp. Media[° C]	Quota [m]	Quota Spost. [mm]	Est Spost. [mm]	Nord Spost. [mm]	Temp. Media[° C]	Quota [m]	Quota Spost. [mm]	Est Spost. [mm]	Nord Spost. [mm]	Temp. Media[° C]	Quota [m]	Quota Spost. [mm]	Est Spost. [mm]	Nord Spost. [mm]
1	28/03/2013 11.00	15,0	9,4	0,0	0,0	0,0	15,0	9,6	0,0	0,0	0,0	15,0	11,3	0,0	0,0	0,0	15,0	11,3	0,0	0,0	0,0
2	03/04/2013 17.30	16,0	9,4	-2,0	0,0	0,0	16,0	9,6	0,0	-2,0	0,0	16,0	11,3	0,0	-3,0	2,0	16,0	11,3	-1,0	1,0	2,0
3	10/04/2013 10.30	16,0	9,4	-2,0	1,0	0,0	16,0	9,6	1,0	-1,0	1,0	16,0	11,3	-1,0	-2,0	1,0	16,0	11,3	-1,0	1,0	3,0
4	16/04/2013 15.00	23,0	9,4	-3,0	2,0	0,0	23,0	9,6	0,0	1,0	0,0	23,0	11,3	-1,0	3,0	0,0	23,0	11,3	0,0	0,0	1,0
5	23/04/2013 08.30	13,0	9,4	-2,0	2,0	1,0	13,0	9,6	0,0	-1,0	1,0	13,0	11,3	0,0	1,0	2,0	13,0	11,3	-2,0	2,0	2,0
6	03/05/2013 14.30	25,0	9,4	-2,0	3,0	0,0	25,0	9,6	0,0	2,0	1,0	25,0	11,3	-1,0	4,0	1,0	25,0	11,3	0,0	2,0	2,0
7	09/05/2013 08.30	18,0	9,4	-1,0	1,0	2,0	18,0	9,6	-1,0	1,0	3,0	18,0	11,3	0,0	2,0	3,0	18,0	11,3	-1,0	2,0	2,0
8	15/05/2013 14.30	21,0	9,4	-2,0	3,0	0,0	21,0	9,6	0,0	2,0	1,0	21,0	11,3	-1,0	3,0	1,0	21,0	11,3	1,0	0,0	0,0
9	22/05/2013 08.30	19,0	9,4	-2,0	1,0	-1,0	19,0	9,6	0,0	0,0	0,0	19,0	11,3	-1,0	3,0	2,0	19,0	11,3	0,0	0,0	1,0
10	31/05/2013 15.30	18,0	9,4	-2,0	2,0	-1,0	18,0	9,6	0,0	0,0	0,0	18,0	11,3	0,0	0,0	0,0	18,0	11,3	-3,0	1,0	3,0
11	07/06/2013 08.30	21,0	9,4	0,0	1,0	-1,0	21,0	9,6	-1,0	1,0	0,0	21,0	11,3	0,0	2,0	1,0	21,0	11,3	-2,0	1,0	2,0
12	13/06/2013 14.30	28,0	9,4	-1,0	3,0	-2,0	28,0	9,6	1,0	3,0	-1,0	28,0	11,3	1,0	3,0	2,0	28,0	11,3	0,0	3,0	2,0
13	18/06/2013 09.00	28,0	9,4	-2,0	1,0	1,0	28,0	9,6	-1,0	1,0	1,0	28,0	11,3	-1,0	2,0	3,0	28,0	11,3	0,0	1,0	2,0
14	25/06/2013 18.00	28,0	9,4	-1,0	2,0	-1,0	28,0	9,6	0,0	2,0	0,0	28,0	11,3	0,0	4,0	2,0	28,0	11,3	0,0	1,0	3,0
15	01/07/2013 07.30	22,0	9,4	-2,0	3,0	-1,0	22,0	9,6	-1,0	1,0	0,0	22,0	11,3	0,0	5,0	2,0	22,0	11,3	0,0	0,0	0,0
16	08/07/2013 17.30	25,0	9,4	-3,0	3,0	1,0	25,0	9,6	-1,0	2,0	1,0	25,0	11,3	0,0	3,0	2,0	25,0	11,3	1,0	-2,0	2,0
17	13/07/2013 07.30	25,0	9,4	-2,0	1,0	0,0	25,0	9,6	-1,0	1,0	2,0	25,0	11,3	-2,0	4,0	3,0	25,0	11,3	0,0	-1,0	2,0
18	18/07/2013 07.30	25,0	9,4	-2,0	1,0	1,0	25,0	9,6	-1,0	1,0	2,0	25,0	11,3	-1,0	4,0	3,0	25,0	11,3	1,0	0,0	3,0
19	25/07/2013 18.00	27,0	9,4	-2,0	2,0	1,0	27,0	9,6	-1,0	1,0	3,0	27,0	11,3	-1,0	6,0	4,0	27,0	11,3	1,0	0,0	1,0
20	31/07/2013 09.00	27,0	9,4	-2,0	0,0	0,0	27,0	9,6	-1,0	1,0	3,0	27,0	11,3	-2,0	5,0	5,0	27,0	11,3	1,0	1,0	3,0
21	07/08/2013 09.00	29,0	9,4	-3,0	2,0	0,0	29,0	9,6	-1,0	2,0	2,0	29,0	11,3	-2,0	5,0	5,0	29,0	11,3	-1,0	1,0	1,0
22	13/08/2013 09.00	27,0	9,4	-4,0	3,0	1,0	27,0	9,6	-2,0	3,0	1,0	27,0	11,3	-1,0	4,0	5,0	27,0	11,3	-2,0	1,0	2,0
23	21/08/2013 07.30	23,0	9,4	-2,0	3,0	1,0	23,0	9,6	-2,0	3,0	2,0	23,0	11,3	-1,0	8,0	4,0	23,0	11,3	1,0	0,0	2,0
24	28/08/2013 10.30	25,0	9,4	-3,0	3,0	1,0	25,0	9,6	-2,0	2,0	3,0	25,0	11,3	0,0	6,0	4,0	25,0	11,3	2,0	-3,0	5,0
25	06/09/2013 17.30	29,0	9,4	-2,0	3,0	1,0	29,0	9,6	-1,0	2,0	2,0	29,0	11,3	1,0	6,0	3,0	29,0	11,3	0,0	-2,0	1,0
26	13/09/2013 07.30	18,0	9,4	-2,0	2,0	1,0	18,0	9,6	-1,0	2,0	1,0	18,0	11,3	1,0	5,0	3,0	18,0	11,3	1,0	0,0	1,0
27	21/09/2013 09.30	21,0	9,4	-3,0	3,0	-1,0	21,0	9,6	-1,0	2,0	1,0	21,0	11,3	1,0	5,0	2,0	21,0	11,3	1,0	0,0	3,0
28	26/09/2013 09.30	18,0	9,4	-3,0	3,0	0,0	18,0	9,6	-1,0	2,0	2,0	18,0	11,3	0,0	7,0	3,0	18,0	11,3	1,0	-1,0	3,0
29	03/10/2013 16.30	20,0	9,4	-3,0	3,0	0,0	20,0	9,6	-1,0	4,0	1,0	20,0	11,3	1,0	6,0	2,0	20,0	11,3	0,0	-1,0	4,0
30	10/10/2013 08.30	16,0	9,4	-3,0	4,0	1,0	16,0	9,6	0,0	3,0	3,0	16,0	11,3	1,0	8,0	3,0	16,0	11,3	0,0	-1,0	2,0
31	16/10/2013 14.30	23,0	9,4	-2,0	3,0	1,0	23,0	9,6	0,0	2,0	2,0	23,0	11,3	0,0	5,0	4,0	23,0	11,3	0,0	-2,0	3,0
32	24/10/2013 08.30	18,0	9,4	-3,0	3,0	1,0	18,0	9,6	-1,0	2,0	3,0	18,0	11,3	1,0	5,0	4,0	18,0	11,3	0,0	0,0	1,0
33	31/10/2013 14.30	23,0	9,4	-3,0	3,0	1,0	23,0	9,6	-1,0	2,0	2,0	23,0	11,3	1,0	7,0	4,0	23,0	11,3	-1,0	-2,0	3,0
34	07/11/2013 08.30	11,0	9,4	-3,0	3,0	1,0	11,0	9,6	-2,0	4,0	2,0	11,0	11,3	1,0	6,0	4,0	11,0	11,3	0,0	-1,0	1,0
35	14/11/2013 14.30	20,0	9,4	-3,0	2,0	1,0	20,0	9,6	-1,0	3,0	3,0	20,0	11,3	1,0	7,0	3,0	20,0	11,3	0,0	-1,0	2,0
36	25/11/2013 15.30	12,0	9,4	-2,0	3,0	1,0	12,0	9,6	0,0	3,0	4,0	12,0	11,3	1,0	8,0	4,0	12,0	11,3	0,0	0,0	1,0
37	30/11/2013 08.30	7,0	9,4	-3,0	3,0	1,0	7,0	9,6	-1,0	4,0	4,0	7,0	11,3	2,0	8,0	4,0	7,0	11,3	0,0	1,0	2,0
38	05/12/2013 08.30	7,0	9,4	-3,0	3,0	1,0	7,0	9,6	0,0	3,0	2,0	7,0	11,3	2,0	6,0	3,0	7,0	11,3	0,0	-1,0	2,0
39	19/12/2013 13.00	8,0	9,4	-4,0	3,0	0,0	8,0	9,6	-2,0	3,0	1,0	8,0	11,3	0,0	5,0	1,0	8,0	11,3	-2,0	-2,0	0,0
40	27/12/2013 09.00	8,0	9,4	-4,0	1,0	1,0	8,0	9,6	-1,0	2,0	2,0	8,0	11,3	-1,0	6,0	1,0	8,0	11,3	-2,0	-1,0	0,0
41	02/01/2014 07.30	14,0	9,4	-5,0	1,0	3,0	14,0	9,6	-1,0	2,0	3,0	14,0	11,3	0,0	5,0	1,0	14,0	11,3	-2,0	-1,0	0,0
42	08/01/2014 14.30	14,0	9,4	-2,0	5,0	2,0	14,0	9,6	0,0	5,0	2,0	14,0	11,3	2,0	8,0	3,0	14,0	11,3	0,0	-2,0	3,0
43	15/01/2014 08.30	11,0	9,4	-2,0	5,0	2,0	11,0	9,6	0,0	6,0	3,0	11,0	11,3	2,0	9,0	2,0	11,0	11,3	0,0	-2,0	1,0
44	22/01/2014 14.30	12,0	9,4	-2,0	5,0	2,0	12,0	9,6	0,0	5,0	2,0	12,0	11,3	3,0	7,0	2,0	12,0	11,3	1,0	-2,0	2,0
45	29/01/2014 08.30	7,0	9,4	-2,0	2,0	1,0	7,0	9,6	0,0	2,0	3,0	7,0	11,3	1,0	7,0	3,0	7,0	11,3	0,0	-1,0	0,0
46	06/02/2014 14.30	14,0	9,4	-1,0	4,0	0,0	14,0	9,6	0,0	3,0	2,0	14,0	11,3	1,0	8,0	1,0	14,0	11,3	0,0	-3,0	3,0
47	12/02/2014 08.30	11,0	9,4	-1,0	3,0	0,0	11,0	9,6	0,0	4,0	2,0	11,0	11,3	3,0	6,0	3,0	11,0	11,3	0,0	0,0	5,0
48	19/02/2014 14.30	18,0	9,4	-2,0	3,0	0,0	18,0	9,6	-1,0	5,0	1,0	18,0	11,3	1,0	8,0	3,0	18,0	11,3	0,0	-2,0	2,0
49	28/02/2014 08.30	12,0	9,4	-2,0	3,0	-2,0	12,0	9,6	0,0	1,0	0,0	12,0	11,3	1,0	1,0	3,0	12,0	11,3	0,0	-2,0	4,0
50	06/03/2014 16.30	15,0	9,4	-2,0	4,0	0,0	15,0	9,6	0,0	4,0	1,0	15,0	11,3	2,0	6,0	3,0	15,0	11,3	0,0	-1,0	5,0
51	10/03/2014 08.30	10,0	9,4	-2,0	5,0	0,0	10,0	9,6	0,0	4,0	1,0	10,0	11,3	2,0	8,0	2,0	10,0	11,3	0,0	-2,0	4,0
52	17/03/2014 15.30	15,0	9,4	-2,0	4,0	-2,0	15,0	9,6	0,0	3,0	0,0	15,0	11,3	2,0	4,0	2,0	15,0	11,3	-1,0	-1,0	4,0
53	24/03/2014 08.30	10,0	9,4	-2,0	4,0	0,0	10,0	9,6	0,0	3,0	1,0	10,0	11,3	2,0	7,0	3,0	10,0	11,3	-1,0	-3,0	4,0
54	01/04/2014 18.30	15,0	9,4	-2,0	3,0	-2,0	15,0	9,6	0,0	3,0	1,0	15,0	11,3	2,0	6,0	3,0	15,0	11,3	0,0	-3,0	8,0
55	09/04/2014 08.30	15,0	9,4	-3,0	4,0	-1,0	15,0	9,6	-1,0	3,0	1,0	15,0	11,3	1,0	5,0	3,0	15,0	11,3	0,0	-3,0	5,0
56	16/04/2014 08.30	10,0	9,4	-3,0	3,0	1,0	10,0	9,6	-1,0	5,0	4,0	10,0	11,3	1,0	9,0	5,0	10,0	11,3	0,0	-5,0	6,0
57	24/04/2014 08.30	15,0	9,4	-3,0	3,0	0,0	15,0	9,6	-1,0	3,0	1,0	15,0	11,3	0,0	5,0	4,0	15,0	11,3	0,0	-4,0	6,0
58	06/05/2014 08.30	15,0	9,4	-3,0	2,0	1,0	15,0	9,6	-1,0	3,0	2,0	15,0	11,3	0,0	8,0	6,0	15,0	11,3			

Ubicazione STAZIONE CHIAIA
Opera \ \ Supplementari \ 56-59
Tipo Strumento Mire Ottiche
Data posa in opera 28/03/2013
Data lettura di zero 28/03/2013

GRAFICO QUOTA

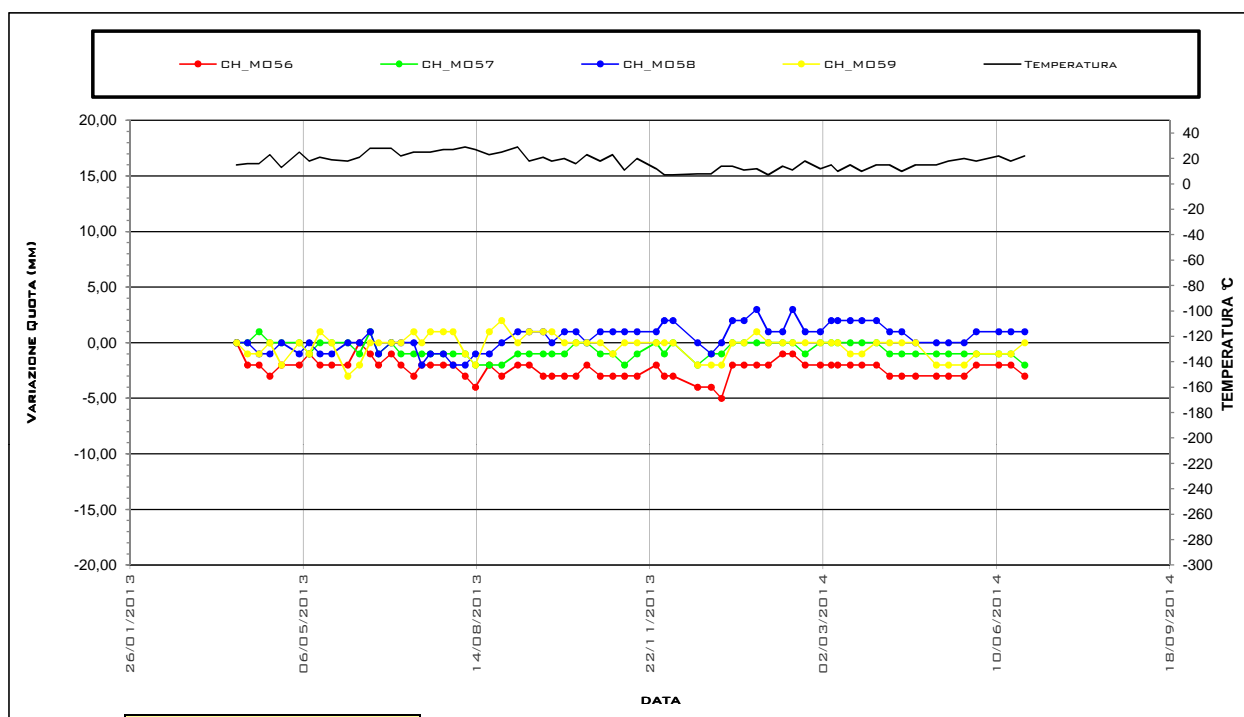
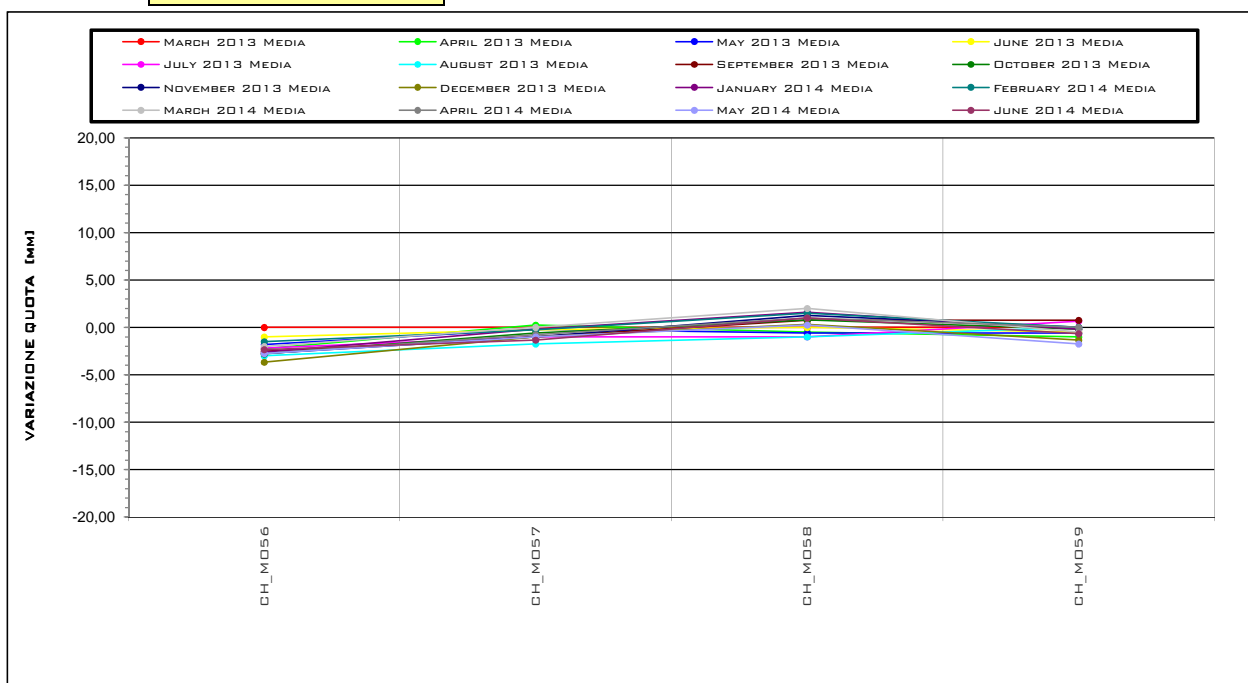


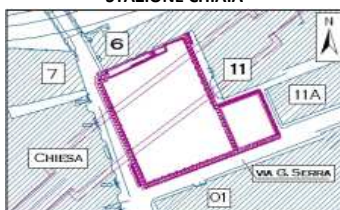
GRAFICO ISOCRONE



Ubicazione STAZIONE CHIAIA
Opera \ \ Supplementari \ 56-59
Tipo Strumento Mire Ottiche
Data posa in opera 28/03/2013
Data lettura di zero 28/03/2013

UBICAZIONE

STAZIONE CHIAIA



\ \ Supplementari \ 56-59



GRAFICO EST

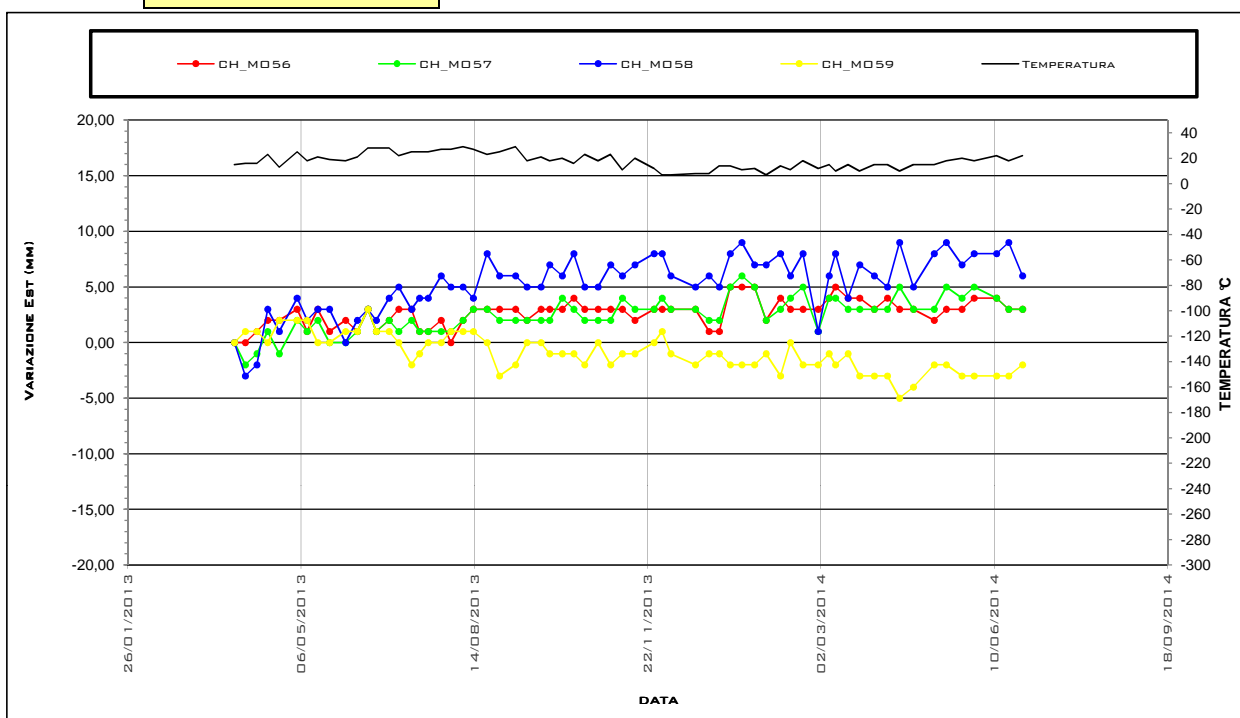
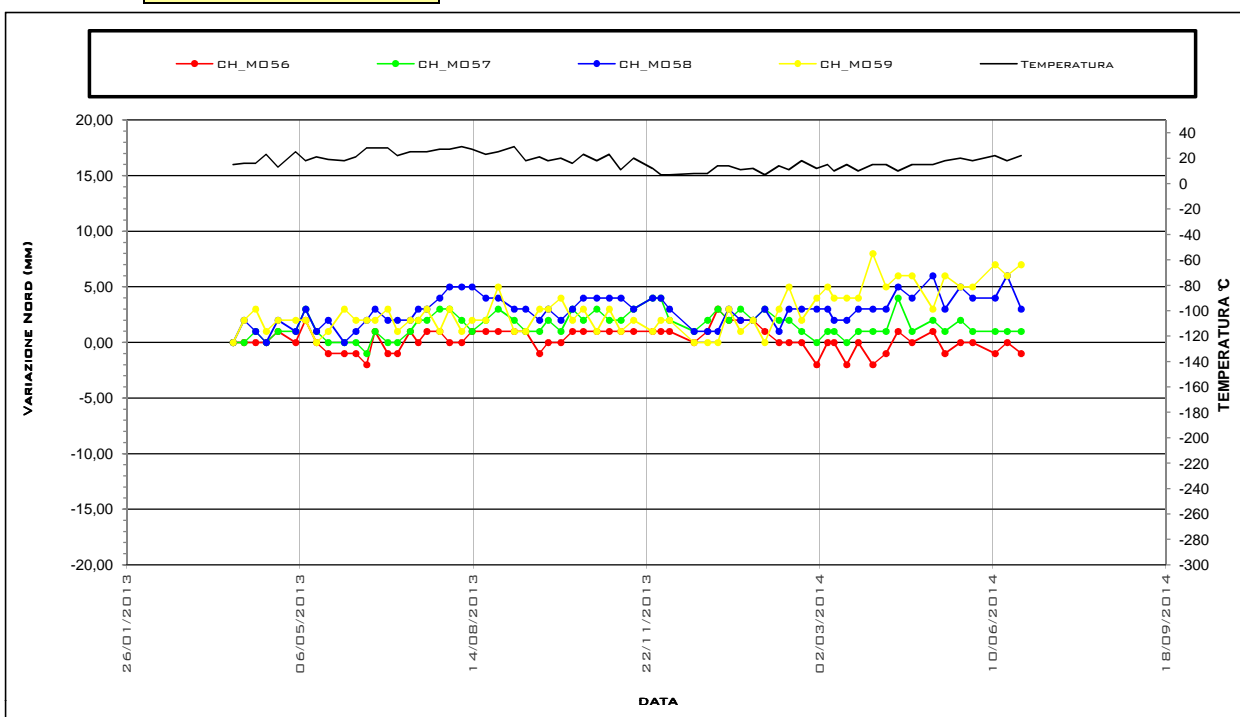


GRAFICO NORD





Ubicazione STAZIONE CHIAIA

Opera \ \ Supplementari \ 60-61

Tipo Strumento Mire Ottiche

Data posa in opera 28/03/2013

Data lettura di zero 28/03/2013

Ultima 64 **in** **data** 26/06/2014

Lett. n°	DATA	CH_M060					CH_M061				
		Temp. Media [°C]	Quota [m]	Quota Spost. [mm]	Est. Spost. [mm]	Nord Spost. [mm]	Temp. Media [°C]	Quota [m]	Quota Spost. [mm]	Est. Spost. [mm]	Nord Spost. [mm]
1	28/03/2013 11.00	15,0	14,3	0,0	0,0	0,0	15,0	14,5	0,0	0,0	0,0
2	03/04/2013 17.30	16,0	14,3	-1,0	0,0	0,0	16,0	14,5	0,0	0,0	0,0
3	10/04/2013 10.30	16,0	14,3	0,0	1,0	1,0	16,0	14,5	0,0	-1,0	1,0
4	16/04/2013 15.00	23,0	14,3	-1,0	-1,0	0,0	23,0	14,5	1,0	-1,0	0,0
5	23/04/2013 08.30	13,0	14,3	-2,0	1,0	1,0	13,0	14,5	-1,0	0,0	0,0
6	03/05/2013 14.30	25,0	14,3	-1,0	2,0	-1,0	25,0	14,5	1,0	0,0	0,0
7	09/05/2013 08.30	18,0	14,3	-2,0	1,0	1,0	18,0	14,5	-1,0	-1,0	-1,0
8	15/05/2013 14.30	21,0	14,3	0,0	0,0	0,0	21,0	14,5	0,0	0,0	0,0
9	22/05/2013 08.30	19,0	14,3	-2,0	0,0	0,0	19,0	14,5	0,0	-1,0	1,0
10	31/05/2013 15.30	18,0	14,3	-2,0	1,0	1,0	18,0	14,5	0,0	-1,0	1,0
11	07/06/2013 08.30	21,0	14,3	-2,0	1,0	1,0	21,0	14,5	-1,0	1,0	2,0
12	13/06/2013 14.30	28,0	14,3	-1,0	4,0	-1,0	28,0	14,5	0,0	2,0	-1,0
13	18/06/2013 09.00	28,0	14,3	-2,0	2,0	2,0	28,0	14,5	-1,0	0,0	2,0
14	25/06/2013 18.00	28,0	14,3	-3,0	1,0	1,0	28,0	14,5	-2,0	0,0	1,0
15	01/07/2013 07.30	22,0	14,3	-4,0	0,0	1,0	22,0	14,5	-1,0	0,0	1,0
16	08/07/2013 17.30	25,0	14,3	-2,0	-2,0	0,0	25,0	14,5	-1,0	-1,0	1,0
17	13/07/2013 07.30	25,0	14,3	-3,0	0,0	2,0	25,0	14,5	-2,0	0,0	2,0
18	18/07/2013 07.30	25,0	14,3	-3,0	1,0	1,0	25,0	14,5	-1,0	-1,0	1,0
19	25/07/2013 18.00	27,0	14,3	-3,0	0,0	2,0	27,0	14,5	-2,0	0,0	1,0
20	31/07/2013 09.00	27,0	14,3	-2,0	1,0	1,0	27,0	14,5	0,0	0,0	2,0
21	07/08/2013 09.00	29,0	14,3	-4,0	0,0	1,0	29,0	14,5	-2,0	-2,0	2,0
22	13/08/2013 09.00	27,0	14,3	-5,0	-1,0	1,0	27,0	14,5	-3,0	-3,0	2,0
23	21/08/2013 07.30	23,0	14,3	-3,0	0,0	2,0	23,0	14,5	-2,0	0,0	2,0
24	28/08/2013 10.30	25,0	14,3	-2,0	-1,0	5,0	25,0	14,5	1,0	-2,0	4,0
25	06/09/2013 17.30	29,0	14,3	-2,0	0,0	2,0	29,0	14,5	0,0	-1,0	2,0
26	13/09/2013 07.30	18,0	14,3	-3,0	0,0	0,0	18,0	14,5	-1,0	0,0	0,0
27	21/09/2013 09.30	21,0	14,3	-4,0	-1,0	3,0	21,0	14,5	-1,0	-1,0	2,0
28	26/09/2013 09.30	18,0	14,3	-2,0	-1,0	1,0	18,0	14,5	-1,0	-2,0	1,0
29	03/10/2013 16.30	20,0	14,3	-3,0	0,0	2,0	20,0	14,5	-1,0	-2,0	2,0
30	10/10/2013 08.30	16,0	14,3	-3,0	-1,0	1,0	16,0	14,5	-1,0	-1,0	1,0
31	16/10/2013 14.30	23,0	14,3	-4,0	-1,0	2,0	23,0	14,5	-2,0	-2,0	2,0
32	24/10/2013 08.30	18,0	14,3	-4,0	1,0	1,0	18,0	14,5	-2,0	-1,0	0,0
33	31/10/2013 14.30	23,0	14,3	-5,0	-1,0	2,0	23,0	14,5	-3,0	-2,0	2,0
34	07/11/2013 08.30	11,0	14,3	-5,0	-1,0	0,0	11,0	14,5	-2,0	-1,0	0,0
35	14/11/2013 14.30	20,0	14,3	-3,0	-1,0	2,0	20,0	14,5	-1,0	-1,0	1,0
36	25/11/2013 15.30	12,0	14,3	-3,0	1,0	1,0	12,0	14,5	-1,0	-1,0	0,0
37	30/11/2013 08.30	7,0	14,3	-3,0	1,0	2,0	7,0	14,5	-1,0	1,0	1,0
38	05/12/2013 08.30	7,0	14,3	-3,0	-1,0	1,0	7,0	14,5	-1,0	-2,0	1,0
39	19/12/2013 13.00	8,0	14,3	-5,0	-2,0	2,0	8,0	14,5	-3,0	-3,0	2,0
40	27/12/2013 09.00	8,0	14,3	-6,0	-3,0	3,0	8,0	14,5	-4,0	-4,0	4,0
41	02/01/2014 07.30	14,0	14,3	-7,0	-2,0	2,0	14,0	14,5	-5,0	-4,0	3,0
42	08/01/2014 14.30	14,0	14,3	-5,0	-2,0	2,0	14,0	14,5	-3,0	-3,0	2,0
43	15/01/2014 08.30	11,0	14,3	-4,0	-2,0	1,0	11,0	14,5	-3,0	-3,0	1,0
44	22/01/2014 14.30	12,0	14,3	-3,0	-2,0	1,0	12,0	14,5	-2,0	-3,0	2,0
45	29/01/2014 08.30	7,0	14,3	-3,0	-1,0	2,0	7,0	14,5	-1,0	-2,0	2,0
46	06/02/2014 14.30	14,0	14,3	-3,0	-2,0	3,0	14,0	14,5	-2,0	-3,0	3,0
47	12/02/2014 08.30	11,0	14,3	-4,0	0,0	4,0	11,0	14,5	-2,0	-1,0	4,0
48	19/02/2014 14.30	18,0	14,3	-4,0	-2,0	2,0	18,0	14,5	-2,0	-3,0	3,0
49	28/02/2014 08.30	12,0	14,3	-4,0	-2,0	4,0					
50	06/03/2014 16.30	15,0	14,3	-4,0	-2,0	4,0					
51	10/03/2014 08.30	10,0	14,3	-4,0	-1,0	3,0					
52	17/03/2014 15.30	15,0	14,3	-5,0	-1,0	3,0					
53	24/03/2014 08.30	10,0	14,3	-4,0	-2,0	3,0					
54	01/04/2014 18.30	15,0	14,3	-4,0	-4,0	4,0					
55	09/04/2014 08.30	15,0	14,3	-4,0	-2,0	3,0					
56	16/04/2014 08.30	10,0	14,3	-4,0	-4,0	5,0					
57	24/04/2014 08.30	15,0	14,3	-4,0	-3,0	4,0					
58	06/05/2014 08.30	15,0	14,3	-6,0	-2,0	1,0					
59	13/05/2014 08.30	18,0	14,3	-6,0	-1,0	3,0					
60	22/05/2014 08.30	20,0	14,3	-6,0	-4,0	3,0					
61	29/05/2014 08.30	18,0	14,3	-5,0	-2,0	3,0					
62	11/06/2014 08.30	22,0	14,3	-5,0	-3,0	4,0					
63	18/06/2014 08.30	18,0	14,3	-5,0	-3,0	3,0					
64	26/06/2014 08.30	22,0	14,3	-5,0	-1,0	2,0					

Ubicazione STAZIONE CHIAIA
Opera \ \ Supplementari \ 60-61
Tipo Strumento Mire Ottiche
Data posa in opera 28/03/2013
Data lettura di zero 28/03/2013

GRAFICO QUOTA

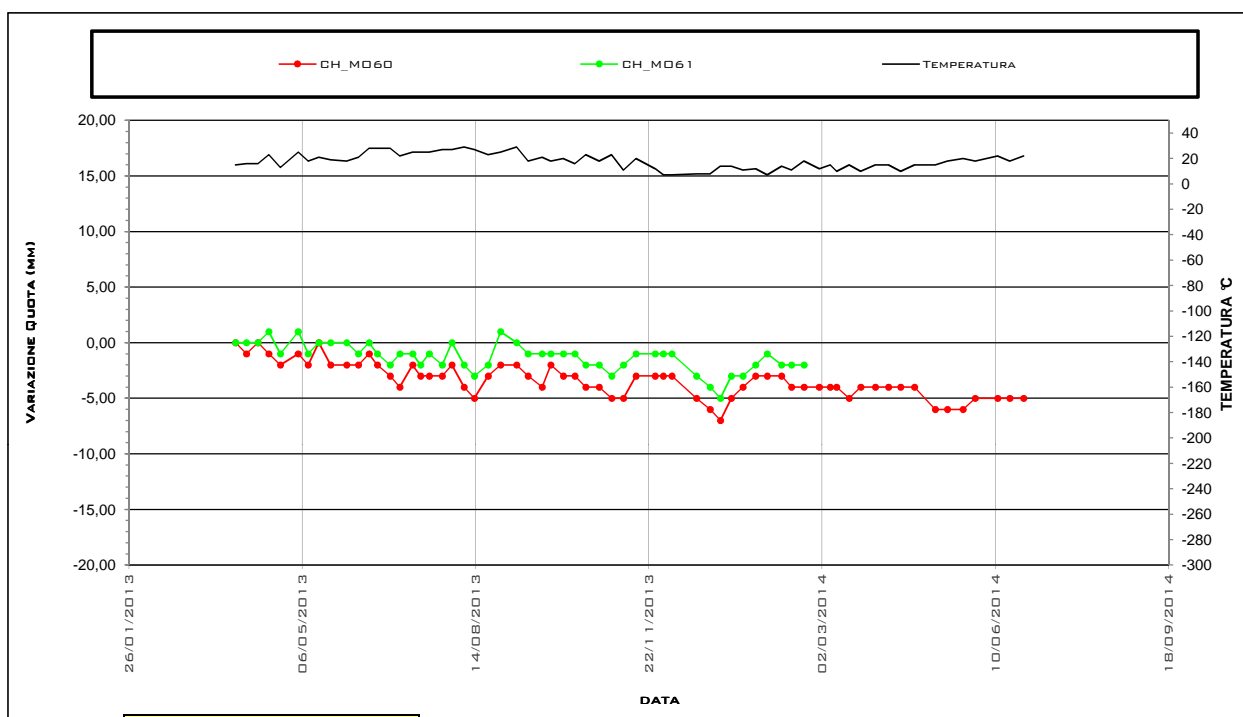
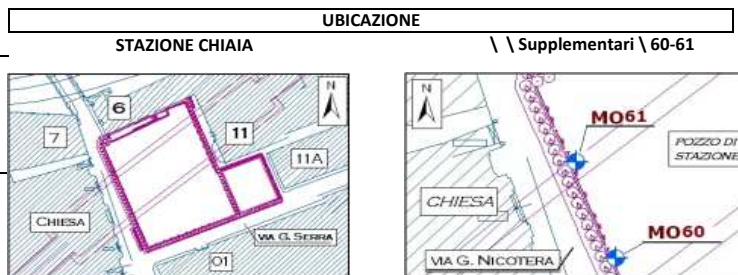
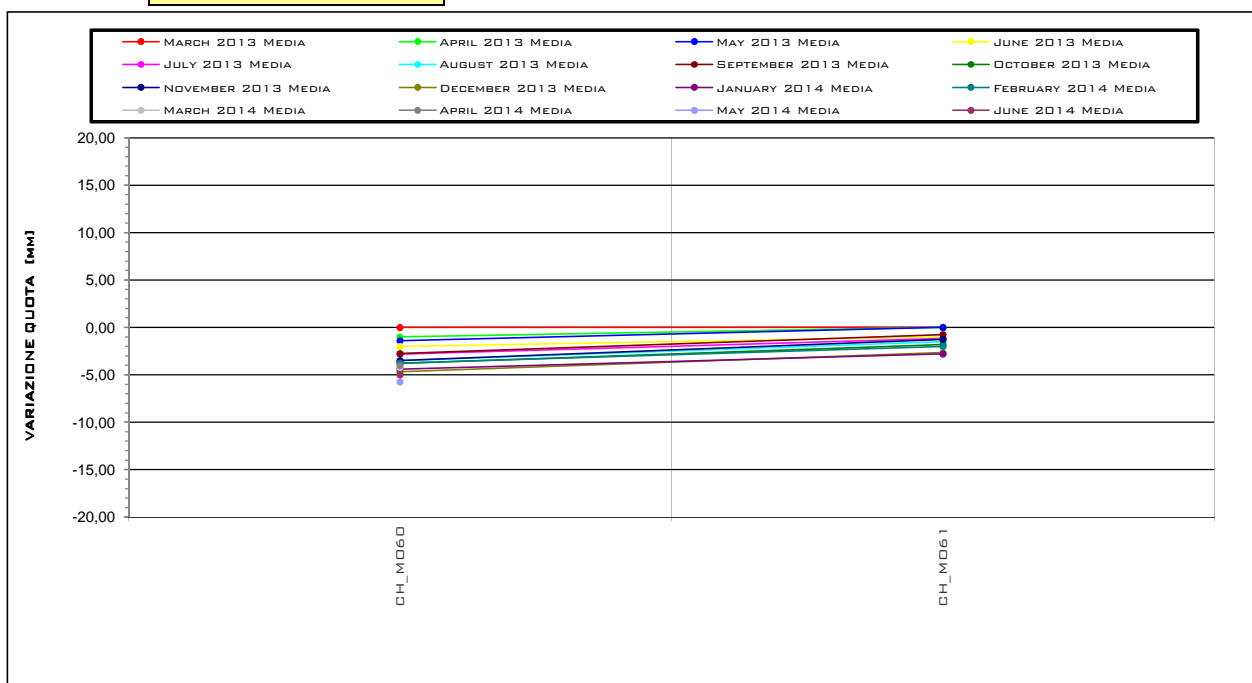


GRAFICO ISOCRONE



Ubicazione STAZIONE CHIAIA
Opera \ \ Supplementari \ 60-61
Tipo Strumento Mire Ottiche
Data posa in opera 28/03/2013
Data lettura di zero 28/03/2013

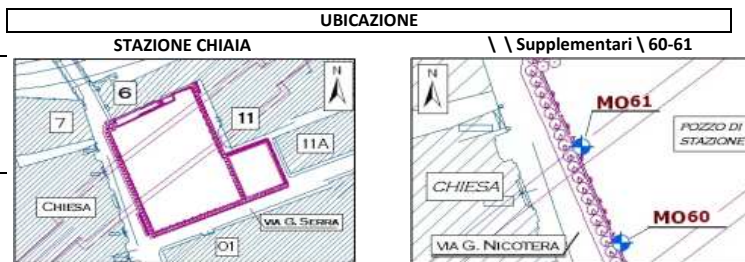


GRAFICO EST

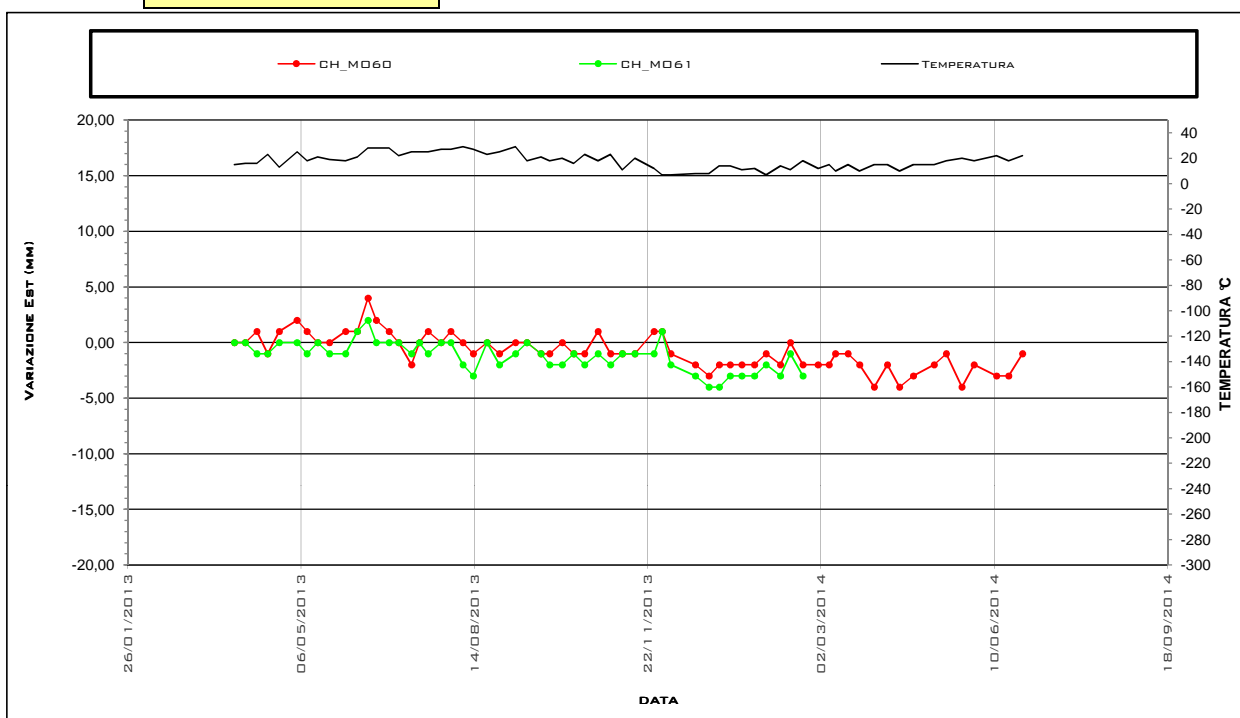
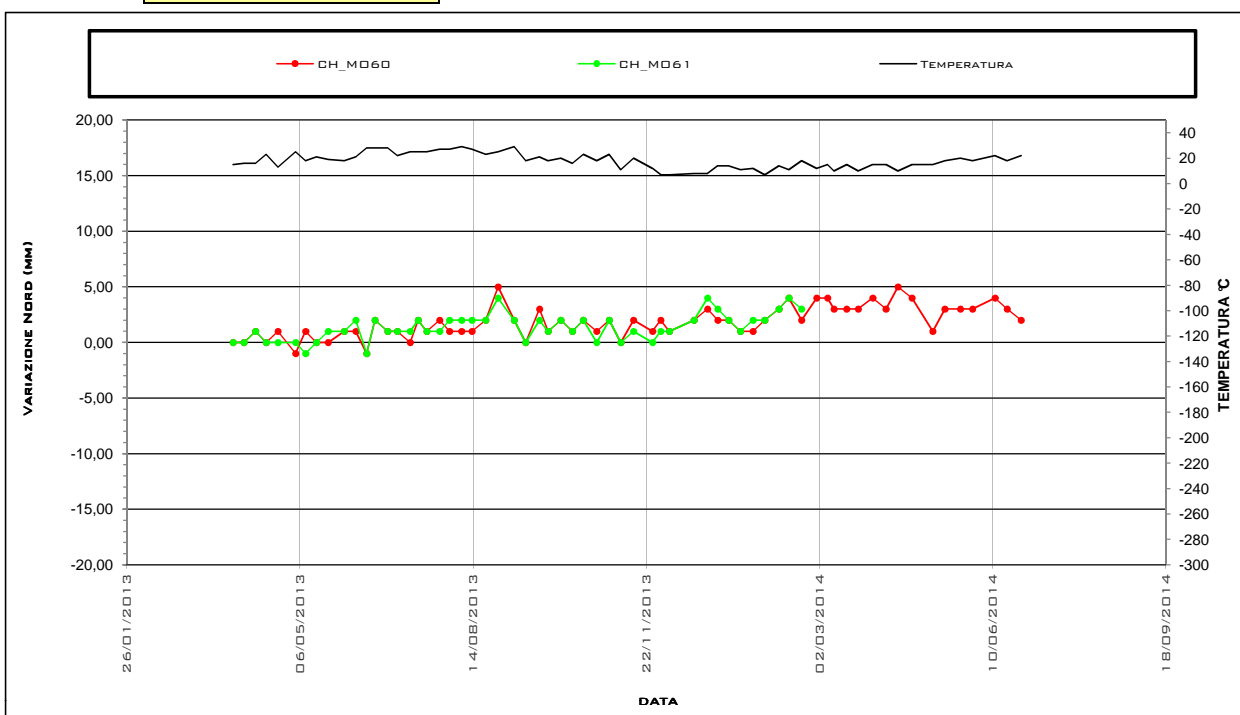


GRAFICO NORD





Ubicazione STAZIONE CHIAIA

Opera \ \ Supplementari \ 62-64

Tipo Strumento Mire Ottiche

Data posa in opera 28/03/2013

Data lettura di zero 28/03/2013

Ultima
Misura 64 in
data 26/06/2014

Lett. n°	DATA	CH_M062					CH_M063					CH_M064				
		Temp. Media[°C]	Quota [m]	Quota Spost. [mm]	Est Spost. [mm]	Nord Spost. [mm]	Temp. Media[°C]	Quota [m]	Quota Spost. [mm]	Est Spost. [mm]	Nord Spost. [mm]	Temp. Media[°C]	Quota [m]	Quota Spost. [mm]	Est Spost. [mm]	Nord Spost. [mm]
1	28/03/2013 11.00	15,0	9,4	0,0	0,0	0,0	15,0	9,4	0,0	0,0	0,0	15,0	9,0	0,0	0,0	0,0
2	03/04/2013 17.30	16,0	9,4	-3,0	-2,0	0,0	16,0	9,4	2,0	-1,0	-1,0	16,0	9,0	0,0	-1,0	1,0
3	10/04/2013 10.30	16,0	9,4	-3,0	-2,0	0,0	16,0	9,4	2,0	0,0	1,0	16,0	9,0	-1,0	-1,0	2,0
4	16/04/2013 15.00	23,0	9,4	-3,0	0,0	-1,0	23,0	9,4	3,0	0,0	-3,0	23,0	9,0	0,0	-1,0	1,0
5	23/04/2013 08.30	13,0	9,4	-3,0	-2,0	0,0	13,0	9,4	1,0	0,0	-1,0	13,0	9,0	-2,0	1,0	1,0
6	03/05/2013 14.30	25,0	9,4	-3,0	-1,0	-2,0	25,0	9,4	1,0	1,0	-2,0	25,0	9,0	0,0	0,0	0,0
7	09/05/2013 08.30	18,0	9,4	-2,0	-2,0	-1,0	18,0	9,4	1,0	0,0	0,0	18,0	9,0	-1,0	0,0	2,0
8	15/05/2013 14.30	21,0	9,4	-1,0	0,0	-1,0	21,0	9,4	1,0	1,0	-2,0	21,0	9,0	-1,0	0,0	0,0
9	22/05/2013 08.30	19,0	9,4	-2,0	-3,0	0,0	19,0	9,4	1,0	0,0	-2,0	19,0	9,0	-1,0	-1,0	1,0
10	31/05/2013 15.30	18,0	9,4	-4,0	-3,0	0,0	18,0	9,4	2,0	1,0	-1,0	18,0	9,0	-2,0	-1,0	2,0
11	07/06/2013 08.30	21,0	9,4	-3,0	-2,0	0,0	21,0	9,4	3,0	0,0	-2,0	21,0	9,0	-2,0	0,0	2,0
12	13/06/2013 14.30	28,0	9,4	-2,0	-2,0	-1,0	28,0	9,4	4,0	3,0	-2,0	28,0	9,0	-2,0	3,0	0,0
13	18/06/2013 09.00	28,0	9,4	-4,0	-3,0	0,0	28,0	9,4	2,0	1,0	0,0	28,0	9,0	-3,0	0,0	2,0
14	25/06/2013 18.00	28,0	9,4	-2,0	-3,0	0,0	28,0	9,4	3,0	2,0	-3,0	28,0	9,0	-3,0	0,0	2,0
15	01/07/2013 07.30	22,0	9,4	-1,0	-2,0	-1,0	22,0	9,4	3,0	1,0	-2,0	22,0	9,0	-3,0	1,0	0,0
16	08/07/2013 17.30	25,0	9,4	-1,0	-3,0	-1,0	25,0	9,4	4,0	1,0	-2,0	25,0	9,0	-2,0	-3,0	2,0
17	13/07/2013 07.30	25,0	9,4	-3,0	-2,0	0,0	25,0	9,4	4,0	-1,0	-2,0	25,0	9,0	-3,0	-1,0	3,0
18	18/07/2013 07.30	25,0	9,4	-1,0	-3,0	-1,0	25,0	9,4	4,0	-1,0	-2,0	25,0	9,0	-1,0	-1,0	3,0
19	25/07/2013 18.00	27,0	9,4	-1,0	-1,0	-1,0	27,0	9,4	4,0	0,0	-3,0	27,0	9,0	-3,0	0,0	2,0
20	31/07/2013 09.00	27,0	9,4	0,0	-3,0	-2,0	27,0	9,4	5,0	0,0	-3,0	27,0	9,0	-3,0	0,0	3,0
21	07/08/2013 09.00	29,0	9,4	0,0	-3,0	-2,0	29,0	9,4	5,0	0,0	-3,0	29,0	9,0	-4,0	-1,0	3,0
22	13/08/2013 09.00	27,0	9,4	-1,0	-3,0	-3,0	27,0	9,4	5,0	-1,0	-3,0	27,0	9,0	-5,0	-2,0	3,0
23	21/08/2013 07.30	23,0	9,4	-1,0	-2,0	0,0	23,0	9,4	4,0	2,0	-5,0	23,0	9,0	-2,0	1,0	3,0
24	28/08/2013 10.30	25,0	9,4	0,0	-3,0	0,0	25,0	9,4	5,0	1,0	-5,0	25,0	9,0	-2,0	-2,0	4,0
25	06/09/2013 17.30	29,0	9,4	-1,0	-4,0	-1,0	29,0	9,4	8,0	0,0	-5,0	29,0	9,0	-2,0	-2,0	3,0
26	13/09/2013 07.30	18,0	9,4	-1,0	-3,0	-2,0	18,0	9,4	5,0	3,0	-2,0	18,0	9,0	-3,0	-1,0	2,0
27	21/09/2013 09.30	21,0	9,4	-1,0	-2,0	0,0	21,0	9,4	5,0	1,0	-4,0	21,0	9,0	-3,0	0,0	4,0
28	26/09/2013 09.30	18,0	9,4	-1,0	-4,0	0,0	18,0	9,4	5,0	0,0	-5,0	18,0	9,0	-3,0	-2,0	3,0
29	03/10/2013 16.30	20,0	9,4	0,0	-3,0	0,0	20,0	9,4	5,0	1,0	-4,0	20,0	9,0	-4,0	-2,0	3,0
30	10/10/2013 08.30	16,0	9,4	0,0	-3,0	-1,0	16,0	9,4	5,0	2,0	-2,0	16,0	9,0	-4,0	-2,0	3,0
31	16/10/2013 14.30	23,0	9,4	-2,0	-4,0	0,0	23,0	9,4	5,0	1,0	-3,0	23,0	9,0	-5,0	-2,0	3,0
32	24/10/2013 08.30	18,0	9,4	-3,0	-3,0	-1,0	18,0	9,4	6,0	2,0	-2,0	18,0	9,0	-5,0	-1,0	2,0
33	31/10/2013 14.30	23,0	9,4	-2,0	-3,0	0,0	23,0	9,4	5,0	3,0	-3,0	23,0	9,0	-5,0	-2,0	3,0
34	07/11/2013 08.30	11,0	9,4	-2,0	-3,0	-2,0	11,0	9,4	5,0	3,0	-2,0	11,0	9,0	-5,0	-3,0	1,0
35	14/11/2013 14.30	20,0	9,4	-1,0	-4,0	0,0	20,0	9,4	5,0	2,0	-4,0	20,0	9,0	-5,0	-5,0	2,0
36	25/11/2013 15.30	12,0	9,4	-1,0	-3,0	0,0	12,0	9,4	6,0	3,0	-2,0	12,0	9,0	-5,0	-2,0	2,0
37	30/11/2013 08.30	7,0	9,4	-1,0	-3,0	0,0	7,0	9,4	6,0	2,0	-2,0	7,0	9,0	-5,0	-2,0	3,0
38	05/12/2013 08.30	7,0	9,4	-1,0	-3,0	0,0	7,0	9,4	5,0	3,0	-3,0	7,0	9,0	-5,0	-4,0	2,0
39	19/12/2013 13.00	8,0	9,4	-3,0	-3,0	0,0	8,0	9,4	4,0	3,0	-4,0	8,0	9,0	-7,0	-6,0	3,0
40	27/12/2013 09.00	8,0	9,4	-4,0	-2,0	1,0	8,0	9,4	3,0	2,0	-3,0	8,0	9,0	-6,0	-7,0	5,0
41	02/01/2014 07.30	14,0	9,4	-4,0	-1,0	1,0	14,0	9,4	2,0	2,0	-3,0	14,0	9,0	-8,0	-6,0	4,0
42	08/01/2014 14.30	14,0	9,4	-1,0	-6,0	1,0	14,0	9,4	6,0	2,0	-3,0	14,0	9,0	-6,0	-6,0	4,0
43	15/01/2014 08.30	11,0	9,4	-1,0	-4,0	0,0	11,0	9,4	6,0	1,0	-3,0	11,0	9,0	-5,0	-5,0	2,0
44	22/01/2014 14.30	12,0	9,4	-1,0	-5,0	1,0	12,0	9,4	7,0	3,0	-4,0	12,0	9,0	-4,0	-6,0	3,0
45	29/01/2014 08.30	7,0	9,4	-1,0	-4,0	0,0	7,0	9,4	7,0	1,0	-4,0	7,0	9,0	-5,0	-5,0	2,0
46	06/02/2014 14.30	14,0	9,4	-1,0	-4,0	1,0	14,0	9,4	7,0	0,0	-5,0	14,0	9,0	-5,0	-6,0	4,0
47	12/02/2014 08.30	11,0	9,4	-1,0	-4,0	2,0	11,0	9,4	8,0	0,0	-6,0	11,0	9,0	-5,0	-4,0	5,0
48	19/02/2014 14.30	18,0	9,4	-1,0	-5,0	0,0	18,0	9,4	8,0	-1,0	-7,0	18,0	9,0	-5,0	-5,0	4,0
49	28/02/2014 08.30	12,0	9,4	-1,0	-5,0	1,0						12,0	9,0	-5,0	-5,0	5,0
50	06/03/2014 16.30	15,0	9,4	-2,0	-6,0	1,0	15,0	9,4	7,0	2,0	-4,0	15,0	9,0	-5,0	-5,0	5,0
51	10/03/2014 08.30	10,0	9,4	-2,0	-5,0	1,0	10,0	9,4	7,0	0,0	-6,0	10,0	9,0	-6,0	-5,0	4,0
52	17/03/2014 15.30	15,0	9,4	-2,0	-5,0	1,0	15,0	9,4	7,0	2,0	-5,0	15,0	9,0	-6,0	-4,0	3,0
53	24/03/2014 08.30	10,0	9,4	-1,0	-5,0	2,0	10,0	9,4	6,0	2,0	-4,0	10,0	9,0	-5,0	-6,0	6,0
54	01/04/2014 18.30	15,0	9,4	0,0	-6,0	3,0	15,0	9,4	6,0	2,0	-4,0	15,0	9,0	-5,0	-8,0	6,0
55	09/04/2014 08.30	15,0	9,4	-1,0	-6,0	1,0	15,0	9,4	7,0	3,0	-5,0	15,0	9,0	-6,0	-5,0	5,0
56	16/04/2014 08.30	10,0	9,4	-1,0	-7,0	2,0	10,0	9,4	7,0	1,0	-6,0	10,0	9,0	-6,0	-7,0	7,0
57	24/04/2014 08.30	15,0	9,4	-1,0	-7,0	1,0	15,0	9,4	7,0	0,0	-5,0	15,0	9,0	-6,0	-7,0	7,0
58	06/05/2014 08.30	15,0	9,4	-1,0	-4,0	0,0	15,0	9,4	7,0	0,0	-6,0	15,0	9,0	-7,0	-6,0	3,0
59	13/05/2014 08.30	18,0	9,4	-1,0	-6,0	0,0	18,0	9,4	7,0	2,0	-7,0	18,0	9,0	-7,0	-5,0	5,0
60	22/05/2014 08.30	20,0	9,4	-1,0	-8,0	0,0	20,0	9,4	7,0	2,0	-6,0	20,0	9,0	-6,0	-6,0	5,0
61	29/05/2014 08.30	18,0	9,4	-1,0	-7,0	0,0	18,0	9,4	7,0	1,0	-7,0	18,0	9,0	-6,0	-6,0	5,0
62	11/06/2014 08.30	22,0	9,4	-1,0	-7,0	0,0	22,0	9,4	7,0	1,0	-9,0	22,0	9,0	-6,0	-6,0	4,0
63	18/06/2014 08.30	18,0	9,4	-1,0	-5,0	0,0	18,0	9,4	7,0	1,0	-8,0	18,0	9,0	-6,0	-6,0	5,0
64	26/06/2014 08.30	22,0	9,4	-1,0	-7,0	0,0	22,0	9,4	7,0	2,0	-8,0	22,0	9,0	-6,0	-4,0	4,0

Ubicazione STAZIONE CHIAIA
Opera \ \ Supplementari \ 62-64
Tipo Strumento Mire Ottiche
Data posa in opera 28/03/2013
Data lettura di zero 28/03/2013

GRAFICO QUOTA

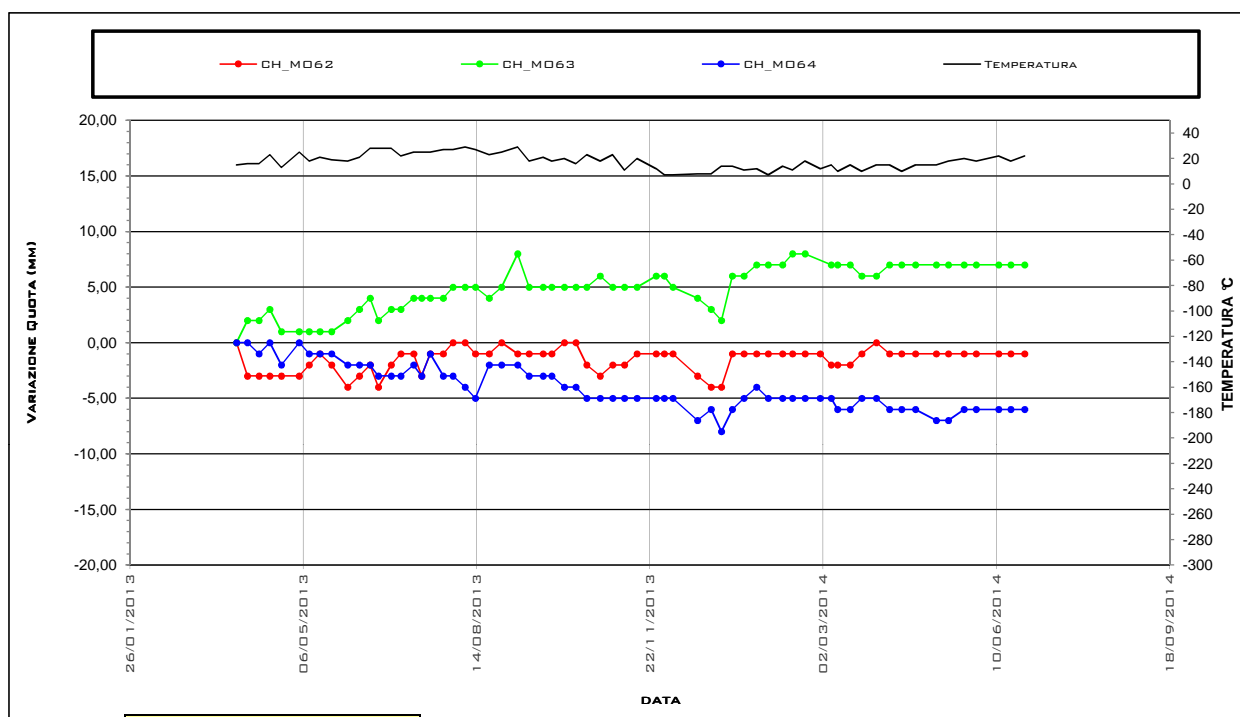
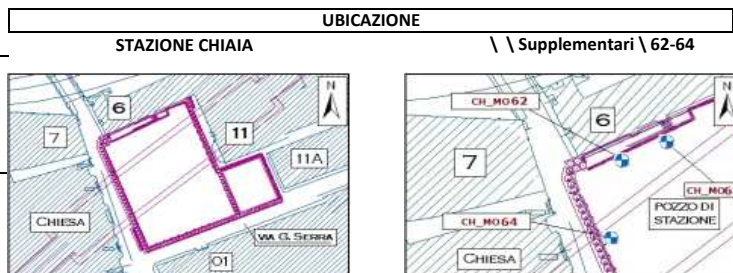
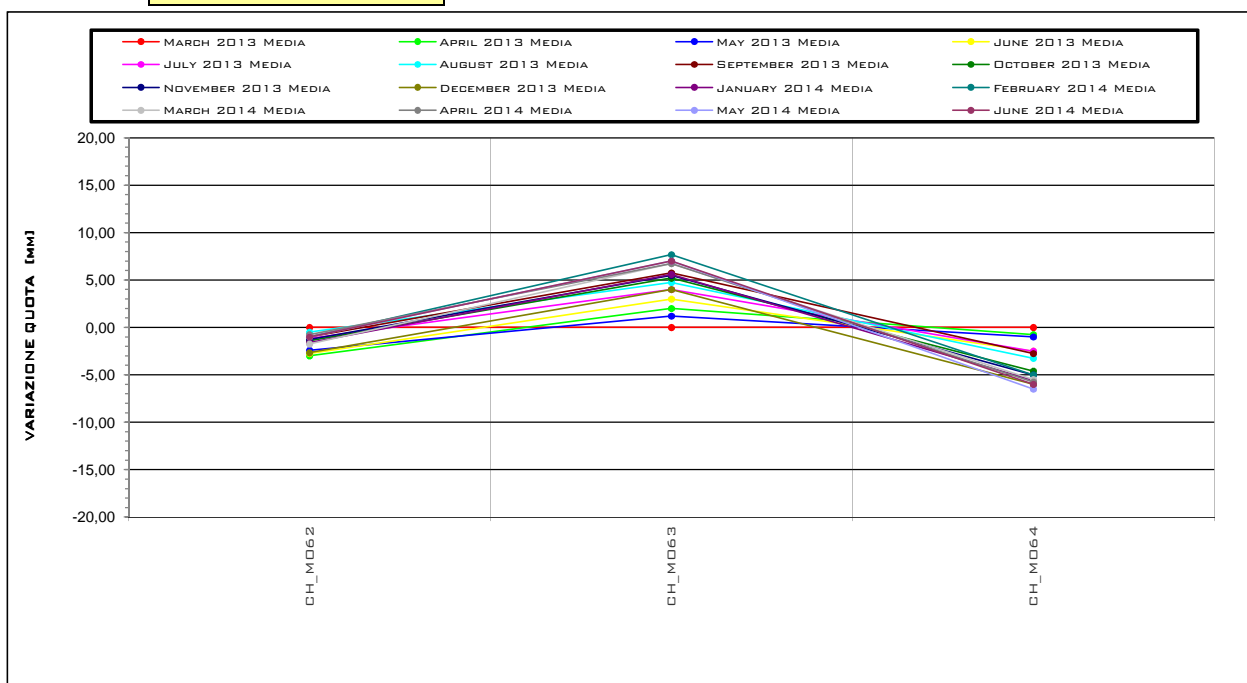


GRAFICO ISOCRONE



Ubicazione STAZIONE CHIAIA
Opera \ \ Supplementari \ 62-64
Tipo Strumento Mire Ottiche
Data posa in opera 28/03/2013
Data lettura di zero 28/03/2013

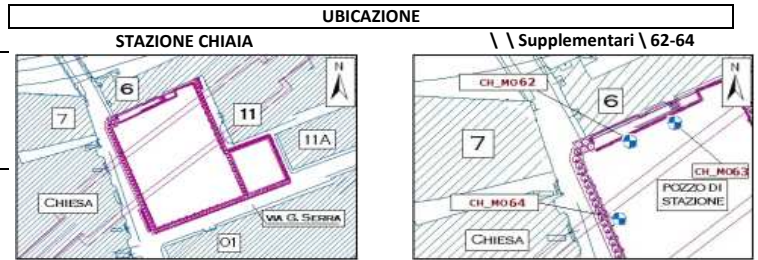


GRAFICO EST

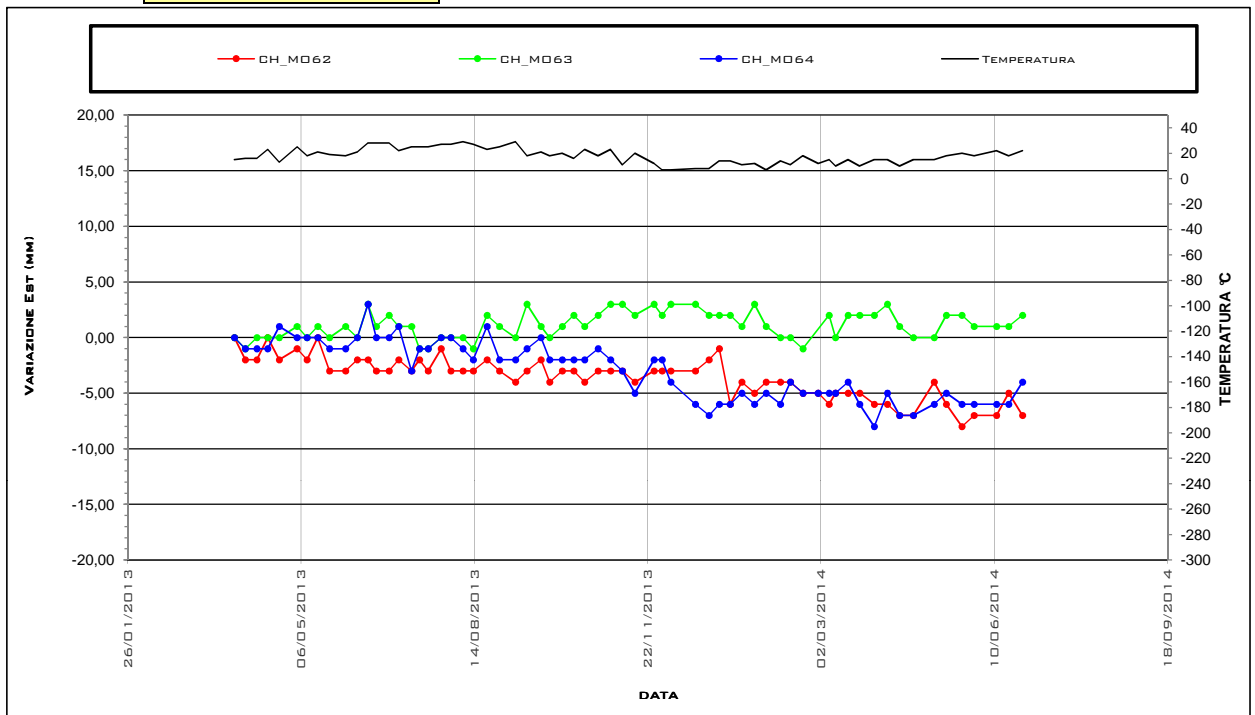
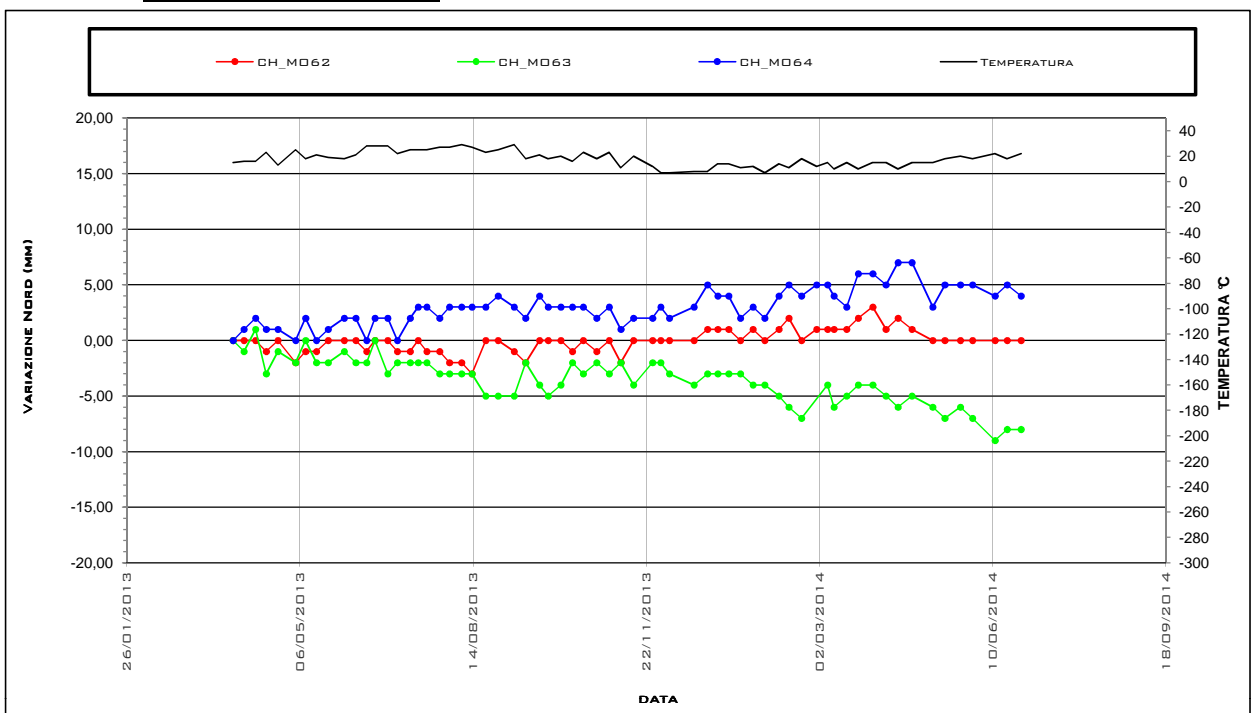


GRAFICO NORD





Ubicazione STAZIONE CHIAIA

Opera \ \ Supplementari \ 65-66

Tipo Strumento Mire Ottiche

Data posa in opera 06/02/2014

Data lettura di zero 06/02/2014

Ultima Misura 19 in data 26/06/2014

Lett. n°	DATA	CH_M065					CH_M066				
		Temp. Media [°C]	Quota [m]	Quota Spost. [mm]	Est Spost. [mm]	Nord Spost. [mm]	Temp. Media [°C]	Quota [m]	Quota Spost. [mm]	Est Spost. [mm]	Nord Spost. [mm]
1	06/02/2014 14.30	14,0	4,2	0,0	0,0	0,0	14,0	4,4	0,0	0,0	0,0
2	12/02/2014 08.30	11,0	4,2	-2,0	0,0	-1,0	11,0	4,4	-2,0	2,0	1,0
3	19/02/2014 14.30	18,0	4,2	-2,0	0,0	-1,0	18,0	4,4	-3,0	2,0	2,0
4	28/02/2014 08.30	12,0	4,2	-3,0	0,0	2,0	12,0	4,4	-3,0	1,0	2,0
5	06/03/2014 16.30	15,0	4,2	-4,0	0,0	4,0	15,0	4,4	-3,0	1,0	5,0
6	10/03/2014 08.30	10,0	4,2	-3,0	0,0	3,0	10,0	4,4	-4,0	1,0	3,0
7	17/03/2014 15.30	15,0	4,2	-4,0	0,0	2,0	15,0	4,4	-4,0	1,0	4,0
8	24/03/2014 08.30						10,0	4,4	-2,0	2,0	1,0
9	01/04/2014 18.30						15,0	4,4	-4,0	-1,0	3,0
10	09/04/2014 08.30						15,0	4,4	-4,0	2,0	4,0
11	16/04/2014 08.30						10,0	4,4	-4,0	1,0	4,0
12	24/04/2014 08.30						15,0	4,4	-3,0	2,0	1,0
13	06/05/2014 08.30						15,0	4,4	-4,0	2,0	4,0
14	13/05/2014 08.30						18,0	4,4	-4,0	1,0	3,0
15	22/05/2014 08.30						20,0	4,4	-4,0	1,0	3,0
16	29/05/2014 08.30						18,0	4,4	-5,0	1,0	1,0
17	11/06/2014 08.30						22,0	4,4	-5,0	1,0	2,0
18	18/06/2014 08.30						18,0	4,4	-6,0	3,0	0,0
19	26/06/2014 08.30						22,0	4,4	-6,0	3,0	0,0

Ubicazione STAZIONE CHIAIA
Opera \ \ Supplementari \ 65-66
Tipo Strumento Mire Ottiche
Data posa in opera 06/02/2014
Data lettura di zero 06/02/2014

GRAFICO QUOTA

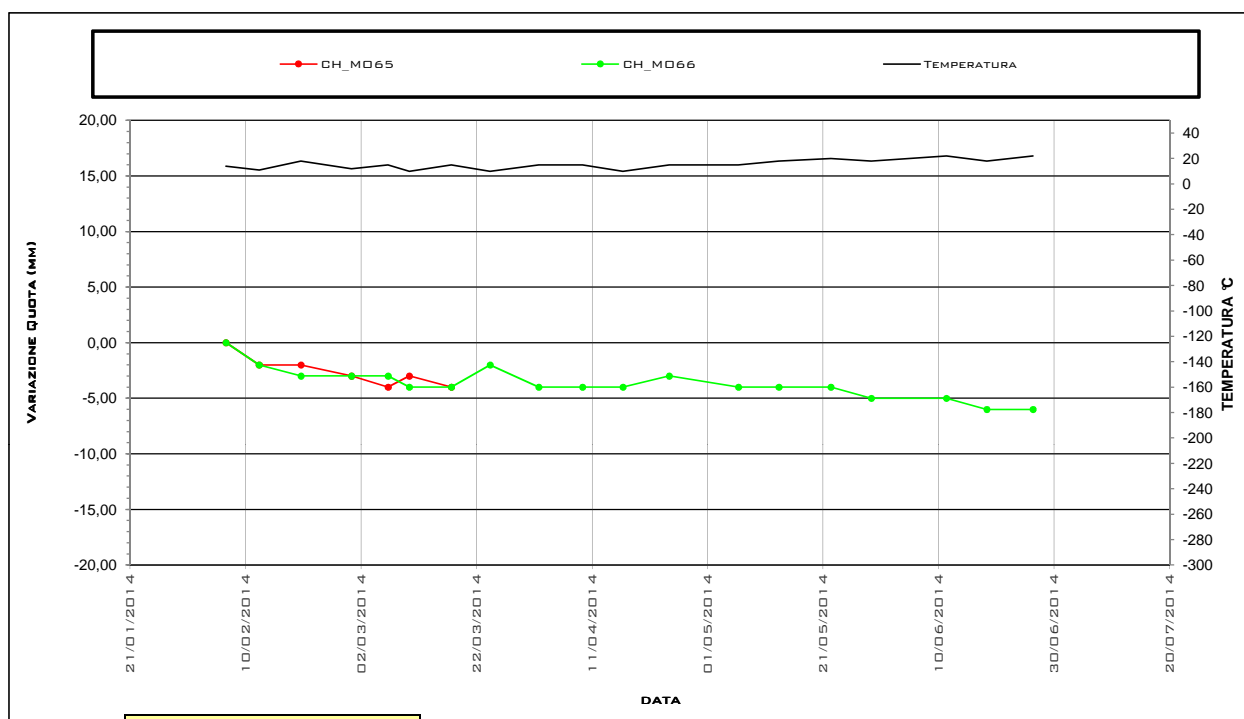
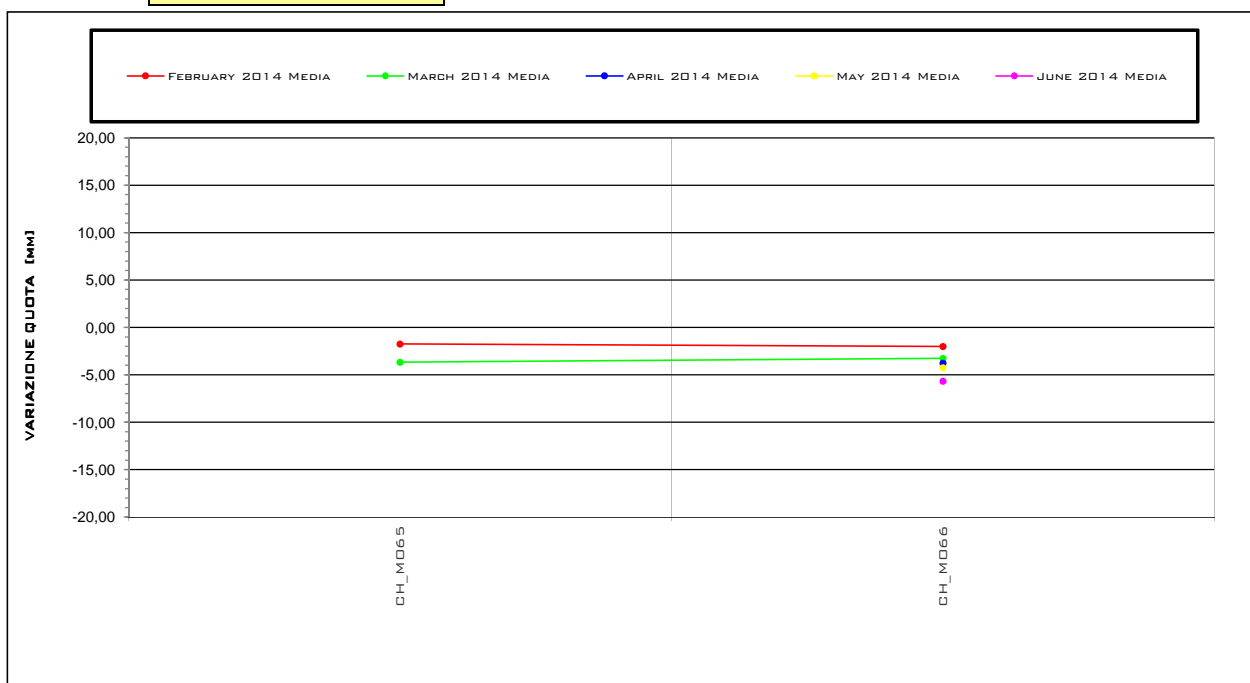


GRAFICO ISOCRONE



Ubicazione STAZIONE CHIAIA
Opera \ \ Supplementari \ 65-66
Tipo Strumento Mire Ottiche
Data posa in opera 06/02/2014
Data lettura di zero 06/02/2014

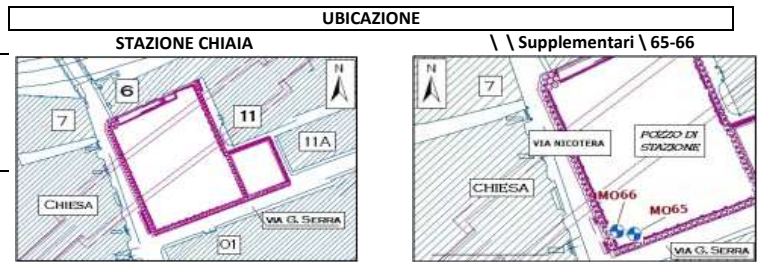


GRAFICO EST

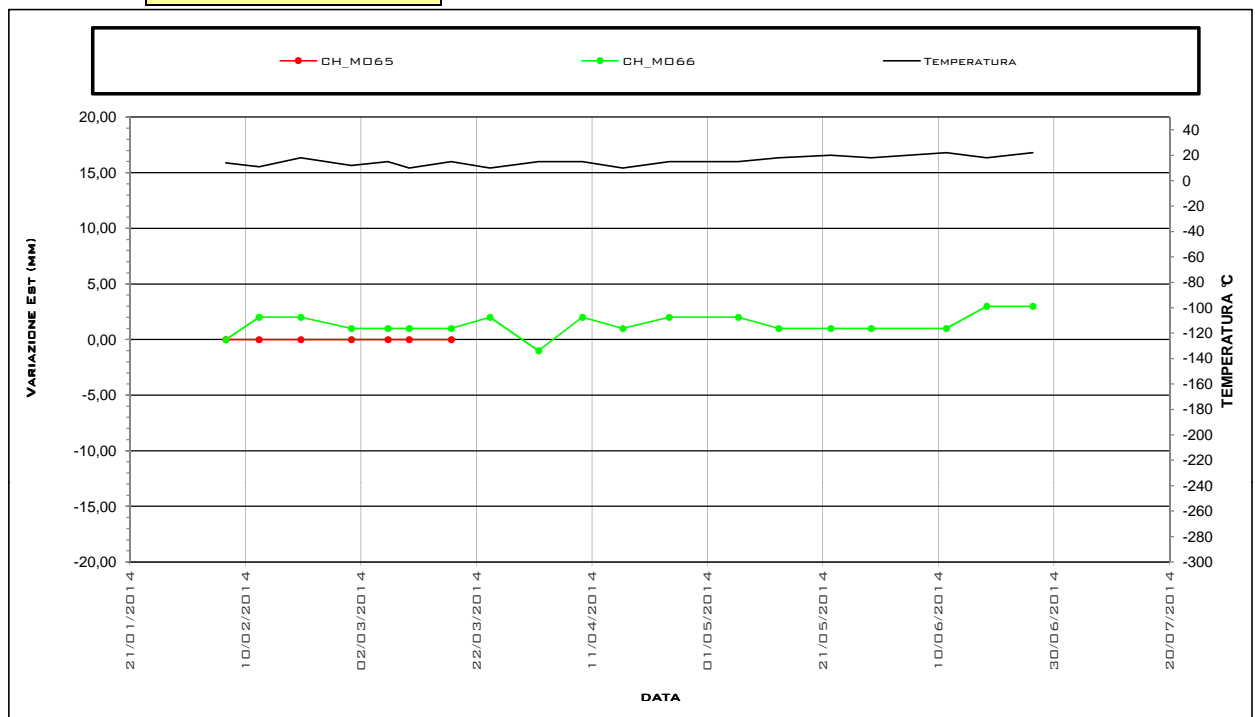
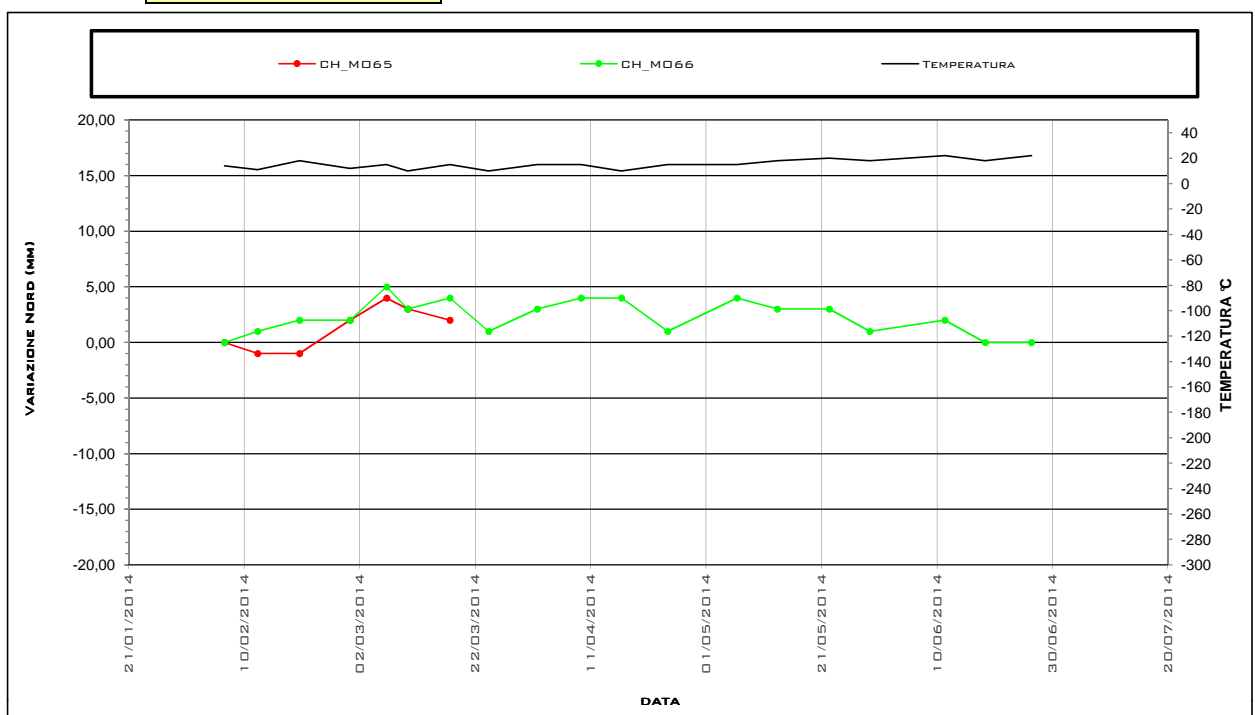


GRAFICO NORD





Ubicazione STAZIONE CHIAIA

Opera \ \ Supplementari \ 67-70

Tipo Strumento Mire Ottiche

Data posa in opera 06/02/2014

Data lettura di zero 06/02/2014

Ultima 19 **in**
Misura data **26/06/2014**

Lett. n°	DATA	CH_M067					CH_M068					CH_M069					CH_M070				
		Temp. Media[°C]	Quota [m]	Quota Spost. [mm]	Est Spost. [mm]	Nord Spost. [mm]	Temp. Media[°C]	Quota [m]	Quota Spost. [mm]	Est Spost. [mm]	Nord Spost. [mm]	Temp. Media[°C]	Quota [m]	Quota Spost. [mm]	Est Spost. [mm]	Nord Spost. [mm]	Temp. Media[°C]	Quota [m]	Quota Spost. [mm]	Est Spost. [mm]	Nord Spost. [mm]
1	06/02/2014 14.30	14,0	2,6	0,0	0,0	0,0	14,0	2,6	0,0	0,0	0,0	14,0	2,6	0,0	0,0	0,0	14,0	2,4	0,0	0,0	0,0
2	12/02/2014 08.30	11,0	2,6	-1,0	1,0	1,0	11,0	2,6	0,0	1,0	1,0	11,0	2,6	-1,0	1,0	0,0	11,0	2,4	-2,0	0,0	1,0
3	19/02/2014 14.30	18,0	2,6	-2,0	1,0	0,0	18,0	2,6	-1,0	0,0	1,0	18,0	2,6	-2,0	1,0	1,0	18,0	2,4	-4,0	0,0	-1,0
4	28/02/2014 08.30	12,0	2,5	-3,0	2,0	0,0	12,0	2,6	-2,0	1,0	2,0	12,0	2,6	-3,0	0,0	0,0	12,0	2,4	-3,0	1,0	-2,0
5	06/03/2014 16.30	15,0	2,5	-3,0	5,0	1,0	15,0	2,6	-2,0	2,0	3,0	15,0	2,6	-3,0	2,0	1,0	15,0	2,4	-3,0	2,0	1,0
6	10/03/2014 08.30	10,0	2,5	-3,0	2,0	1,0	10,0	2,6	-1,0	0,0	2,0	10,0	2,6	-2,0	1,0	1,0	10,0	2,4	-2,0	0,0	0,0
7	17/03/2014 15.30	15,0	2,5	-3,0	2,0	1,0	15,0	2,6	-1,0	3,0	2,0	15,0	2,6	-1,0	3,0	1,0	15,0	2,4	-7,0	10,0	2,0
8	24/03/2014 08.30	10,0	2,6	-1,0	-1,0	-1,0	10,0	2,6	0,0	0,0	0,0	10,0	2,6	-1,0	0,0	0,0	10,0	2,4	-14,0	24,0	7,0
9	01/04/2014 18.30	15,0	2,6	-2,0	1,0	4,0	15,0	2,6	-1,0	1,0	4,0	15,0	2,6	-2,0	4,0	1,0	15,0	2,4	-16,0	26,0	6,0
10	09/04/2014 08.30	15,0	2,5	-3,0	2,0	3,0	15,0	2,6	-2,0	3,0	3,0	15,0	2,6	-3,0	3,0	2,0	15,0	2,4	-17,0	26,0	8,0
11	16/04/2014 08.30	10,0	2,5	-3,0	1,0	2,0	10,0	2,6	-2,0	2,0	2,0	10,0	2,6	-1,0	2,0	2,0	10,0	2,4	-16,0	25,0	7,0
12	24/04/2014 08.30	15,0	2,6	-2,0	0,0	-1,0	15,0	2,6	-1,0	0,0	0,0	15,0	2,6	-1,0	1,0	-1,0	15,0	2,4	-16,0	24,0	6,0
13	06/05/2014 08.30	15,0	2,5	-3,0	1,0	1,0	15,0	2,6	-1,0	2,0	2,0	15,0	2,6	-3,0	2,0	2,0	15,0	2,4	-17,0	25,0	9,0
14	13/05/2014 08.30	18,0	2,5	-3,0	0,0	-1,0	18,0	2,6	-1,0	0,0	0,0	18,0	2,6	-3,0	-1,0	-1,0	18,0	2,4	-17,0	23,0	8,0
15	22/05/2014 08.30	20,0	2,5	-3,0	0,0	0,0	20,0	2,6	-1,0	1,0	1,0	20,0	2,6	-3,0	0,0	1,0	20,0	2,4	-17,0	24,0	8,0
16	29/05/2014 08.30	18,0	2,5	-4,0	-1,0	-1,0	18,0	2,6	-2,0	0,0	-1,0	18,0	2,6	-3,0	0,0	-1,0	18,0	2,4	-18,0	23,0	7,0
17	11/06/2014 08.30	22,0	2,5	-4,0	-1,0	-1,0	22,0	2,6	-2,0	0,0	0,0	22,0	2,6	-3,0	0,0	0,0	22,0	2,4	-18,0	23,0	7,0
18	18/06/2014 08.30	18,0	2,5	-4,0	-1,0	-1,0	18,0	2,6	-3,0	1,0	-2,0	18,0	2,6	-4,0	2,0	-3,0	18,0	2,4	-18,0	25,0	6,0
19	26/06/2014 08.30	22,0	2,5	-4,0	-1,0	-1,0	22,0	2,6	-3,0	1,0	-2,0	22,0	2,6	-4,0	2,0	-3,0	22,0	2,4	-18,0	25,0	6,0

Ubicazione STAZIONE CHIAIA
Opera \ \ Supplementari \ 67-70
Tipo Strumento Mire Ottiche
Data posa in opera 06/02/2014
Data lettura di zero 06/02/2014

GRAFICO QUOTA

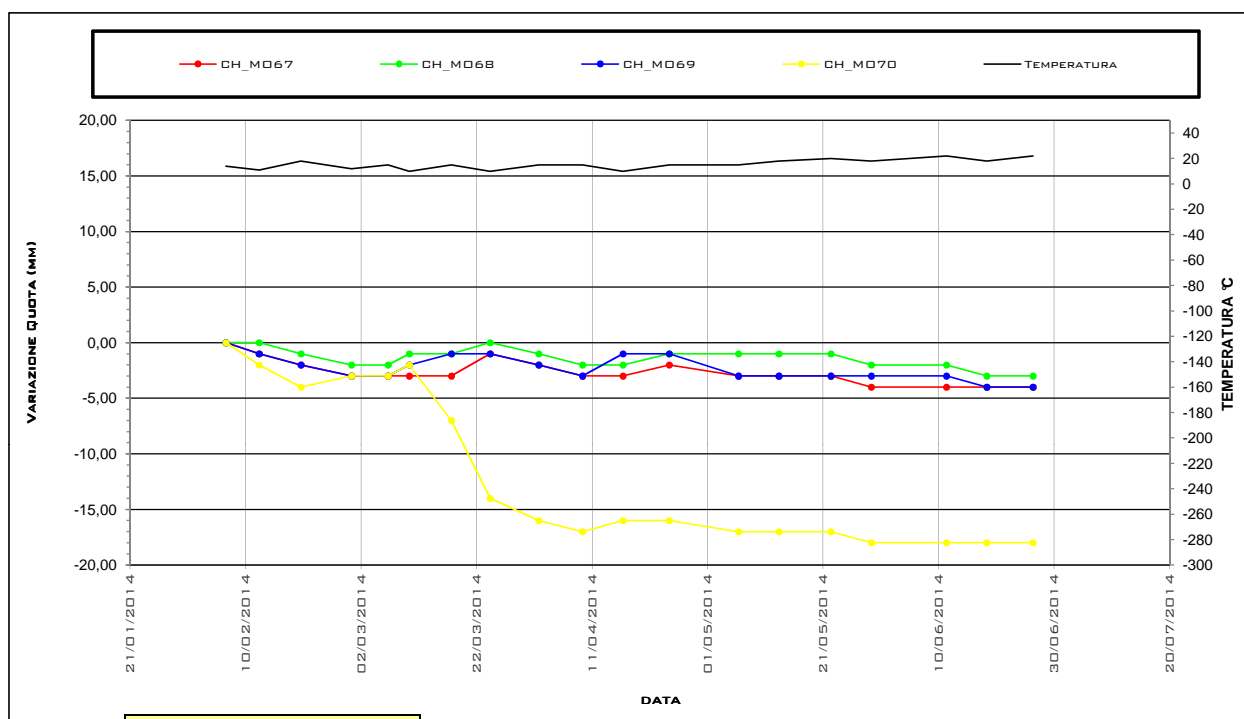
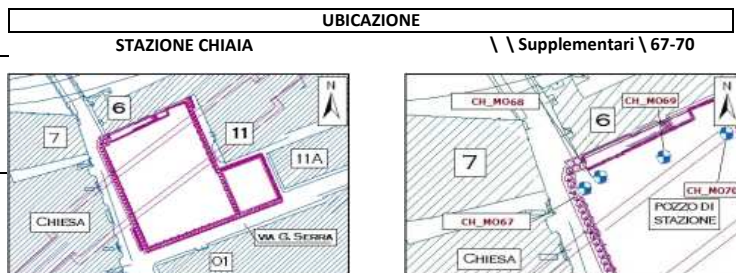
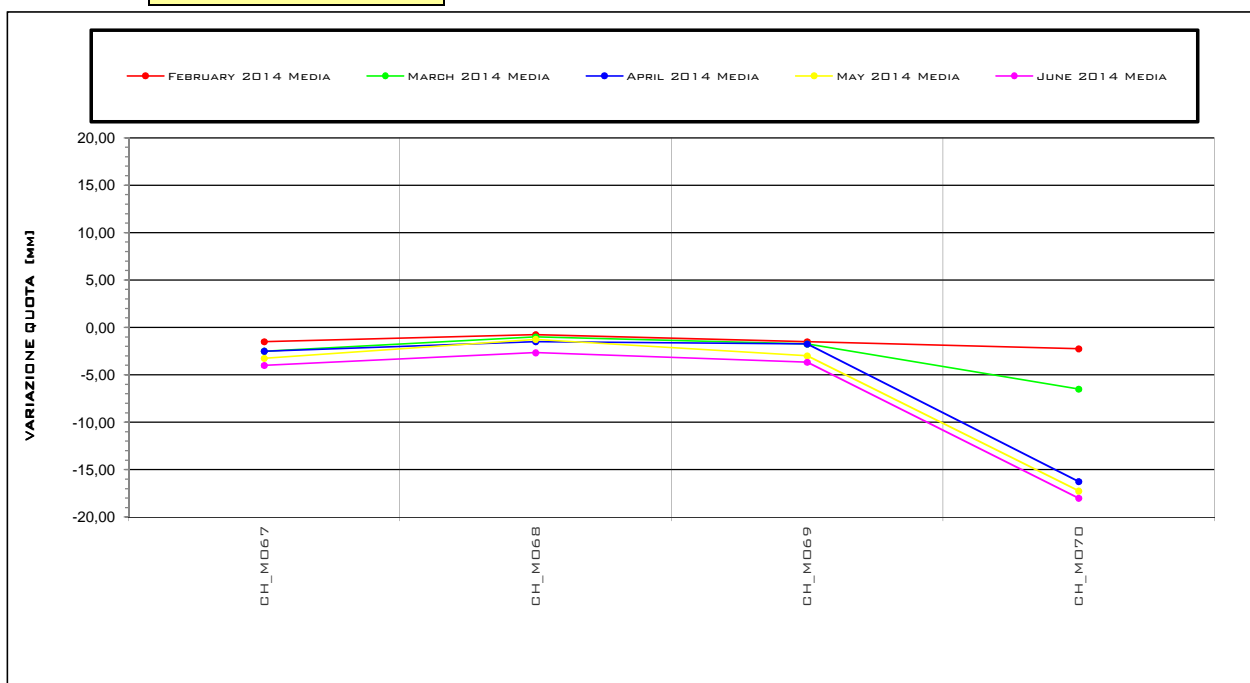


GRAFICO ISOCRONE



Ubicazione STAZIONE CHIAIA
Opera \ \ Supplementari \ 67-70
Tipo Strumento Mire Ottiche
Data posa in opera 06/02/2014
Data lettura di zero 06/02/2014

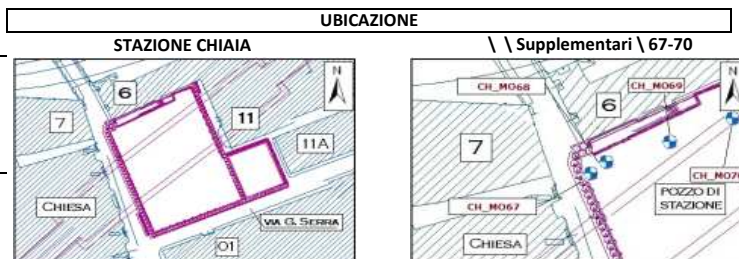


GRAFICO EST

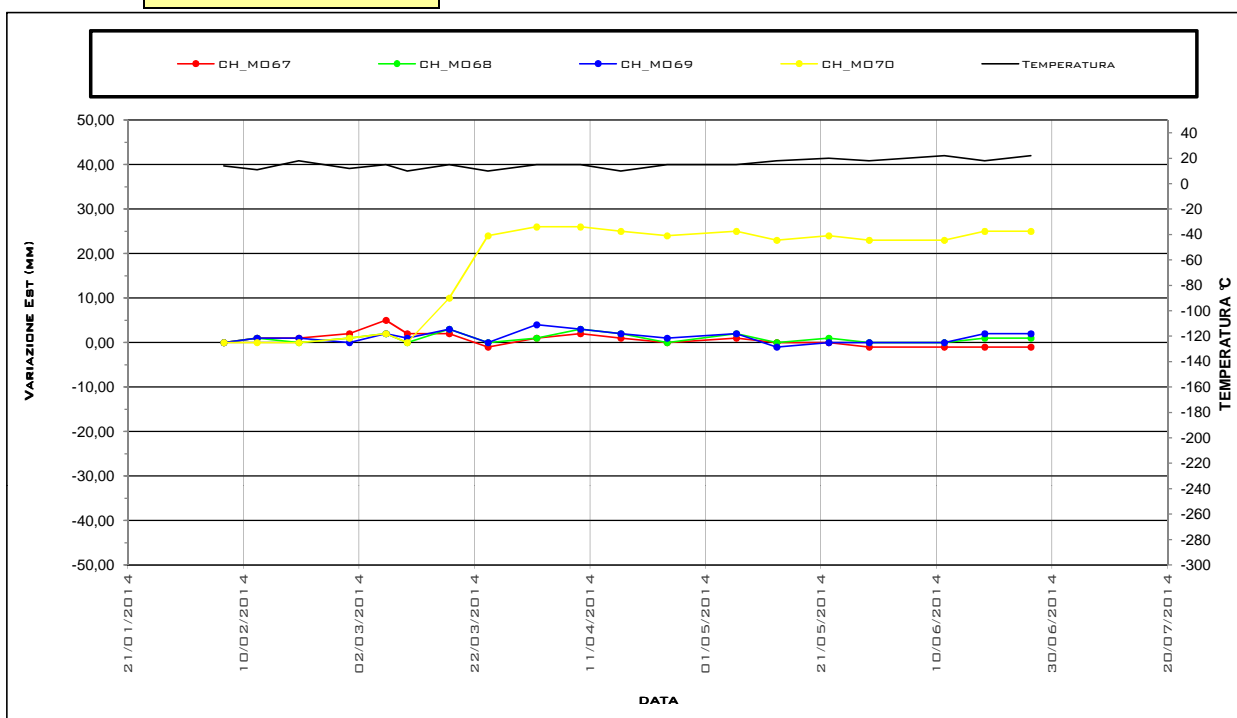
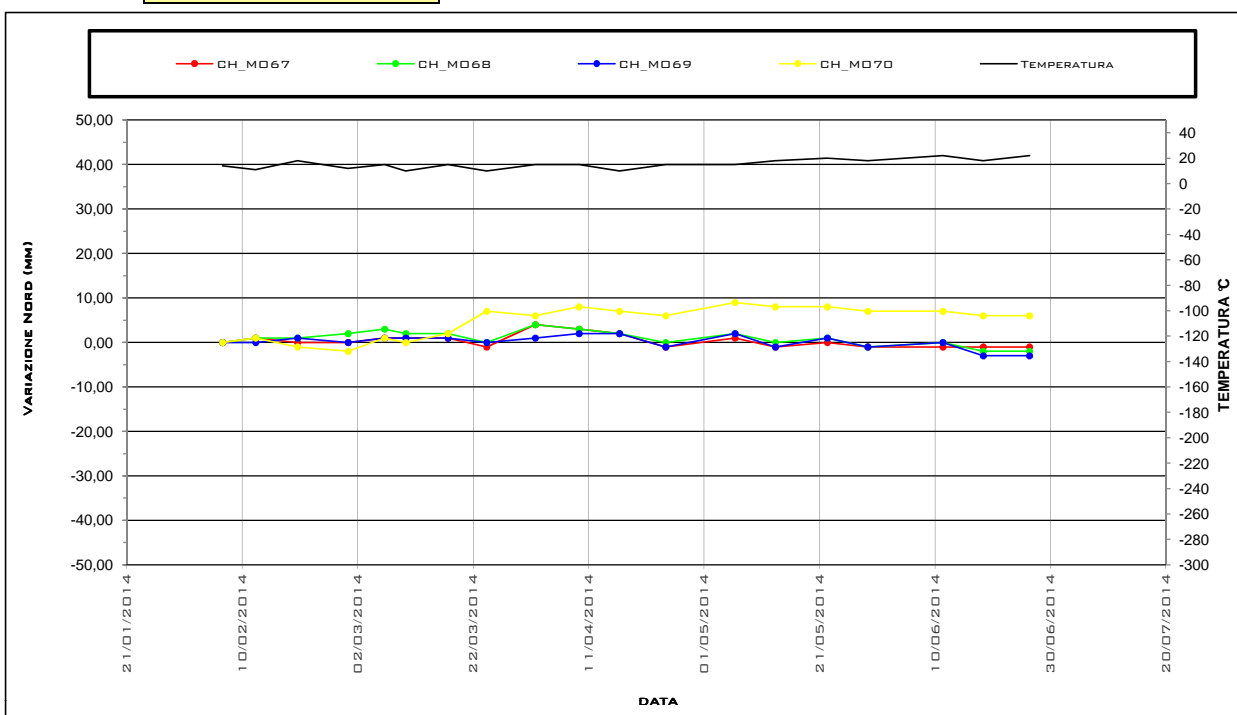


GRAFICO NORD





Ubicazione STAZIONE CHIAIA

Opera \ \ Supplementari \ 71-74

Tipo Strumento Mire Ottiche

Data posa in opera 12/02/2014

Data lettura di zero 12/02/2014

Ultima 17 **in** **data** 26/06/2014

Lett. n°	DATA	CH_M071					CH_M072					CH_M073					CH_M074				
		Temp. Media [°C]	Quota [m]	Quota Spost. [mm]	Est. Spost. [mm]	Nord Spost. [mm]	Temp. Media [°C]	Quota [m]	Quota Spost. [mm]	Est. Spost. [mm]	Nord Spost. [mm]	Temp. Media [°C]	Quota [m]	Quota Spost. [mm]	Est. Spost. [mm]	Nord Spost. [mm]	Temp. Media [°C]	Quota [m]	Quota Spost. [mm]	Est. Spost. [mm]	Nord Spost. [mm]
1	12/02/2014 08.30	11,0	4,6	0,0	0,0	0,0															
2	28/02/2014 08.30	12,0	4,6	0,0	0,0	-1,0	12,0	4,7	0,0	0,0	0,0										
3	06/03/2014 16.30	15,0	4,6	-1,0	0,0	2,0	15,0	4,7	-2,0	-3,0	3,0	15,0	5,2	0,0	0,0	0,0	15,0	4,9	0,0	0,0	0,0
4	10/03/2014 08.30	10,0	4,6	-1,0	0,0	2,0	10,0	4,7	-1,0	-2,0	2,0	10,0	5,2	1,0	-1,0	0,0	10,0	4,9	0,0	1,0	-1,0
5	17/03/2014 15.30	15,0	4,6	-1,0	0,0	1,0	15,0	4,7	-1,0	-2,0	0,0	15,0	5,2	0,0	-1,0	-2,0	15,0	4,9	0,0	1,0	-2,0
6	24/03/2014 08.30	10,0	4,6	1,0	0,0	1,0	10,0	4,7	0,0	-3,0	1,0	10,0	5,2	0,0	-1,0	-2,0	10,0	4,9	2,0	1,0	-1,0
7	01/04/2014 18.30	15,0	4,6	-1,0	-2,0	1,0	15,0	4,7	-2,0	-2,0	0,0	15,0	5,2	0,0	-1,0	-3,0	15,0	4,9	0,0	2,0	-2,0
8	09/04/2014 08.30	15,0	4,6	-1,0	1,0	2,0	15,0	4,7	-3,0	-2,0	1,0	15,0	5,2	-2,0	-2,0	1,0	15,0	4,9	0,0	1,0	1,0
9	16/04/2014 08.30	10,0	4,6	-2,0	0,0	1,0	10,0	4,7	-1,0	0,0	3,0	10,0	5,2	-2,0	0,0	0,0	10,0	4,9	-1,0	2,0	0,0
10	24/04/2014 08.30	15,0	4,6	0,0	0,0	0,0	15,0	4,7	-2,0	-3,0	0,0	15,0	5,2	0,0	-2,0	-3,0	15,0	4,9	1,0	1,0	-2,0
11	06/05/2014 08.30	15,0	4,6	-1,0	1,0	1,0	15,0	4,7	-2,0	-1,0	3,0	15,0	5,2	-1,0	0,0	0,0	15,0	4,9	1,0	3,0	0,0
12	13/05/2014 08.30	18,0	4,6	-1,0	0,0	1,0	18,0	4,7	-2,0	-3,0	2,0	18,0	5,2	-1,0	-1,0	-2,0	18,0	4,9	1,0	0,0	0,0
13	22/05/2014 08.30	20,0	4,6	-1,0	0,0	1,0	20,0	4,7	-2,0	-2,0	2,0	20,0	5,2	-1,0	-1,0	-1,0	20,0	4,9	1,0	2,0	0,0
14	29/05/2014 08.30	18,0	4,6	-2,0	1,0	-1,0	18,0	4,7	-2,0	-3,0	1,0	18,0	5,2	-1,0	1,0	-2,0	18,0	4,9	-1,0	1,0	-2,0
15	11/06/2014 08.30	22,0	4,6	-2,0	1,0	0,0	22,0	4,7	-2,0	-3,0	1,0	22,0	5,2	-1,0	0,0	-2,0	22,0	4,9	-1,0	1,0	-1,0
16	18/06/2014 08.30	18,0	4,6	-2,0	2,0	-1,0	18,0	4,7	-2,0	-1,0	-2,0	18,0	5,2	-1,0	2,0	-5,0	18,0	4,9	-2,0	2,0	-2,0
17	26/06/2014 08.30	22,0	4,6	-2,0	2,0	-1,0	22,0	4,7	-2,0	-1,0	-2,0	22,0	5,2	-1,0	2,0	-5,0	22,0	4,9	-2,0	2,0	-2,0

Ubicazione STAZIONE CHIAIA
Opera \ \ Supplementari \ 71-74
Tipo Strumento Mire Ottiche
Data posa in opera 12/02/2014
Data lettura di zero 12/02/2014

GRAFICO QUOTA

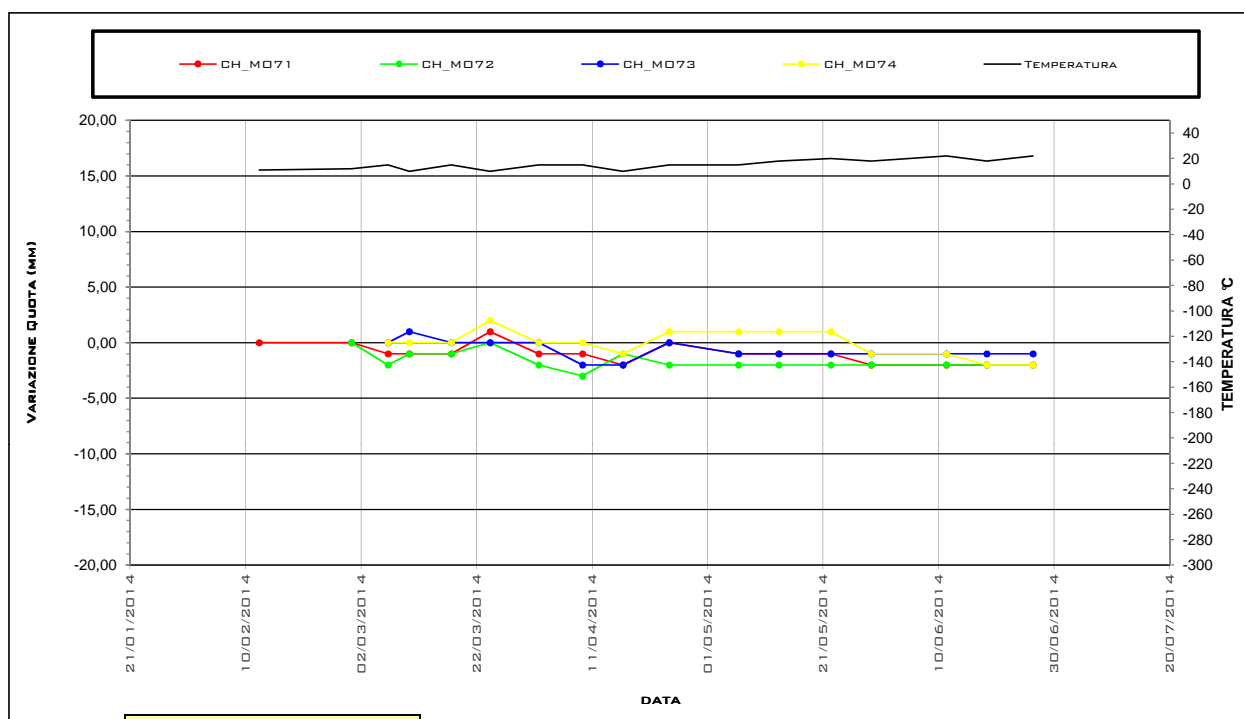
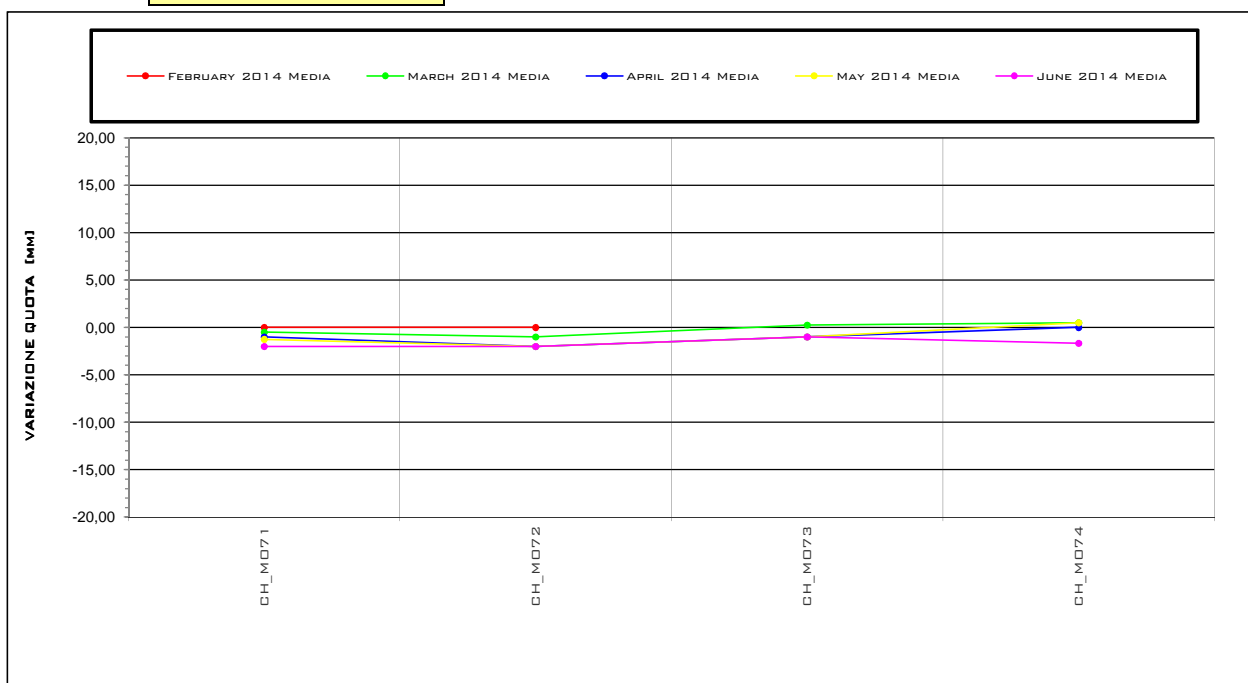


GRAFICO ISOCRONE



Ubicazione STAZIONE CHIAIA
Opera \ \ Supplementari \ 71-74
Tipo Strumento Mire Ottiche
Data posa in opera 12/02/2014
Data lettura di zero 12/02/2014

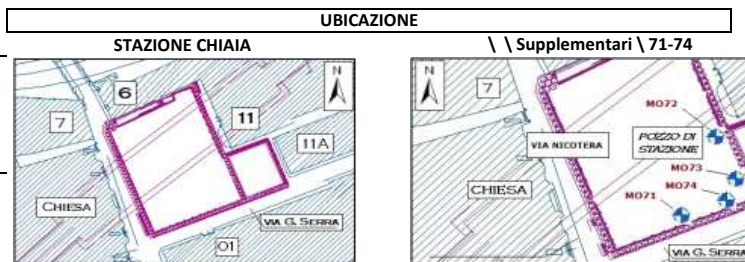


GRAFICO EST

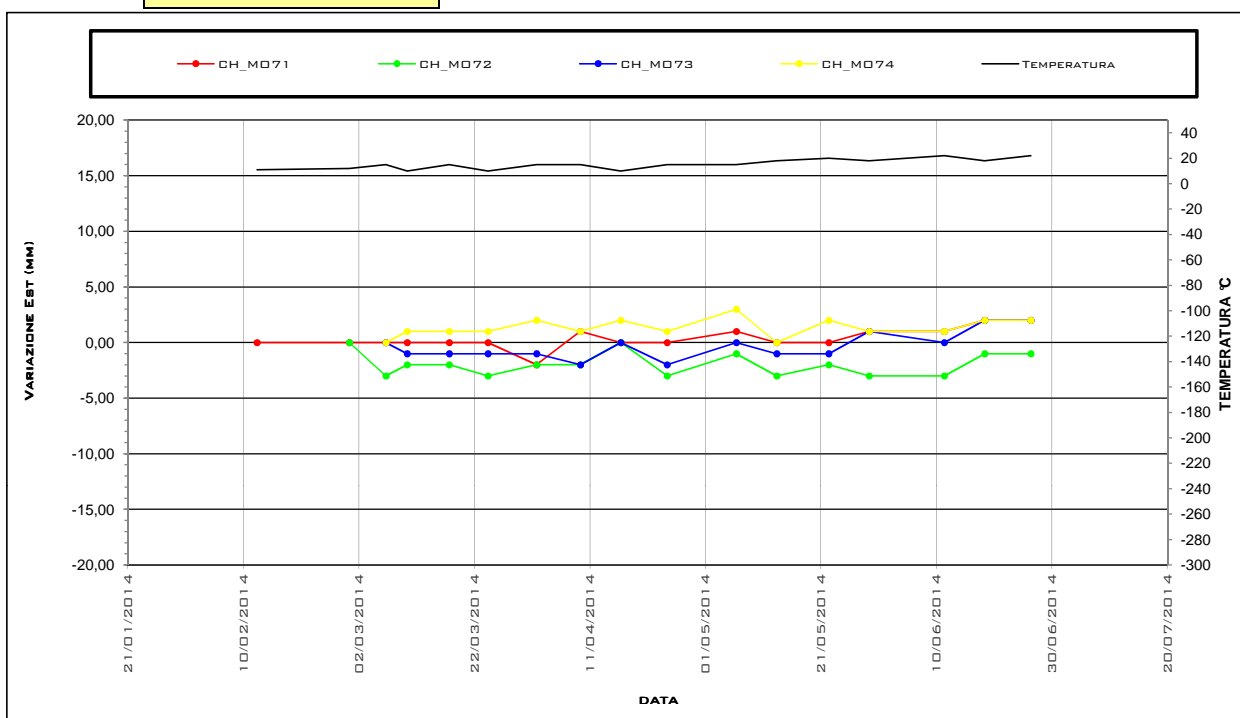
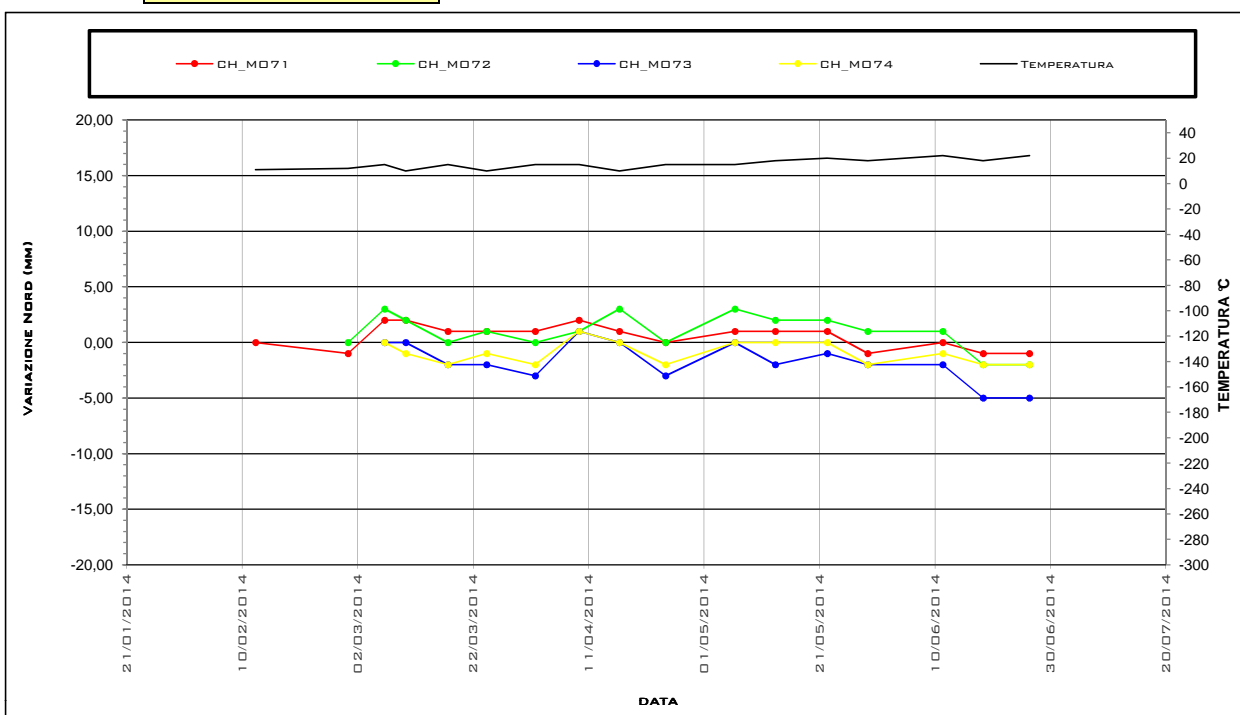





GRAFICO NORD



METROPOLITANA LINEA 6 - RESOCONTO MANUTENZIONE TREESSE ENGINEERING S.R.L.											
		mag-14									
SAN PASQUALE											
COD.STAZIONE	COD. STRUM.	TIPOLOGIA STRUM.	METRI da p.c.	19/5	20/5	21/5	22/5	23/5	Esito	TOT MESE	TOTALE
SP	SP_PZ1_S	PIEZ. CASAGRANDE	15							0	2
	SP_PZ1_P	PIEZ. CASAGRANDE	30							0	1
SP (nuova installazione)	SP_PZ1_S	PIEZ. CASAGRANDE	15							0	3
	SP_PZ1_P	PIEZ. CASAGRANDE	30							0	3
SP	SP_PZ2_S	PIEZ. CASAGRANDE	15							0	6
	SP_PZ2_P	PIEZ. CASAGRANDE	30							0	6
SP	SP_PZ3_S	PIEZ. CASAGRANDE	15							0	6
	SP_PZ3_P	PIEZ. CASAGRANDE	30							0	6
SP	SP_PZ4_S	PIEZ. CASAGRANDE	15							0	4
	SP_PZ4_P	PIEZ. CASAGRANDE	30							0	5
SP	SP_PZ5_S	PIEZ. CASAGRANDE	15							0	5
	SP_PZ5_P	PIEZ. CASAGRANDE	30							0	5
SP	SP_PZ6_S	PIEZ. CASAGRANDE	15							0	4
	SP_PZ6_P	PIEZ. CASAGRANDE	30							0	4
SP	SP_PZ7_S	PIEZ. CASAGRANDE	15							0	2
	SP_PZ7_P	PIEZ. CASAGRANDE	30							0	2
SP	SP_PZ8_S	PIEZ. CASAGRANDE	40							0	2
	SP_PZ8_P	PIEZ. CASAGRANDE	43							0	2
SP	SP_PZ9_S	PIEZ. CASAGRANDE	15							0	2
	SP_PZ9_P	PIEZ. CASAGRANDE	30							0	2
SP	SP_PZ10_S	PIEZ. CASAGRANDE	40							0	2
	SP_PZ10_P	PIEZ. CASAGRANDE	43							0	2
SP	SP_PZ11_S	PIEZ. CASAGRANDE	40							0	2
	SP_PZ11_P	PIEZ. CASAGRANDE	43							0	2
SP	SP_PZ12_S	PIEZ. CASAGRANDE	15							0	2
	SP_PZ12_P	PIEZ. CASAGRANDE	30							0	2
SP	SP_PZ13_S	PIEZ. CASAGRANDE	15							0	2
	SP_PZ13_P	PIEZ. CASAGRANDE	30							0	2
SP	SP_PZ14_S	PIEZ. CASAGRANDE	40							0	2
	SP_PZ14_P	PIEZ. CASAGRANDE	43							0	2
SP	SP_PZ15_S	PIEZ. CASAGRANDE	22,5							0	1
	SP_PZ15_P	PIEZ. CASAGRANDE	45,5							0	1
SP	SP_PZ16_S	PIEZ. CASAGRANDE	22							0	2
	SP_PZ16_P	PIEZ. CASAGRANDE	39,5							0	2
SP	SP_IN1	INCLINOMETRO	20/54							0	2
SP	SP_IN1_1	INCLINOMETRO	44/44							0	4
SP	SP_EI2/ES2	ESTENSO-INCLINOMETRO	54/54			1			P	1	5
SP	SP_IN3	INCLINOMETRO	45/45							0	5
SP	SP_IN4	INCLINOMETRO	0/54							0	0
SP	SP_IN4_1	INCLINOMETRO	50/50			1			P	1	5
SP	SP_EI5/ES5	ESTENSO-INCLINOMETRO	54/54							0	2
SP	SP_IN6	INCLINOMETRO	35/54							0	2
SP	SP_IN6_1	INCLINOMETRO	48/48			1			P	1	5
SP	SP_IN_P3	INCLINOMETRO	0/43							0	0
SP	SP_IN_P3_1	INCLINOMETRO	16/33							0	5
SP	SP_IN_P5	INCLINOMETRO	48/48							0	6
SP	SP_IN_P12	INCLINOMETRO	37/45							0	1
SP	SP_IN_P12_1	INCLINOMETRO	43/43							0	2
SP	SP_IN_P13	INCLINOMETRO	49/49							0	6
SP	SP_IN_P25	INCLINOMETRO	0/51							0	0
SP	SP_IN_P26	INCLINOMETRO	45/45							0	9
SP	SP_IN_P61	INCLINOMETRO	0/51							0	0
SP	SP_IN_P64	INCLINOMETRO	28/46							0	6
SP	SP_IN_P74	INCLINOMETRO	42/42							0	6
SP	SP_IN_P75	INCLINOMETRO	47/47							0	6
SP	SP_IN_P83	INCLINOMETRO	47/47							0	6
SP	SP_IN_P84	INCLINOMETRO	35/51							0	1
SP	SP_IN_P84_1	INCLINOMETRO	47/47							0	5

METROPOLITANA LINEA 6 - RESOCONTO MANUTENZIONE TREESSE ENGINEERING S.R.L.											
		mag-14									
SP	SP_IN_P4	INCLINOMETRO	20/20		1				P	1	2
SP	SP_IN_P6	INCLINOMETRO	22/22		1				P	1	2
SP	SP_IN_P41	INCLINOMETRO	23/23		1				P	1	3
SP	SP_IN_P42	INCLINOMETRO	23/23		1				P	1	3
SP	P1	POZZO	40							0	1
SP	P2	POZZO	40							0	0
SP (nuova install.)	P1	POZZO	40							0	0
SP (nuova install.)	P2	POZZO	45							0	0
SP	P3	POZZO	42							0	0
SP	P4	POZZO	42							0	0
SP	P5	POZZO	40							0	0
SP	P6	POZZO	45							0	0
SP	P7	POZZO	45							0	0
SP	P8	POZZO	45							0	0
N.B.											
Lo strumento SP_EI5/ES5 (ESTENSO-INCLINOMETRO) risulta leggibile con la sonda inclinometrica ma non leggibile con la sonda estensimetrica. Pertanto nel programma di monitoraggio verranno eseguite le sole letture inclinometriche.											
ARCO MIRELLI											
COD.STAZIONE	COD. STRUM.	TIPOLOGIA STRUM.	METRI da p.c.	19/5	20/5	21/5	22/5	23/5	ESITO	TOT MESE	TOTALE
AM	AM_PZ8 (KOLLHOFF)	PIEZ. TUBO APERTO	25							0	0
AM	AM_PZ9 (KOLLHOFF)	PIEZ. TUBO APERTO	25							0	0
AM	AM_PZ10 (KOLLHOFF)	PIEZ. TUBO APERTO	25							0	0
AM	AM_PZ1_S	PIEZ. CASAGRANDE	10							0	1
	AM_PZ1_P	PIEZ. CASAGRANDE	28							0	1
AM (nuova installazione)	AM_PZ1_S	PIEZ. CASAGRANDE	10							0	4
	AM_PZ1_P	PIEZ. CASAGRANDE	28							0	7
AM	AM_PZ2_S	PIEZ. CASAGRANDE	10							0	7
	AM_PZ2_P	PIEZ. CASAGRANDE	28							0	7
AM	AM_PZ4_S	PIEZ. CASAGRANDE	10							0	1
	AM_PZ4_P	PIEZ. CASAGRANDE	28							0	1
AM	AM_PZ5_S	PIEZ. CASAGRANDE	10							0	8
	AM_PZ5_P	PIEZ. CASAGRANDE	28							0	9
AM	AM_PZ6_S	PIEZ. CASAGRANDE	10							0	7
	AM_PZ6_P	PIEZ. CASAGRANDE	28							0	7
AM	AM_PZ7_S	PIEZ. CASAGRANDE	10							0	6
	AM_PZ7_P	PIEZ. CASAGRANDE	28							0	6
AM	AM_PZ11_S	PIEZ. CASAGRANDE	28							0	2
	AM_PZ11_P	PIEZ. CASAGRANDE	36							0	2
AM	AM_PZ12_S	PIEZ. CASAGRANDE	24							0	4
	AM_PZ12_P	PIEZ. CASAGRANDE	32							0	4
AM	AM_PZ13_S	PIEZ. CASAGRANDE	27							0	3
	AM_PZ13_P	PIEZ. CASAGRANDE	34							0	3
AM	AM_PZ14_S	PIEZ. CASAGRANDE	27							0	4
	AM_PZ14_P	PIEZ. CASAGRANDE	35							0	5
AM	AM_PZ15_S	PIEZ. CASAGRANDE	23							0	4
	AM_PZ15_P	PIEZ. CASAGRANDE	30							0	4
AM	AM_PZ16_S	PIEZ. CASAGRANDE	23							0	3
	AM_PZ16_P	PIEZ. CASAGRANDE	30							0	3
AM	AM_PZ17_S	PIEZ. CASAGRANDE	25							0	3
	AM_PZ17_P	PIEZ. CASAGRANDE	30							0	3
AM	AM_PZ18_S	PIEZ. CASAGRANDE	29							0	3
	AM_PZ18_P	PIEZ. CASAGRANDE	31							0	3
AM	AM_PZ19_S	PIEZ. CASAGRANDE	28							0	3
	AM_PZ19_P	PIEZ. CASAGRANDE	35							0	3
AM	AM_PZ20_S	PIEZ. CASAGRANDE	29							0	3
	AM_PZ20_P	PIEZ. CASAGRANDE	34							0	3
AM	AM_IN1	INCLINOMETRO	0/50							0	0
AM	AM_IN1_1	INCLINOMETRO	41/41							0	4
AM	AM_IN2	INCLINOMETRO	0/50							0	0

METROPOLITANA LINEA 6 - RESOCONTO MANUTENZIONE TREESSE ENGINEERING S.R.L.											
		mag-14									
AM	AM_IN2_1	INCLINOMETRO	49/49							0	2
AM	AM_E1/ES1	ESTENSO-INCLINOMETRO	50/50							0	7
AM	AM_EI3 bis/ES3 bis	ESTENSO-INCLINOMETRO	50/50							0	7
AM	AM_IN_P5	INCLINOMETRO	0/40							0	0
AM	AM_IN_P5_1	INCLINOMETRO	39/39				1		P	1	3
AM	AM_IN_P6	INCLINOMETRO	3/44							0	1
AM	AM_IN_P17	INCLINOMETRO	29/40							0	1
AM	AM_IN_P17_1	INCLINOMETRO	38/38				1		P	1	5
AM	AM_IN_P18	INCLINOMETRO	36/40				1		P	1	6
AM	AM_IN_P31	INCLINOMETRO	0/35							0	0
AM	AM_IN_P31_1	INCLINOMETRO	31/31							0	3
AM	AM_IN_P32	INCLINOMETRO	40/40							0	1
AM	AM_IN_P32_1	INCLINOMETRO	38/38							0	3
AM	AM_IN_P61	INCLINOMETRO	0/40							0	0
AM	AM_IN_P61_1	INCLINOMETRO	37/37	1					P	1	3
AM	AM_IN_P62	INCLINOMETRO	4/40							0	0
AM	AM_IN_P62_1	INCLINOMETRO	36/36	1					P	1	4
AM	AM_IN_P76	INCLINOMETRO	39/39							0	3
AM	AM_IN_P77	INCLINOMETRO	40/40							0	3
AM	AM_EI2/ ES2	ESTENSO-INCLINOMETRO	0/50							0	0
AM	AM_IN_P87	INCLINOMETRO	37/42							0	1
AM	AM_IN_P88	INCLINOMETRO	08/36							0	1
AM	AM_IN_P104	INCLINOMETRO	40/40				1		P	1	6
AM	AM_IN_P105	INCLINOMETRO	40/40				1		P	1	7
N.B.											
Lo strumento AM_EI3 bis/ES3 bis (ESTENSO-INCLINOMETRO) risulta leggibile con la sonda inclinometrica ma non leggibile con la sonda estensimetrica. Pertanto nel programma di monitoraggio verranno eseguite le sole letture inclinometriche.											
CHIAIA											
COD.STAZIONE	COD. STRUM.	TIPOLOGIA STRUM.	METRI da p.c.	19/5	20/5	21/5	22/5	23/5	ESITO	TOT MESE	TOTALE
CH	CH_PZ1	PIEZ. TUBO APERTO	50/50							0	2
CH	CH_PZ2	PIEZ. TUBO APERTO	50							0	2
CH	CH_PZ3	PIEZ. TUBO APERTO	40/40							0	0
CH	CH_PZ4	PIEZ. TUBO APERTO	50/50							0	0
CH	CH_PZ5	PIEZ. CASAGRANDE								0	0
CH	CH_PZ6_S	PIEZ. CASAGRANDE								0	0
	CH_PZ6_P	PIEZ. CASAGRANDE								0	0
CH	CH_PZ7	PIEZ. CASAGRANDE								0	0
CH	CH_IN1	INCLINOMETRO	54/54							0	1
CH	CH_IN2	INCLINOMETRO	54/54							0	3
CH	CH_IN3	INCLINOMETRO	54/54							0	1
CH	CH_IN4	INCLINOMETRO	50/50							0	0
CH	CH_IN_P13	INCLINOMETRO	20/20							0	4
CH	CH_IN_P50	INCLINOMETRO	18/18							0	4
CH	CH_IN_P81	INCLINOMETRO	24/24							0	1
CH	CH_IN_P67	INCLINOMETRO	23/23							0	3
CH	CH_EI1/ES1	ESTENSO-INCLINOMETRO	25/54							0	1
CH	CH_EI2/ES2	ESTENSO-INCLINOMETRO	55/55							0	1
NB: Lo strumento CH_EI1/ES1(ESTENSO-INCLINOMETRO) risulta leggibile per 30m rispetto agli iniziali 54. Tale riduzione è dovuta al passaggio della TBM che ha intercettato lo strumento tagliando la porzione inferiore interferente con la galleria.											
MUNICIPIO											
COD.STAZIONE	COD. STRUM.	TIPOLOGIA STRUM.	METRI da p.c.	19/5	20/5	21/5	22/5	23/5	ESITO	TOT MESE	TOTALE
MU	MU_PZ1	PIEZ. TUBO APERTO	16,5							0	3
MU	MU_PZ2	PIEZ. TUBO APERTO	25,5							0	2
MU	MU_PZ3	PIEZ. TUBO APERTO	25,20							0	1
MU	MU_PZ4	PIEZ. TUBO APERTO	23,80							0	5
MU	MU_PZ5	PIEZ. TUBO APERTO	17,70							0	6
MU	MU_PZ6	PIEZ. TUBO APERTO	13							0	5
MU	MU_EI1/ES1	ESTENSO-INCLINOMETRO	35/35							0	3
MU	MU_EI2/ES2	ESTENSO-INCLINOMETRO	34/34							0	5
MU	MU_EI3/ES3	ESTENSO-INCLINOMETRO	34/34							0	6
MU	MU_EI4/ES4	ESTENSO-INCLINOMETRO	35/35							0	4

METROPOLITANA LINEA 6 - RESOCONTO MANUTENZIONE TREESSE ENGINEERING S.R.L.









mag-14

GALLERIA DI LINEA

TRATTA MERGELLINA / ARCO MIRELLI											
COD.STAZIONE	COD. STRUM.	TIPOLOGIA STRUM.	METRI da p.c.	19/5	20/5	21/5	22/5	23/5	ESITO	TOT MESE	TOTALE
GL_MA	GL_MA_SP01_EI1/ES1	ESTENSO-INCLINOMETRO	28/28							0	1
GL_MA	GL_MA_SP01_EI2/ES2	ESTENSO-INCLINOMETRO	30/30							0	1
GL_MA	GL_MA_SC01_EI1/ES1	ESTENSO-INCLINOMETRO	31/31							0	0
GL_MA	GL_MA_SC01_EI2/ES2	ESTENSO-INCLINOMETRO	27/27							0	2
GL_MA	GL_MA_SP02_EI1/ES1	ESTENSO-INCLINOMETRO	27/27							0	3
GL_MA	GL_MA_SP02_EI2/ES2	ESTENSO-INCLINOMETRO	30/30							0	2
GL_MA	GL_MA_SP01_PZ	PIEZ. CASAGRANDE	30							0	3
GL_MA	GL_MA_SC01_PZ	PIEZ. CASAGRANDE	30							0	3
GL_MA	GL_MA_SP02_PZ	PIEZ. CASAGRANDE	30							0	6
GL_MA	GL_MA_PZ1	PIEZ. CASAGRANDE	8,04	1					P	1	4
GL_MA	GL_MA_PZ2	PIEZ. CASAGRANDE	7,97							0	2
GL_MA	GL_MA_PZ3	PIEZ. CASAGRANDE	8,00							0	2
GL_MA	GL_MA_PZ4	PIEZ. CASAGRANDE	7,90							0	5
GL_MA	GL_MA_PZ5	PIEZ. CASAGRANDE	7,30							0	4
TRATTA ARCO MIRELLI / SAN PASQUALE											
COD.STAZIONE	COD. STRUM.	TIPOLOGIA STRUM.	METRI da p.c.	19/5	20/5	21/5	22/5	23/5	ESITO	TOT MESE	TOTALE
GL_AS	GL_AS_SP03_EI1/ES1	ESTENSO-INCLINOMETRO	34/34							0	2
GL_AS	GL_AS_SP03_EI2/ES2	ESTENSO-INCLINOMETRO	34/34							0	3
GL_AS	GL_AS_SC03_EI1/ES1	ESTENSO-INCLINOMETRO	34/34							0	3
GL_AS	GL_AS_SC03_EI2/ES2	ESTENSO-INCLINOMETRO	34/34							0	3
GL_AS	GL_AS_SC02_PZ	PIEZ. CASAGRANDE	35							0	5
GL_AS	GL_AS_SC03_PZ	PIEZ. CASAGRANDE	35							0	5
GL_AS	GL_AS_SP03_PZ	PIEZ. CASAGRANDE	35							0	4
TRATTA SAN PASQUALE / CHIAIA											
COD.STAZIONE	COD. STRUM.	TIPOLOGIA STRUM.	METRI da p.c.	19/5	20/5	21/5	22/5	23/5	ESITO	TOT MESE	TOTALE
GL_SH	GL_SH_SC04_EI1/ES1	ESTENSO-INCLINOMETRO	35/35							0	4
GL_SH	GL_SH_SC04_EI2/ES2	ESTENSO-INCLINOMETRO	35/35							0	3
GL_SH	GL_SH_SP04_EI1/ES1	ESTENSO-INCLINOMETRO	34/34							0	2
GL_SH	GL_SH_SP04_EI2/ES2	ESTENSO-INCLINOMETRO	31/31							0	1
GL_SH	GL_SH_SC05_EI1/ES1	ESTENSO-INCLINOMETRO	30/30							0	1
GL_SH	GL_SH_SC05_EI2/ES2	ESTENSO-INCLINOMETRO	30/30							0	1
GL_SH	GL_SH_SC04_PZ	PIEZ. CASAGRANDE	35/35							0	3
GL_SH	GL_SH_SP04_PZ	PIEZ. CASAGRANDE	35/35							0	4
GL_SH	GL_SH_SC05_PZ	PIEZ. CASAGRANDE	30/30							0	1
GL_CM	GL_CM_SC06_PZ1	PIEZ. CASAGRANDE	40/40							0	1
GL_CM	GL_CM_SC06_PZ2	PIEZ. CASAGRANDE	40/40							0	2
GL_CM	GL_CM_SC06_EI/ES	ESTENSO-INCLINOMETRO	37/37							0	0

LEGENDA

	IN ROSSO STRUMENTO FUORI USO (per il quale è inutile programmare attività di manutenzione e monitoraggio)
	IN GIALLO STRUMENTO A FUNZIONALITA' RIDOTTA
	IN VERDE STRUMENTO SOSTITUITO
	ESITO POSITIVO
	ESITO NEGATIVO
	VIDEOISPEZIONE ESEGUITA

NOTE

Gli strumenti sottoposti a manutenzione nel periodo indicato, dopo il trattamento di spurgo, lavaggio a pressione, verifica dell'accessibilità tubi di misura, hanno migliorato la loro funzionalità. Superando le prove con esito positivo.

Per i piezometri tipo Casagrande sotto riportati, si evince la scarsa comunicazione fra i tubi di misura, che indica un ridotto ricircolo dell'acqua all'interno della cella. Dalla risposta strumentale ottenuta durante le fasi di manutenzione, si suppone un funzionamento assimilabile più a piezometri tubo aperto che non a celle tipo Casagrande, ciò potrebbe comportare tempi di risposta più lunghi. Tuttavia questi strumenti continuano a fornire misure correlabili con gli altri strumenti funzionanti, continueranno ad essere regolarmente inseriti nel programma di monitoraggio e di manutenzione.

Cantiere San Pasquale

SP_PZ1_P

SP_PZ1_S

Cantiere Arco Mirelli

AM_PZ6_S

AM_PZ5_S

Tratta Mergellina-Arco Mirelli

GL_MA_PZ4